


Mazda6



zoom-zoom

IMAGINATION DRIVES US



Imagination is the world's most valuable resource. It's our window to the future, because if we can imagine it, we can create it. Mazda is built on a foundation of imagination and ingenuity. It's the fuel behind all we create and achieve. It has given us SKYACTIV TECHNOLOGY, 'KODO – Soul of Motion' design and countless successes that once existed only in someone's imagination. These pages show how imagination is an integral part of our innovative cars.

CONTENTS

04	INTRODUCTION
06	EXTERIOR
08	INTERIOR
10	PERFORMANCE
12	SKYACTIV
14	CONNECTIVITY
16	FEATURED INNOVATION
18	CAPACITY
20	SAFETY
22	i-ACTIVSENSE
24	MODELS
32	SPECIFICATIONS
38	CONFIDENCE
39	COLOUR & TRIM





Atenza Sedan in Machine Grey Metallic.

QUIETLY CONFIDENT

When we imagined Mazda6, we envisioned refined luxury with an exhilarating drive. Inside, you'll enjoy elegant space and comfort, while SKYACTIV TECHNOLOGY gives you sports performance and outstanding fuel economy. Mazda6 comes with the latest connectivity along with the confidence of advanced i-ACTIVSENSE safety technology. It all comes together with dynamic 'KODO – Soul of Motion' design to create a stunning street presence.



Atenza Sedan in Soul Red Metallic.

WHEN MOTION TAKES SHAPE

Mazda6 has literally been shaped by a sense of excitement. Its confident stance and athletic form are the vision of Mazda's 'KODO – Soul of Motion' design. KODO captures the very instant energy becomes motion. It's the muscular beauty you see when an animal pounces, or when a human leaps into action. Everywhere you look this sporting poise is enhanced by elegant detail. In either sedan or wagon, Mazda6 excites the imagination.



6 Atenza Wagon in Soul Red Metallic.



魂動

KODO : SOUL of MOTION



LUXURIOUS COMFORT

From the moment you get in, you'll be quietly impressed with the understated luxury of Mazda6. The stylish dash envelops you with thoughtfully located controls and read-outs to keep your attention on the road. The interior environment is one of uncluttered elegance. Each Mazda6 is crafted with distinct trim colours and high-quality finishes, including supple nappa leather¹ on selected models. Every trip is enhanced with the latest in infotainment, with MZD Connect giving you access to social media feeds, music and a host of other online content via a full-colour central screen.



IN EVERY WAY, IT'S A SUPERB PERFORMANCE

Mazda6 gives you exhilarating sports performance, yet achieves class-leading fuel economy. It boasts a world-first innovation – our unique energy regeneration system, i-ELOOP. Whenever you slow down, i-ELOOP harvests braking energy to a capacitor, then reuses it to power on-board electrical systems and reduce fuel consumption. Refined power comes from a 2.5 litre SKYACTIV-G petrol engine, or 2.2 litre turbo diesel SKYACTIV-D. Both give you smooth responsiveness with outstanding fuel economy. The SKYACTIV-Drive automatic transmission works with swift precision, offering even more involvement through sporty manual shifts. The agile handling delivers a refined ride that's enhanced by significantly reduced cabin noise.

EVEN GREATER EFFICIENCY WITH SKYACTIV TECHNOLOGY

At Mazda we're committed to reducing environmental impact as much as possible. Yet the driving enjoyment that's in our DNA and every car we make is always at the forefront of our minds. It's a challenge that led us to discover a breakthrough - SKYACTIV TECHNOLOGY. Mazda6 is also one of Mazda's first vehicles to feature SKYACTIV-VEHICLE DYNAMICS, a series of technologies that integrates control of the engine, transmission, chassis and body to enhance the sense of oneness between car and driver that we call Jinba Ittai. Features like our clever i-stop system achieve even more fuel economy by turning off the engine when you come to a stop, while holding it perfectly poised for a virtually instant restart. Put simply, we've engineered Mazda6 to unlock maximum efficiency, whilst also heightening the thrill of the drive.



SKYACTIV-G 2.5L PETROL ENGINE

An advanced internal combustion engine achieves more performance from less fuel. Direct injection with a precise multi-hole system minimises fuel use. A unique piston design allows more effective fuel combustion – boosting power and lowering emissions. Major reduction of internal friction liberates extra power, while a free-breathing 4-2-1 exhaust layout enhances efficiency and response. The 2.5 litre 4-cylinder engine delivers a potent 138kW of power and 250Nm of torque, using only 6.6 litres of fuel every 100km².



SKYACTIV-D 2.2L DIESEL ENGINE

The responsive acceleration of High-Precision DE Boost combined with the sporty power delivery of up to an exceptional 5,500rpm makes Mazda6 more agile than ever. The 2.2 litre 4-cylinder engine produces 129kW and a muscular 420Nm of torque, using just 5.4 litres of fuel per 100km². With a two-stage turbocharger maximising efficiency, the SKYACTIV-D engine meets strict Euro stage V emissions standards without requiring expensive after-treatment of exhaust gases.



SKYACTIV-DRIVE AUTOMATIC TRANSMISSION

We've combined the best attributes of conventional automatic, continuously variable and dual clutch transmissions. The transmission locks up to couple directly with the engine over a wider spectrum than other automatics. This realises a significant improvement in fuel economy and a more direct, manual-like power delivery and driving feel. Shifts are swift, accurate and smooth across the six speeds.



i-ELOOP

Mazda6 integrates our world-first energy regeneration system, i-ELOOP. As you decelerate, it harvests braking energy to a capacitor. This energy then powers electrical systems such as climate control, audio, headlamps and engine management, cutting fuel use by up to 10% in everyday traffic conditions when combined with i-stop. A capacitor allows much more efficient charging and discharging than conventional battery-based systems - full charge attainable in under 10 seconds. Our clever i-stop system boosts fuel savings, by switching the engine off when you come to a stop. It then positions the engine perfectly for quick, seamless restarting.



SKYACTIV-BODY

The application of high and ultra-high tensile steel cuts weight, yet bolsters rigidity. Key joints feature advanced techniques requiring no heavy reinforcement. Front and rear suspension mounting points bond directly to the underbody, adding further strength. Even the doors use pressing methods that reduce weight without compromising rigidity. Despite being light, Mazda6 disperses crash energy in multiple directions to achieve world-class collision performance.



SKYACTIV-CHASSIS

Every component has been designed to create an unrivalled sense of 'oneness' between car and driver. For agile handling with great ride comfort, the chassis combines firm bushings and closely optimised geometry. A highly rigid front suspension cross member combines with high-ratio electric power assist steering to quicken handling. Both front and rear cross members improve stiffness and lower weight, thanks to an innovative welding method.

CONNECTIVITY WITH YOUR LIFE IN MIND

Mazda6 not only enhances your driving world, but your world beyond it. MZD Connect's advanced infotainment brings you DAB+ digital radio and access to online content including social media, music, podcasts and more, simply by linking to your compatible³ smartphone. It can even read texts and emails aloud. Everything is centralised on a touch screen positioned so your attention remains on the road. The rotary multi-function commander puts all function control right to hand. Menu choice, audio and navigation can even be driven by voice command, so even when the drive takes you away, you're never out of touch.



EASY TO FOLLOW

Satellite navigation is clearly displayed on a 7-inch colour touch-screen. Features spoken street names and advanced lane guidance.



COMFORTABLY IN COMMAND

Controlling menus and functions is intuitively easy with the rotary multi-function commander.



STAY IN TOUCH

MZD Connect links you to a wide range of web content via your compatible³ smartphone.





FOCUSED ON A BETTER DRIVE

Through advanced technology, Mazda6 gives you a safer drive that's also more engaging. The Active Driving Display in GT and Atenza helps you to focus more keenly on what's happening on the road ahead. It projects important data like current speed, navigation cues and traffic signage such as speed limits into your line of sight. The clearly arranged instruments offer comprehensive information for a more informed drive. All models also give you hands-free phone³ operation and music streaming via Bluetooth[®]. Handy USB ports are also integrated to power your devices.



UPLIFTING AUDIO

With 231 watts of power over 11 speakers, Bose[®] digital audio delivers sublime music playback from Touring up.



PLUG AND PLAY

USB ports let you play music via compatible devices while also charging them. Auxiliary audio input is also featured.



Atenza Diesel Sedan in pure white nappa leather trim!



18 Atenza Wagon in Soul Red Metallic.



INDULGE IN COMFORT AND STYLE

The spacious Mazda6 accommodates five people in a cabin crafted to look and feel special. Touring models and above surround you in pure indulgence, with a leather¹ interior boasting high-quality craftsmanship and contrast stitching. Models with rear seat heater now have added armrest detail. Driver's seat position memory remembers your preferred Active Driving Display angle and settings.

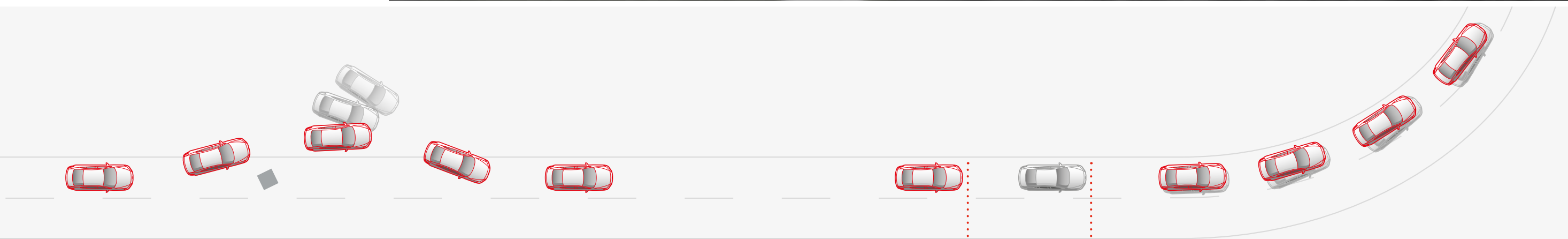
Cargo is carefully considered too, with thoughtful and generous storage throughout. Both sedan and wagon feature 60/40 split folding rear seats, extending the generous luggage area to accommodate unusually shaped items. The wagon's clever 'Karakuri' seats unlatch and fold in a fluid move, creating a virtually flat floor.

THE HIGHEST STANDARDS OF SAFETY

In Mazda6 you're well equipped to react to the unexpected, thanks to aided focus on the road and responsive handling. The best in safety is also on your side, starting with the world-class collision protection of an extremely rigid body. A brace of SRS airbags is standard, along with disc brakes boasting ABS and Electronic Brake-force Distribution (EBD), which optimises braking according to the load on board. Emergency Brake Assist (EBA) also boosts stopping power the instant emergency braking is sensed. In the event you need to brake suddenly from speed, the Emergency Stop Signal (ESS) automatically flashes the hazard lights to warn following drivers. Hill Launch Assist (HLA) keeps the brakes applied momentarily when you remove your foot from the brake pedal on an incline, giving you time to apply the accelerator and drive away smoothly. In Mazda6, an exciting drive is also a safe one.



Atenza Wagon in Machine Grey Metallic.



READY TO REACT

If unexpected hazards appear suddenly, Dynamic Stability Control (DSC) acts instantly, braking the inner rear wheel to offset understeer (or outer front wheel to combat oversteer). The Traction Control System (TCS) also reduces torque to the driven wheels to minimise skidding. The hazard can be steered around, as control is maintained.

STOP SAFELY

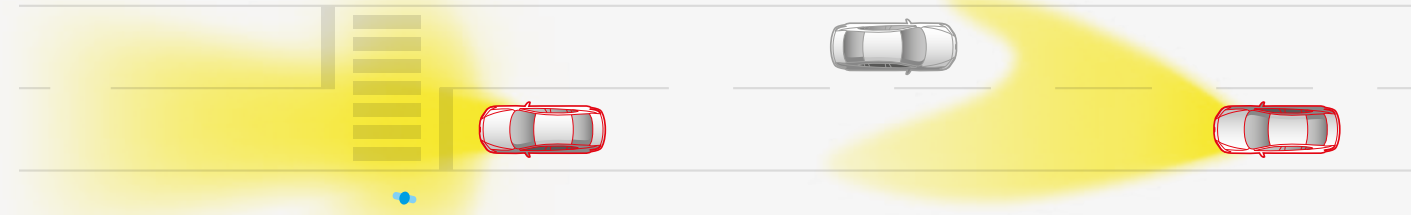
Stopping distance with EBA, ABS and EBD. Stopping distance with no assistance.

ENJOY THE RIDE

By finely controlling engine torque based on the steering and accelerator inputs of the driver, G-Vectoring Control (GVC) improves both handling for the driver and ride quality for the passengers around corners.

i-ACTIVSENSE GIVES YOU EXTRA SENSES


Mazda6 gives you impressive levels of safety, with SCBS, BSM and RCTA standard across the entire range. With advanced i-ACTIVSENSE technology⁴ your sense of confidence becomes even stronger. These intelligent systems are designed to help you recognise potential hazards, avoid collisions and minimise the severity of accidents when they can't be avoided. Employing radar and cameras, it's like having extra senses working for you.



ADAPTIVE LED HEADLIGHTS (ALH)

Individual control of several LEDs allows precise adjustment of the lighting pattern. The system automatically broadens visibility at low speeds, shapes the high beam to help avoid dazzling other drivers and raises beam height at highway speeds to extend vision area.

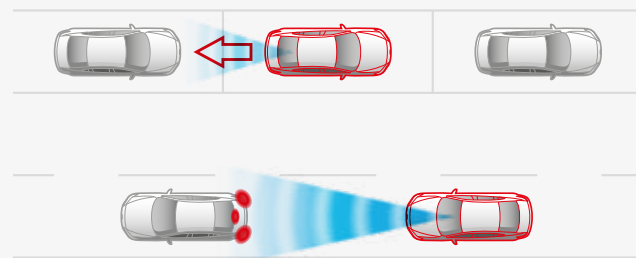
Atenza only.



BLIND SPOT MONITORING (BSM)

By integrating the radar technology of Rear Vehicle Monitoring System (RVM), Blind Spot Monitoring (BSM) and Rear Cross Traffic Alert (RCTA), the vehicle's blind spots are scanned to detect approaching vehicles and warn against hazardous lane changes. An LED icon on the relevant side mirror is accompanied by beeping alerts.

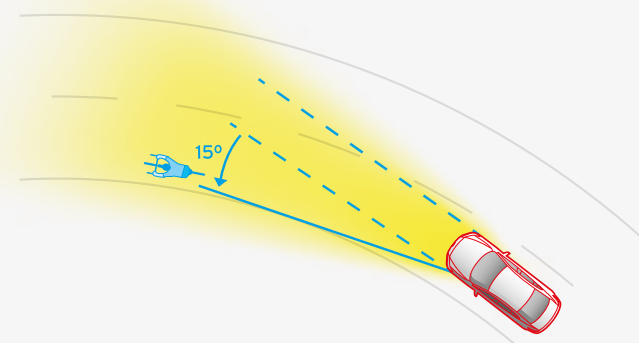
Standard across the range.



SMART CITY BRAKE SUPPORT (SCBS)

Helps prevent, or lessen, low-speed impacts. Now with a forward-sensing camera for added detection angles and range that includes pedestrian-detection, SCBS-F monitors the vehicle in front to assess the possibility of a collision at forward speeds of 4-80km/h. If the system detects a high risk of impact, it issues visual and audible warnings and primes the brakes for faster response should the driver brake. If the driver does not brake, the brakes are applied automatically. SCBS-R also works in reverse at speeds of 2-8km/h.

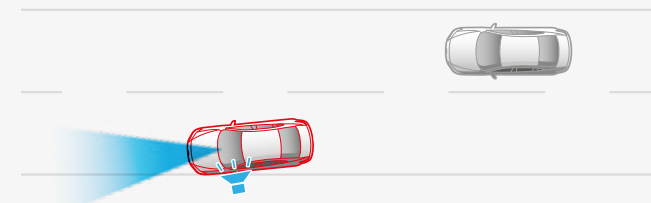
Standard across the range.



ADAPTIVE FRONT-LIGHTING SYSTEM (AFS)

The powerful LED headlamps swivel up to 15 degrees in the direction you're steering, revealing more of the corner.

GT only.



LANE DEPARTURE WARNING (LDW)/ LANE-KEEP ASSIST SYSTEM (LAS)


Using a windscreen-mounted camera to monitor road lane markings, LDW sounds an audible warning if you're about to stray from your lane. LAS will act if it determines the vehicle is going to leave its lane, by applying a degree of corrective steering.

Atenza only.



REAR CROSS TRAFFIC ALERT (RCTA)

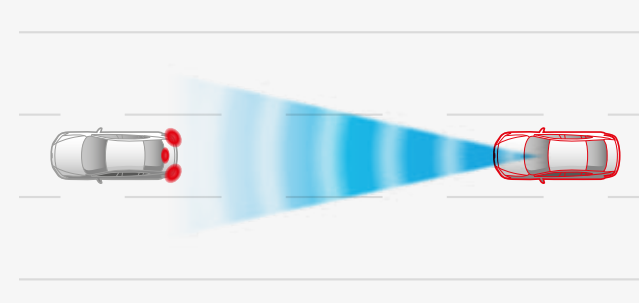
RCTA assists you when you're reversing from a parking space, warning if a car is approaching from either side of your vehicle. The LED icons on both mirrors are accompanied by a beeping alert.



TRAFFIC SIGN RECOGNITION (TSR)

The Traffic Sign Recognition System recognises Stop, No Entry and speed limit signs using the forward sensing camera while driving. The detected speed limit is shown on the Active Driving Display. If the driver exceeds the speed limit, the traffic sign indication on the display flashes 3 times and a warning sound alerts the driver. The system provides constant safe driving support by preventing the driver from overlooking important traffic signage.

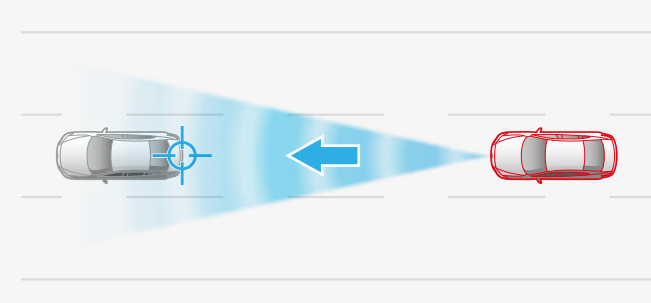
GT and Atenza only.



FORWARD OBSTRUCTION WARNING (FOW)/ SMART BRAKE SUPPORT (SBS)

Operating at 15-160km/h, the system monitors the distance to vehicles in front and their speed. FOW senses if a collision is likely and prompts you to take evasive action via audible and visual alerts. If SBS senses a high risk of impact, it applies initial pressure to the brakes, enabling faster response should you brake. If you take evasive action, SBS deactivates. If no evasive action is taken, the brakes are applied automatically.

Atenza only.



MAZDA RADAR CRUISE CONTROL (MRCC)

MRCC reduces the stress of negotiating heavy traffic by automatically adjusting vehicle speed to maintain a safe distance from the car ahead. Distance Recognition Support System (DRSS) visually displays the distance to the car ahead for added driver awareness.

Atenza only.



Sport Sedan in Sonic Silver.

SPORT FEATURES

- » 17 inch alloy wheels with 225/55 tyres
- » Front fog-lamps (Halogen)
- » Headlamps (Halogen)
- » Power mirrors (body coloured with heating and folding function)
- » Rear spoiler (Wagon only)
- » Roof rails (Wagon only)
- » Tail-lamps (LED)
- » Wipers (front) 2-speed with rain-sensing function
- » Seat trim: Black cloth
- » Air-conditioning (dual-zone climate control) with rear vents
- » Cargo area tonneau cover with 'Karakuri' up and down function (Wagon only)
- » Cruise control
- » Electric parking brake
- » Leather wrapped: gear shift knob and steering wheel
- » Trip computer⁵
- » 7-inch full colour touch screen display (MZD Connect)
- » Audio system with: DAB+ digital radio, AM/FM tuner, single disc CD player (MP3 compatible) and 6 speakers
- » Bluetooth® hands-free phone and audio capability³
- » Internet radio integration (Pandora®, Stitcher™ and Aha™)
- » Multi-function commander control
- » Satellite navigation
- » Steering wheel-mounted audio controls
- » USB-audio input ports (iPod compatible)
- » Advanced keyless push-button engine start
- » Airbags SRS: front (driver and passenger), side (front) and curtain (front and rear)
- » Dynamic Stability Control (DSC)
- » Emergency Stop Signal (ESS)
- » Hill Launch Assist (HLA)
- » Reverse camera
- » Blind Spot Monitoring (BSM)
- » Driver Attention Alert (DAA)
- » Rear Cross Traffic Alert (RCTA)
- » Rear-view mirror with auto dimming function
- » Smart City Brake Support [Forward/Reverse] (SCBS F/R)
- » Parking sensors (rear)

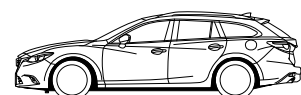
POWERTRAIN

SKYACTIV-G

- » 2.5 litre in-line 4 cylinder 16 valve DOHC S-VT petrol engine with i-stop and i-LOOP
- » Drivetrain: FWD
- » Fuel consumption (combined): 6.6L/100km²
- » Max power: 138kW @ 5,700rpm
- » Max torque: 250Nm @ 3,250rpm
- » Transmission: 6-speed auto (SKYACTIV-Drive)



4-door sedan



5-door wagon



LOOKING SPORTY

17 inch alloy wheels are elegantly dynamic. They also add to the superb ride and handling of Mazda6.



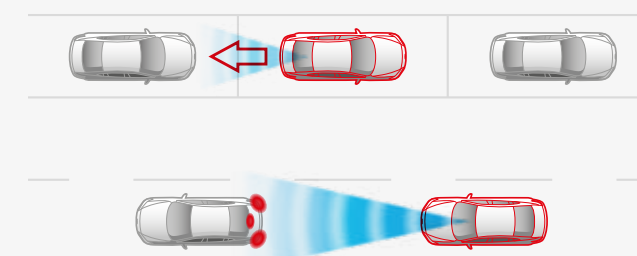
FUNCTIONS BEAUTIFULLY

Rotary multi-function commander makes function and menu navigation second nature.



CHOOSE YOUR CLIMATE

Dual-zone climate control lets driver and passenger individually select their perfect temperature.



ALWAYS IN CONTROL

Smart City Brake Support (SCBS) helps prevent or lessen low speed collisions by applying the brakes if you don't.

Mazda6
TOURING



Touring Sedan in Blue Reflex Mica.

TOURING FEATURES

ADDITIONAL TO SPORT

- » Daytime running lamps (LED)
- » Front fog-lamps (LED)
- » Headlamps (LED)
- » Power mirrors (body coloured with heating and auto folding function)
- » Front seats with: 2-position memory function (driver), 6-way power adjustment (passenger) and 10-way power adjustment (driver)
- » Seat trim: Black or pure white leather¹
- » Premium Bose® 231 watt amplifier and 11 speakers
- » Parking sensors (front)

POWERTRAIN

SKYACTIV-G

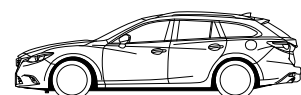
- » 2.5 litre in-line 4 cylinder 16 valve DOHC S-VT petrol engine with i-stop and i-ELOOP
- » Drivetrain: FWD
- » Fuel consumption (combined): 6.6L/100km²
- » Max power: 138kW @ 5,700rpm
- » Max torque: 250Nm @ 3,250rpm
- » Transmission: 6-speed auto (SKYACTIV-Drive)

SKYACTIV-D

- » 2.2 litre in-line 4 cylinder 16 valve DOHC intercooled turbo diesel engine with i-stop and i-ELOOP
- » Drivetrain: FWD
- » Fuel consumption (combined): 5.4L/100km²
- » Max power: 129kW @ 4,500rpm
- » Max torque: 420Nm @ 2,000rpm
- » Transmission: 6-speed auto (SKYACTIV-Drive)



4-door sedan



5-door wagon



PARK WITH CONFIDENCE

Front and rear sensors sound warnings to make parking much easier, helping you to avoid parking scrapes.



EXTRA SENSES

Blind Spot Monitoring scans the vehicle's blind spots for approaching vehicles, warning against hazardous lane changes with an LED icon and beeping alerts.



SENSUOUS SUROUNDS

Leather¹ interior offers superb crafting and comfort. Classic black features contrast stitching. Pure white leather¹ also available.



PURE MUSIC

Enjoy powerful performance with amazing clarity. Bose® digital sound delivers 231 watts through 11 speakers.

Mazda6

GT



GT Sedan in Machine Grey Metallic.

GT FEATURES

ADDITIONAL TO TOURING

- » 19 inch alloy wheels with 225/45 tyres
- » Power sliding and tilt glass sunroof
- » Front and rear seats with heating function
- » Active Driving Display
- » Adaptive Front-lighting System (AFS)
- » Advanced keyless entry
- » Traffic Sign Recognition (TSR)

POWERTRAIN

SKYACTIV-G

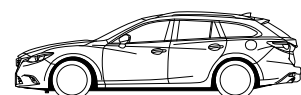
- » 2.5 litre in-line 4 cylinder 16 valve DOHC S-VT petrol engine with i-stop and i-ELOOP
- » Drivetrain: FWD
- » Fuel consumption (combined): 6.6L/100km²
- » Max power: 138kW @ 5,700rpm
- » Max torque: 250Nm @ 3,250rpm
- » Transmission: 6-speed auto (SKYACTIV-Drive)

SKYACTIV-D

- » 2.2 litre in-line 4 cylinder 16 valve DOHC intercooled turbo diesel engine with i-stop and i-ELOOP
- » Drivetrain: FWD
- » Fuel consumption (combined): 5.4L/100km²
- » Max power: 129kW @ 4,500rpm
- » Max torque: 420Nm @ 2,000rpm
- » Transmission: 6-speed auto (SKYACTIV-Drive)



4-door sedan



5-door wagon



NO KEY NEEDED

Smart keyless entry means as long as you're carrying the remote locking unit, you enter by just pressing a button on either front door. The engine starts with a touch of a button.



OPEN UP THE FUN

Enjoy the elements with a power-operated sliding glass sunroof including tilt function.



ART IN ALLOY

Striking 19 inch alloy wheels create an even more dynamic sense of style.



STAYING FOCUSED

Active Driving Display superimposes key data into your field of vision, improving safety by reducing distraction.

Mazda6
ATENZA



Atenza Sedan in Soul Red Metallic.

ATENZA FEATURES

ADDITIONAL TO GT

- » Seat trim: Black or pure white nappa leather¹
- » Mazda Radar Cruise Control (MRCC)
- » Adaptive LED Headlamps (ALH)
- » Forward Obstruction Warning (FOW)
- » Lane Departure Warning (LDW)
- » Lane-keep Assist System (LAS)
- » Smart Brake Support (SBS)

POWERTRAIN

SKYACTIV-G

- » 2.5 litre in-line 4 cylinder 16 valve DOHC S-VT petrol engine with i-stop and i-ELOOP
- » Drivetrain: FWD
- » Fuel consumption (combined): 6.6L/100km²
- » Max power: 138kW @ 5,700rpm
- » Max torque: 250Nm @ 3,250rpm
- » Transmission: 6-speed auto (SKYACTIV-Drive)

SKYACTIV-D

- » 2.2 litre in-line 4 cylinder 16 valve DOHC intercooled turbo diesel engine with i-stop and i-ELOOP
- » Drivetrain: FWD
- » Fuel consumption (combined): 5.4L/100km²
- » Max power: 129kW @ 4,500rpm
- » Max torque: 420Nm @ 2,000rpm
- » Transmission: 6-speed auto (SKYACTIV-Drive)



4-door sedan

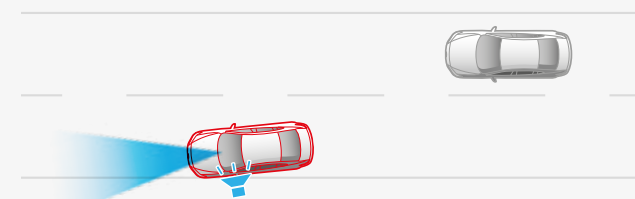


5-door wagon



INSIGHTFUL LIGHTING

Adaptive LED Headlamps (ALH) cleverly adjusts pattern, shape and the height of headlamp beams to maximise visibility and reduce glare for other drivers.



STRAIGHT & STEADY

Lane-keep Assist System (LAS) monitors road markings and sounds an audible warning if you're about to stray from your lane. If necessary, it also applies a degree of corrective steering.



KEEPING YOUR DISTANCE

Mazda Radar Cruise Control (MRCC) monitors the car ahead and automatically adjusts your speed to maintain a safe distance.



LIGHTER AMBIENCE

Atenza features beautifully crafted pure white nappa leather¹ trim with titanium piping. Black nappa leather¹ also available.

SPECIFICATIONS

Powertrain	2.5L I4 Petrol	2.2L I4 Diesel
Bore and stroke (mm)	89.0 x 100.0	86.0 x 94.3
Compression ratio	13.0 : 1	14.0 : 1
Drivetrain	FWD	FWD
Emissions standard	Euro stage V	Euro stage V
Engine capacity (cc)	2,488	2,191
Engine type	2.5 litre in-line 4 cylinder 16 valve DOHC S-VT petrol (SKYACTIV-G) engine with i-stop and i-ELOOP	2.2 litre in-line 4 cylinder 16 valve DOHC intercooled turbo diesel (SKYACTIV-D) engine with i-stop and i-ELOOP
Fuel consumption (l/100km) ² : Auto (combined)	6.6	5.4
Fuel system	Electronic direct injection	Common rail, electronic direct injection
Fuel tank capacity (litres)	62	62
Gear ratio:		
1st	3.552	3.487
2nd	2.022	1.992
3rd	1.452	1.449
4th	1.000	1.000
5th	0.708	0.707
6th	0.599	0.600
Reverse	3.893	3.990
Final drive	4.056	3.804
Maximum power (kW @ rpm)	138 @ 5,700	129 @ 4,500
Maximum torque (Nm @ rpm)	250 @ 3,250	420 @ 2,000
Recommended fuel	Unleaded (91RON or higher) or E10	Diesel
Throttle control	Electronic (drive-by-wire)	Electronic (drive-by-wire)
Transmission	6-speed (SKYACTIV-Drive) automatic	6-speed (SKYACTIV-Drive) automatic

Model Availability		Sport	Touring	GT	Atenza
Sedan:	2.5L I4 Petrol / 6-speed automatic	●	●	●	●
	2.2L I4 Diesel / 6-speed automatic	-	●	●	●
Wagon:	2.5L I4 Petrol / 6-speed automatic	●	●	●	●
	2.2L I4 Diesel / 6-speed automatic	-	●	●	●

Chassis & Powertrain Technologies	Sport	Touring	GT	Atenza
Automatic transmission drive selection (2.5L petrol only)	●	●	●	●
Automatic transmission kickdown switch	●	●	●	●
Electric Parking Brake	●	●	●	●
Electric power assist steering	●	●	●	●
Hill Launch Assist (HLA)	●	●	●	●
i-stop	●	●	●	●
i-ELOOP	●	●	●	●
SKYACTIV-BODY	●	●	●	●
SKYACTIV-CHASSIS	●	●	●	●
SKYACTIV-VEHICLE DYNAMICS G-Vectoring Control (GVC)	●	●	●	●
Paddle shift gear control	●	●	●	●

Chassis		Sport	Touring	GT	Atenza
Brake diameter (mm):	Front	297	297	297	297
	Rear	278	278	278	278
Brake type:	Front	----- Ventilated disc -----			
	Rear	----- Solid disc -----			
Steering type		----- Electric power assist steering -----			
Suspension:	Front	----- MacPherson strut -----			
	Rear	----- Multi-link -----			
Turning circle kerb to kerb (m):	Sedan	11.2	11.2	11.2	11.2
	Wagon	11.0	11.0	11.0	11.0
Tyre size		225/55 R17	225/55 R17	225/45 R19	225/45 R19
Tyre index		97V	97V	92W	92W
Wheel size		17 x 7.5 J	17 x 7.5 J	19 x 7.5 J	19 x 7.5 J
Wheel type		----- Alloy -----			
Tyre size (spare)		----- T125/70 R17 -----			
Wheel size (spare)		----- 17 x 4.0 T -----			
Wheel type (spare)		----- Temporary (Steel) -----			


Weights and Capacities		Sport	Touring	GT	Atenza
Sedan					
Cargo room volume VDA (litres)		474	474	474	474
Kerb weight (kg):	2.5L I4 Petrol	1,463	1,463	1,507	1,507
	2.2L I4 Diesel	-	1,542	1,585	1,585
Towing capacity ⁶ – braked / unbraked (kg):	2.5L I4 Petrol	1,500 / 550	1,500 / 550	1,500 / 550	1,500 / 550
	2.2L I4 Diesel	-	1,600 / 750	1,600 / 750	1,600 / 750
Tow ball download maximum (kg)		120	120	120	120

Wagon		Sport	Touring	GT	Atenza
Cargo room volume VDA (litres) ⁷		506	506	506	506
Cargo room volume VDA (litres) ⁸		1,648	1,648	1,648	1,648
Kerb weight (kg):	2.5L I4 Petrol	1,487	1,487	1,531	1,531
	2.2L I4 Diesel	-	1,564	1,607	1,607
Towing capacity ⁶ – braked / unbraked (kg):	2.5L I4 Petrol	1,500 / 550	1,500 / 550	1,500 / 550	1,500 / 550
	2.2L I4 Diesel	-	1,600 / 750	1,600 / 750	1,600 / 750
Tow ball download maximum (kg)		120	120	120	120

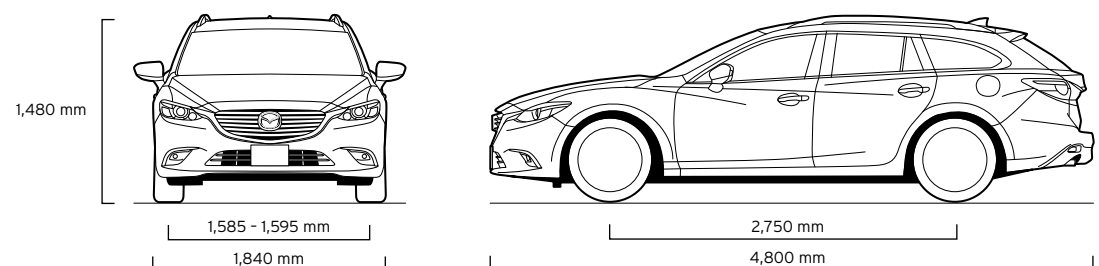
● = Standard, - = Not available.

Dimensions

Sedan		Sport	Touring	GT	Atenza
Ground clearance unladen (mm)		165	165	165	165
Overall length (mm)		4,865	4,865	4,865	4,865
Overall width (mm)		1,840	1,840	1,840	1,840
Overall height (mm)		1,450	1,450	1,450	1,450
Track (mm):	Front	1,585	1,585	1,595	1,595
	Rear	1,575	1,575	1,585	1,585
Wheelbase (mm)		2,830	2,830	2,830	2,830



Wagon		Sport	Touring	GT	Atenza
Ground clearance unladen (mm)		165	165	165	165
Overall length (mm)		4,800	4,800	4,800	4,800
Overall width (mm)		1,840	1,840	1,840	1,840
Overall height (mm)		1,480	1,480	1,480	1,480
Track (mm):	Front	1,585	1,585	1,595	1,595
	Rear	1,575	1,575	1,585	1,585
Wheelbase (mm)		2,750	2,750	2,750	2,750



Exterior

	Sport	Touring	GT	Atenza
Daytime running lamps (LED)	-	●	●	●
Door handles (body coloured)	●	●	●	●
Exhaust extensions (chrome)	●	●	●	●
Front and rear bumpers (body coloured)	●	●	●	●
Front fog-lamps (Halogen)	●	-	-	-
Front fog-lamps (LED)	-	●	●	●
Green-tinted windscreen, side and rear windows	●	●	●	●
Headlamps (Halogen)	●	-	-	-
Headlamps (LED)	-	●	●	●
Headlamps auto on/off function	●	●	●	●
Power mirrors (body coloured)	●	●	●	●
Power mirrors (electric folding)	●	-	-	-
Power mirrors (auto folding)	-	●	●	●
Power mirrors (heated)	●	●	●	●
Power sliding and tilt glass sunroof	-	-	●	●
Power windows	●	●	●	●
Rear spoiler	●*	●*	●*	●*
Roof rails	●*	●*	●*	●*
Tail-lamps (LED)	●	●	●	●
Window demister (rear)	●	●	●	●
Wipers (front) 2-speed with rain-sensing function	●	●	●	●
Wiper (rear) with intermittent function	●*	●*	●*	●*

Seats

	Sport	Touring	GT	Atenza
Front seats with:				
2-position memory function (driver)	-	●	●	●
6-way power adjustment (passenger)	-	●	●	●
10-way power adjustment (driver)	-	●	●	●
Adjustable head restraints	●	●	●	●
Heating function	-	-	●	●
Height adjustment (driver and passenger)	●	●	●	●
Lumbar support adjustment (driver)	●	●	●	●
Rake and slide adjustment	●	●	●	●
Seat back pockets	●	●	●	●
Rear seats with:				
60/40 split fold backrest	●	●	●	●
Adjustable head restraints	●	●	●	●
Centre fold down armrest	●	●	●	●
Heating function	-	-	●	●
Seat trim:				
Black cloth	●	-	-	-
Black leather ¹	-	●	●	-
Pure white leather ¹	-	○	○	-
Black nappa leather ¹	-	-	-	●
Pure white nappa leather ¹	-	-	-	○

● = Standard, ●* = Standard (Wagon only), ○ = Option, - = Not available.

SPECIFICATIONS

Interior	Sport	Touring	GT	Atenza
Active Driving Display (with two position memory)	–	–	●	●
Air-conditioning (dual-zone climate control) with rear vents	●	●	●	●
Ambient temperature display	●	●	●	●
Cargo area 12 volt power outlet	●*	●*	●*	●*
Cargo area tonneau cover with 'Karakuri' up and down function	●*	●*	●*	●*
Cargo net	●*	●*	●*	●*
Centre armrest console (sliding)	●	●	●	●
Critical function warning lights/chimes	●	●	●	●
Cruise control	●	●	●	–
Cupholders	●	●	●	●
Door bottle holders (front and rear)	●	●	●	●
Electric parking brake	●	●	●	●
Glove box (illuminated)	●	●	●	●
Instrument panel light dimmer	●	●	●	●
Interior illumination:				
Cargo room lamp	●	●	●	●
Entry system with delayed fade	●	●	●	●
Map reading spot lamps (Halogen)	●	●	–	–
Map reading spot lamps (LED)	–	–	●	●
Power window switches	●	●	●	●
Interior release for fuel filler door	●	●	●	●
Leather-wrapped:				
Gear shift knob	●	●	●	●
Steering wheel	●	●	●	●
Mazda Radar Cruise Control (MRCC)	–	–	–	●
One touch (up and down) power windows	●	●	●	●
Overhead sunglass storage box	●	●	●	●
Paddle shift gear control	●	●	●	●
Rear-view mirror with auto dimming function	●	●	●	●
Tachometer and electronic odometer/tripmeter	●	●	●	●
Tilt and telescopic adjustable steering wheel	●	●	●	●
Trip computer ⁵	●	●	●	●
Vanity mirrors (front) with illumination	●	●	●	●

Infotainment	Sport	Touring	GT	Atenza
7-inch full colour touch screen display (MZD Connect)	●	●	●	●
AM/FM tuner	●	●	●	●
Auxiliary-audio input jack (3.5mm mini-stereo)	●	●	●	●
Bluetooth® hands-free phone and audio capability ³	●	●	●	●
CD player, single disc (MP3 compatible)	●	●	●	●
DAB+ digital radio	●	●	●	●
Internet radio integration (Pandora®, Stitcher™ and Aha™)	●	●	●	●
Multi-function commander control	●	●	●	●
Premium Bose® 231 watt amplifier and speakers	–	●	●	●
Radio Data System (RDS) program information	●	●	●	●
Satellite navigation	●	●	●	●
Speakers (6)	●	–	–	–
Speakers (11)	–	●	●	●
Steering wheel-mounted audio controls	●	●	●	●
USB-audio input ports (iPod compatible)	●	●	●	●

Safety and Security	Sport	Touring	GT	Atenza
Adaptive Front-lighting System (AFS)	–	–	●	–
Adaptive LED Headlamps (ALH)	–	–	–	●
Advanced keyless entry	–	–	●	●
Advanced keyless push-button engine start	●	●	●	●
Airbags SRS:				
Front (driver and passenger)	●	●	●	●
Side (front)	●	●	●	●
Curtain (front and rear)	●	●	●	●
Anti-lock Braking System (ABS)	●	●	●	●
Blind Spot Monitoring (BSM)	●	●	●	●
Childproof rear door locks	●	●	●	●
Double-lock door deadlock function	●	●	●	●
Driver Attention Alert (DAA)	●	●	●	●
Dynamic Stability Control (DSC)	●	●	●	●
Electronic Brake-force Distribution (EBD)	●	●	●	●
Emergency Brake Assist (EBA)	●	●	●	●
Emergency Stop Signal (ESS)	●	●	●	●
Engine immobiliser	●	●	●	●
Forward Obstruction Warning (FOW)	–	–	–	●
High mount stop lamp	●	●	●	●
Hill Launch Assist (HLA)	●	●	●	●
Intrusion-minimising brake pedal	●	●	●	●
ISOFIX child restraint anchor points and top tethers	●	●	●	●
Lane Departure Warning (LDW)	–	–	–	●
Lane-keep Assist System (LAS)	–	–	–	●
Left-hand-side convex (wide angle) exterior mirror	●	●	●	●
Parking sensors (front)	–	●	●	●
Parking sensors (rear)	●	●	●	●
Rear Cross Traffic Alert (RCTA)	●	●	●	●
Remote central locking (2 transmitters)	●	●	●	●
Reverse camera	●	●	●	●
Seat-belt warning (front and rear)	●	●	●	●
Seat-belts 3-point lap-sash (all seats)	●	●	●	●
Seat-belts (front) with pretensioners, load-limiters and height adjustable shoulder anchorages	●	●	●	●
Side impact door beams	●	●	●	●
Smart Brake Support (SBS)	–	–	–	●
Smart City Brake Support [Forward/Reverse] (SCBS F/R)	●	●	●	●
Traction Control System (TCS)	●	●	●	●
Traffic Sign Recognition (TSR)	–	–	●	●
'Triple H' safety construction with front and rear crumple zones	●	●	●	●
Whiplash-minimising front seats	●	●	●	●

● = Standard, ●* = Standard (Wagon only), – = Not available.

ENJOY MAZDA6 WITH CONFIDENCE



REST ASSURED - YOUR WARRANTY

The quality built into Mazda6 is backed up by a 3-year, unlimited kilometre factory warranty and 6-year panel protection warranty.

HELP IS AT HAND - MAZDA ROADSIDE ASSISTANCE

Flat batteries, running out of fuel, flat tyres – everyone faces hiccups from time to time. When the unexpected happens, Mazda Roadside Assistance is there to keep you moving. You'll be covered 24 hours a day, 365 days a year, all around Australia. Better still, your Mazda will only be worked on by Mazda-approved technicians. Choose a Standard policy offering everything needed to get going again, or Premium with extras like accommodation, a rental car and vehicle recovery. Either can be purchased across the entire Mazda range. (Terms and conditions apply)

MAINTAIN THAT ZOOM-ZOOM

Your Mazda6 deserves the best in care. Servicing with Mazda Service Select gives your car the advantage of factory trained Service Technicians and advanced computer diagnostic systems. As well as maintaining your Mazda in A1 condition, you'll also be protecting your vehicle's outstanding resale value.



MAZDA6 COLOUR AND TRIM

BODY COLOURS



Snowflake White Pearl Mica

Sonic Silver Metallic

Blue Reflex Mica ■

Soul Red Metallic* ■

Machine Grey Metallic* ■



Titanium Flash Mica

Deep Crystal Blue Mica ■

Jet Black Mica

INTERIOR TRIMS



Black cloth (Sport)

Black leather¹
(Touring and GT)

Pure white leather¹ ■
(Touring and GT)

Black nappa leather¹
(Atenza)

Pure white nappa leather¹ ■
(Atenza)

*At extra cost

■ Pure white leather and pure white nappa leather only available with Blue Reflex Mica, Soul Red Metallic, Machine Grey Metallic and Deep Crystal Blue Mica exterior colours.

(1) Leather interiors include some Maztex material on selected high impact surfaces. Pure white leather interior only available on selected exterior colours. (2) Combined fuel consumption figures are based on ADR 81/02 test results. They are useful in comparing the fuel consumption of different vehicles. They may not be the fuel consumption achieved in practice. This will depend on traffic, road conditions and how the vehicle is driven. (3) Please check the compatibility of your Bluetooth® device (particularly your mobile phone) with the specific Mazda vehicle you intend to purchase as not all devices operate correctly. Visit www.mazda.com.au/Bluetooth or consult your Mazda Dealer for further information. (4) i-ACTIVSENSE safety technologies are driver assist technologies only and should not be used in place of skilled and safe driving practices. It is the driver's sole responsibility to constantly monitor vehicle surroundings and conditions at all times. (5) Trip computer displays current and average fuel consumption, distance to empty and average vehicle speed. (6) Subject to State or Territory regulations. (7) Measured with rear seats up and up to tonneau cover. (8) Measured with rear seats folded down and up to roof.

All care is taken to ensure the accuracy of this brochure at the time of publication. Specifications, features and model availability may vary from State to State and may change without notice. Please refer to mazda.com.au or consult your Mazda Dealer prior to placing an order to ascertain current information on model availability, specifications, options, features and prices. Mazda Australia Pty Ltd will not be liable for any loss arising from the information in this brochure, whether in negligence or otherwise. Mazda Australia Pty Ltd ABN 78 004 690 804, 211A Wellington Road, Mulgrave, Victoria 3170. iPod is a trademark of Apple Inc., registered in the U.S. and other countries. Due to the nature of the printing process, colours may vary from those shown in this brochure. Ask your Dealer to show you a product sample.

IMAGINATION DRIVES US



Facebook.com/
MazdaAus



YouTube.com/
ZoomZoom



Twitter.com/
MazdaAus



Instagram.com/
MazdaAus

Published August 2016. MAZ12078 126.004B

For further information visit mazda.com.au or Freecall 1800 034 411

**MAZDA
GENUINE
ACCESSORIES**

MAZDA6



ZOOM-ZOOM



mazda

FEATURED HERE

- Rear lip spoiler
- Rear mud guards
- Tow bar kit



MAKE YOUR MAZDA EVEN MORE REWARDING

Mazda6 gives you driving excitement and refinement. Mazda Genuine Accessories can make the journey more special than ever. They let you add a personal touch and protect your investment. They also give you superb design, quality, fit and safety, all with the reassurance of a Mazda warranty. Mazda Genuine Accessories let you add even more Zoom-Zoom.



BOOT LIP PROTECTOR

Protect your boot lip and bumper from scuffs and scratches whilst loading.



CARGO TRAY

Sturdy with raised sides, this tray provides maximum waterproofing and non-slip grip.



REAR LIP SPOILER (SEDAN)

Helps fine tune aerodynamic performance while adding a stylish effect.



SCUFF PLATES

Stylish protection against entry scuffs and scratches.



CARGO ORGANISER BOX

Prevent items from sliding around in the load compartment. Features moveable interior dividers, detachable lids and a securable base.



MOBILE PHONE HOLDER

Compatible with a range of phones. Offers easy access and also folds into compartment. Allows portrait and landscape use.



MUD GUARDS (FRONT)

Keep bodywork free of mud and grime.



MUD GUARDS (REAR)

Stop mud and road grime collecting on the rear end of your car.



FLOOR MATS

Protect your carpet with these high-quality, tailor-made, branded floor mats. Fastening system enhances safety.



WELCOME ILLUMINATION

Welcome illumination emits soft blue light from the driver and front passenger foot wells.

FEATURED HERE

- Bonnet protector
- Front mud guards
- Front parking sensors
- Headlight protector
- Roof racks
- Slimline weathershields



Mazda6 Sports Sedan in Sonic Silver.



ROOF RACKS (WAGON)

Aerodynamic design that lets you carry even more. 75kg capacity.



BIKE RACK (WHEEL OFF)

Carrying your bike becomes a simple exercise.



BIKE RACK (WHEEL ON)

Bring your other wheels along without having to remove one.



KAYAK HOLDER

This strong and adjustable design lets you carry one canoe, kayak or similar-sized watercraft.



COLLAPSIBLE SUN SCREEN

Keep your vehicle cool and protect the interior from the sun's harmful rays.



SLIMLINE WEATHERSHIELDS

Let fresh air in while keeping weather out. Complete with chrome trim.



AUDIO RETRACTABLE LIGHTNING CABLE

Charge your iPhone, stream music and search through your playlists using your vehicle's audio controls.



MAZDA RETRACTABLE AUDIO CABLE

Allows portable audio devices to play via your vehicle's speakers, using the auxiliary jack.

ALSO AVAILABLE

- Alloy accelerator pedal
- Alloy brake pedal
- Alloy foot rest
- Tow ball (chrome)
- Tow ball cover (chrome)
- Welcome illumination
- Wheel lock set

SEE THE FULL RANGE OF MAZDA GENUINE ACCESSORIES AT MAZDA.COM.AU

All care is taken to ensure the accuracy of this brochure at the time of publication. Sports and other equipment shown in the brochure are for illustrative purposes only and do not come standard with the vehicle, or as Mazda Genuine Accessories. Specifications, features and availability may vary from State to State and may change without notice. Please refer to mazda.com.au or consult your Mazda Dealer prior to placing an order to ascertain current information on availability, specifications, features and prices. Mazda Australia Pty Ltd will not be liable for any loss arising from the information in this brochure, whether in negligence or otherwise. Mazda Australia Pty Ltd ABN 78 004 690 804, 211A Wellington Road, Mulgrave, Victoria 3170. All Mazda Genuine Accessories fitted at the point of sale of a new Mazda passenger vehicle are covered under the Mazda 3-year/unlimited kilometre warranty. Mazda Genuine Accessories fitted after the sale of a new Mazda vehicle are covered by the Mazda 2-year or 40,000 kilometre warranty (whichever should occur first). iPod® and iPhone® are trademarks of Apple Inc., registered in the U.S. and other countries. Published August 2016. MAZ12082 126.005B