

OUTLANDER



love that car



GET READY TO BE SURPRISED.

The Mitsubishi Outlander is the culmination of years of development and refinement - elegance, luxury, safety, strength, power and versatility all in one stylish package. Outside its elegant look makes a statement on the road and nestling into the luxurious interior you'll find surprising features that make every journey an experience. Urban driving and escaping to the outdoors has taken on a whole new level of refinement. With the option of 5 or 7 seat models you can experience more space, comfort and versatility. Not to mention the option of outstanding 2WD or 4WD capabilities and driving performance from engines that have the power to surprise.

READ ON. YOUR VERY OWN OUTLANDER AWAITS.





Exceed model shown.



LUXURY IS NOT AN OPTION. IT'S A GIVEN.

As you sink into your seat, you'll be surrounded by a sense of indulgence, of premium interior finishes that include leather seats*, a piano black instrument panel and even a contemporary leather steering wheel that's standard across the range.

- + Vibrant acoustics from Digital Audio Broadcast (DAB) radio* and Bluetooth® iPod connectivity.
- + The Mitsubishi Multi Communication System (MMCS)* lets you use your high definition 7" touch screen to control the system's audio, navigation and information features.



- + Dual zone climate control means you can regulate temperature for the driver and front passenger.#
- + 18" alloy wheels and LED Daylight Running Lamps reflect Outlander's distinctive style.
- + Exceed's sunroof fills the interior with light and a feeling of space.
- + Leather heated front seat facings offer that extra piece of indulgence.*



*Exceed model only. #XLS and Exceed models only.

Exceed model shown.

FLEXIBILITY YOU WON'T FIND IN EVERY FAMILY.

Size, space, comfort and adaptability are essentials for every family.
As your needs grow and shrink, expand and contract, Outlander will continue to surprise.

- + 2WD and 4WD models available.
- + The choice of 5 or 7 seat models.
- + Both the second row seats and third row seats (in 7 seat models) can be easily re-arranged.
- + Smart Key lets you lock and unlock doors, open the tailgate and even start the engine with the touch of a button all while your Smart Key is tucked safely in your bag or pocket*.
- + Exceed's power tailgate conveniently opens with the touch of your Smart Key*.





YOUR OUTLANDER HAS THE POWER TO SURPRISE.



Petrol engines. CVT auto with paddle shifters*.

The new generation CVT with infinitely variable gear ratios allows the engine to always operate at the optimum RPM, irrespective of the vehicle's speed. This maximises power (110kw on 4x2 and 124kw on 4x4) and economy, helping to provide a smooth, stable ride with seamless gear change.

2.2L Direct Injection Diesel Engine.

For those with an eye for exceptional economy, the 2.2 litre diesel engine delivers the latest in diesel technology for greater fuel efficiency delivering an exceptional 6.2 litres per 100km[^] without a loss in performance. With 110kW of power and 360Nm of torque.

2WD and 4WD options.

- + 2WD LS and XLS with 2.0L MIVEC petrol engine
- + 4WD LS, XLS and Exceed with 2.4L MIVEC petrol engine
- + 4WD XLS and Exceed with 2.2L inter-cooled turbo diesel engine



Electronic Control 4WD.

Outlander makes you a better driver no matter what surface you're on. Electronic Control 4-Wheel Drive uses a variety of intuitive sensors to maximise the driver's control. Highly advanced, this system has evolved so your intention as the driver is conveyed through all four wheels. Three driving modes are available to balance fuel economy and driving performance. 4WD ECO – Fuel-efficient mode, 4WD AUTO – Normal mode and 4WD LOCK – High ground covering ability.

4WD ECO – Fuel efficient mode.

Driving in 2WD allocates torque to the front wheels. The car quickly detects when road conditions are slippery and helps recover stable driving conditions by automatically engaging 4WD and allocating torque to the rear wheels as well.

4WD AUTO – Normal mode.

This delivers appropriate 4WD capability for a variety of road conditions like dry asphalt roads, wet roads and roads with snow cover. As well as heightening drive power in slippery conditions, the system makes turning easier.


4WD LOCK – High ground covering ability.

This mode excels when driving on bad roads and in difficult situations. On normal roads it provides increased traction for all 4-wheels from low speeds to high speeds.

A ride that will delight your passengers.

Truly a car designed for your active lifestyle, the Outlander is equipped with superior stability, handling and ride comfort. A wide track and long wheelbase gives it a solid foundation and the MacPherson strut front and multi-link rear suspension guides you smoothly over road bumps and uneven off-road conditions. Shock absorbers and stabilisers have been precision tuned for sporty performance and ensure superior cornering and sure-footed stability.

Eco Drive Support System.



Outlander will even help develop your environmentally friendly driving skills. The ECO Drive Support System lets you review driving information for each time period you designate.

The Outlander XLS and Exceed models will even display a gauge, giving you a rating on a scale of 5 leaves to show your car's performance.



OUTLANDER

Exceed model shown.



SRS Airbags

Your precious cargo is protected with Outlander's 7 SRS airbags including driver and passenger, side and curtain airbags and driver knee airbag. Designed to stabilise your lower body and knees during certain types of frontal collisions, the driver knee airbag provides an extra level of protection when you need it most.



Headlamp Washers

Headlamp washers* will make sure the road ahead is always well lit and your visibility is optimised.



Rain Sensing Wipers

Rain sensing wipers# keep your driving view clear, no matter what Mother Nature has in store.

SAFETY AT EVERY TURN.



The Mitsubishi Outlander has achieved the maximum ANCAP safety rating of 5 stars, so that you can rest assured your precious cargo is protected no matter where your Outlander takes you.

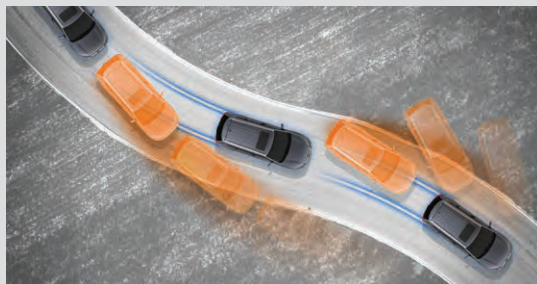
Reverse Parking Sensors and Rear View Camera

Your Outlander will take the very last centimetre of guesswork out of parking or backing into a tight spot. The camera view automatically appears on the dash screen when reverse gear is engaged.



Active Traction Control (ATC)

Active Traction Control (ATC) helps the Outlander maintain traction on the most slippery or rugged surfaces. ATC automatically controls the engine's output- so driving wheels are prevented from spinning. Sensing loss of traction in independent wheels, ATC applies braking force to that particular wheel and sends extra power and torque to other wheels with traction, to keep the vehicle moving and in control.




Active Stability Control (ASC)

Active Stability Control (ASC) intuitively recognises when you over-steer or under-steer and applies brake force to appropriate wheels to keep you online through corners.



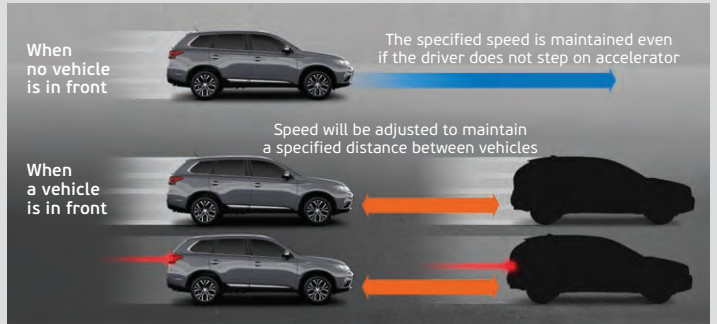
Hill Start Assist (HSA)

Steep city streets or congested shopping mall ramps will no longer be a problem with Outlander's Hill Start Assist (HSA) technology. It prevents the car from rolling backwards by maintaining braking force to give you time to move your foot from brake to accelerator.



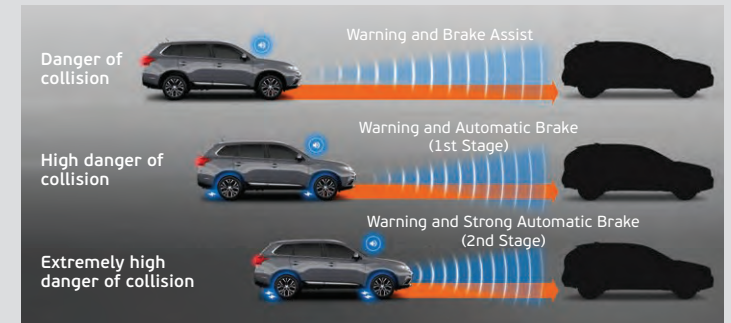
Anti-lock Braking System (ABS)

Outlander is equipped with an Anti-lock Braking System (ABS) which allows the driver to maintain steering control of the vehicle and manoeuvre around obstructions in heavy braking conditions.



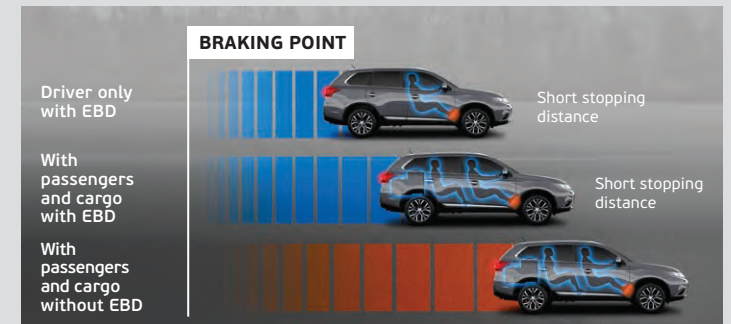
Adaptive Cruise Control (ACC)

Your Mitsubishi Outlander has intuitive technology to help guide you on the road. The Exceed's Adaptive Cruise Control (ACC) uses radar technology to detect any cars in the lane ahead and adjusts the speed of your car accordingly while maintaining a safe distance set by you.



Forward Collision Mitigation (FCM)

Your Outlander Exceed has eyes of its own on the road that detect obstructions ahead and issue an audio alert when there is danger of collision, automatically applying the brakes to avoid collision or reduce impact.



Electronic Brakeforce Distribution (EBD)

Electronic Brakeforce Distribution (EBD) works hand-in-hand with Outlander's ABS computer to assess load and distribute braking force between the front and rear wheels. When you have a load in the rear, it helps you stop in a shorter distance than with standard brakes.

THERE'S AN OUTLANDER MODEL FOR YOU



LS

2WD PETROL (5 SEATS) – 5M/T or CVT

MECHANICAL

- 2.0L 4cyl SOHC 16 valve MIVEC
- 5 speed Manual Transmission or optional Continuously Variable Transmission (CVT)
- INVECS III Smart Logic (CVT)
- Electric power steering

EXTERIOR

- 18" alloy wheels
- Door mirrors with integrated turn indicator
- Fog lamps (front and rear)
- Privacy glass
- Roof rails (silver)
- Halogen headlamps
- LED Daytime Running Lamps (DRL)
- LED tail lamps
- Black wheel arch garnish

INTERIOR

- Leather bound piano black steering wheel
- Leather bound gearshift
- Chrome Accented HVAC Control Switches
- Chrome Accented Instrument Cluster
- Piano black centre panel

COMFORT

- Climate control air conditioning
- Rear air conditioning and heater ducts
- Pollen filter

- Side and rear window demisters
- Driver foot rest
- Tilt & telescopic steering column

CONVENIENCE

- Cruise control
- Central door locking with keyless entry
- Power door mirrors
- Power windows front and rear (driver auto up & down)
- Steering wheel audio controls
- Steering wheel phone controls
- Steering wheel cruise control switches
- Variable intermittent windscreen wipers
- Intermittent rear wiper and washer
- Accessory power socket
- Coat hook
- Sunvisors with illuminated mirrors and ticket holders
- Tachometer
- Remote fuel filler release
- Remote boot release
- Day/night rear view mirror
- ECO Drive Support System
- ECO Mode Switch
- ECO Drive Assist Indicator

STORAGE

- Floor console with storage box and lid
- Door pockets - front and rear
- Cup and bottle holders
- Sunglasses storage
- Seat back pocket - passenger

- Second row seat centre armrest with cupholders

SEATING

- 5 seats
- Cloth seat trim
- Front bucket seats with slide and recline adjustment
- Driver height adjustment
- Height adjustable headrests (front and second row)
- Second row seats with recline and tumble fold up function
- Second row 60:40 split folding/recline function

AUDIO & MEDIA

- AM/FM radio/CD/MP3 player
- Display Audio with 6.1" full colour touch screen
- 6 speakers (includes 2 tweeters)
- USB Input
- Bluetooth® phone connectivity & audio streaming with voice control
- Multi information display - includes trip computer, outside temperature, average fuel consumption

SAFETY

- Reverse camera
- Reverse parking sensors
- Hill Start Assist (HSA)
- Active Stability Control (ASC)

- Active Traction Control (ATC)
- Anti-lock Braking System (ABS)
- Electronic Brakeforce Distribution (EBD)
- Emergency Brake Assist System (EBA)
- Emergency Stop Signal Function (ESS)
- Intrusion minimising brake pedal
- Reinforced Impact Safety Evolution (RISE) body
- Driver & front passenger SRS airbags
- Driver & front passenger side SRS airbags
- Curtain SRS airbags
- Driver knee airbag
- 3 point Emergency Locking Retractor (ELR) seatbelts (all seating positions)
- Auto Locking Retractor (ALR) seatbelts on outboard 2nd row seats
- Front seatbelt pretensioners & force limiters
- Front seatbelt height adjustable shoulder anchorages
- Child proof rear door locks
- Child restraint anchorage points x 3
- ISO-Fix child seat mountings x 2

SECURITY

- Anti-theft encrypted engine immobiliser
- Theft protection alarm
- Steering lock
- Auto relock function for central door locking



XLS

2WD PETROL (5 SEATS) CVT

Additional to LS 2WD Petrol

MECHANICAL

- Continuously Variable Transmission (CVT)
- Sports Mode
- Paddle Shift

INTERIOR

- Silver accented centre panel

COMFORT

- Climate control dual zone air conditioning

CONVENIENCE

- Automatic rain sensing wipers
- Automatic dusk sensing headlamps
- Door mirrors with power fold control
- High contrast instrument meter
- ECO Score Indicator

AUDIO & MEDIA

- Mitsubishi Multi Communication System featuring 7" touch screen display with 3D navigation mapping and SD Card input
- Digital Audio Broadcast (DAB) radio

SAFETY

- Heated exterior door mirrors
- Electrochromatic rear view mirror

SECURITY

- Cargo blind



4WD PETROL (5 SEATS) – CVT

Additional to LS 2WD Petrol

MECHANICAL

- 2.4L 4cyl SOHC 16 valve MIVEC

- Continuously Variable Transmission (CVT)
- All Wheel Control 4WD (AWC)



4WD PETROL (7 SEATS) 6A/T

Additional to XLS 2WD Petrol

MECHANICAL

- 2.4L 4cyl SOHC 16 valve MIVEC
- All Wheel Control 4WD (AWC)

SEATING

- 7 seats
- Third row seat 50:50 split with recline adjustment

4WD DIESEL (7 SEATS) 6A/T

Additional to XLS 4WD Petrol

MECHANICAL

- 2.2L 4cyl DOHC diesel
- 6 speed automatic
- INVECS II Smart Logic

EXCEED

4WD PETROL (7 SEATS) CVT

Additional to XLS 4WD Petrol

EXTERIOR

- Chrome door handles
- Headlamp washers
- LED headlamps

INTERIOR

- Door trim leather look insert
- Decorative outer scuff plate
- Piano black accent panel

COMFORT

- Smart Key
- One touch start system
- Electric sunroof with slide and tilt
- Power tailgate

STORAGE

- Seat back pocket - driver and passenger

SEATING

- Leather seat facings
- Power driver seat
- Heated front seats

SAFETY

- Forward Collision Mitigation (FCM)
- Adaptive Cruise Control (ACC)

4WD DIESEL (7 SEATS) 6A/T

Additional to Exceed 4WD Petrol

MECHANICAL

- 2.2L 4cyl DOHC diesel
- 6 speed automatic
- INVECS II Smart Logic

KEY SPECIFICATIONS	PETROL						DIESEL	
	2WD			4WD			XLS A/T 7 seats	Exceed A/T 7 seats
	LS M/T 5 seats	LS CVT 5 seats	XLS CVT 5 seats	LS CVT 5 seats	XLS CVT 7 seats	Exceed CVT 7 seats		
Type	2.0L 4cyl SOHC 16 valve MIVEC			2.4L 4cyl SOHC 16 valve MIVEC			2.2L 4cyl DOHC diesel	
Displacement (cc)	1998			2360			2268	
Bore x Stroke (mm)	86 x 86			88 x 97			86 x 97.6	
Maximum power (kW@rpm)	110@6000			124@6000			110@3500	
Maximum torque (Nm@rpm)	190@4200			220@4200			360@1500-2750	
Fuel System								
Fuel type	Regular unleaded 90 RON						Diesel	
Fuel tank capacity (L)	63			60				
Fuel consumption (litres per 100km) ADR 81/02	7.0	6.7		7.2			6.2	
Battery	55D23L						95D31L	
Wheels and Tyres								
Tyre size	225/55R18 98H							
Wheel size	18 x 7.0 J							
Suspension	Front Macpherson strut with coil spring & stabiliser and rear multi link							
Capacities								
Gross vehicle mass (kg)	1985			2210			2260	
Kerb mass (kg)	1410	1430		1500	1535			1630
Gross combination mass (kg)	3585			3810			4260	
Maximum payload (kg)	575	555		710	675			630
Maximum towing capacity with trailer brakes (kg)				1600			2000	
Maximum towing capacity without trailer brakes (kg)	735				750			
Maximum towball download (kg)				160			200	
Dimensions- Cargo Area								
Length (mm)	991						380	
Width (mm)	1306						1263	
Width between wheel arches (mm)				974				
Height (mm)	859						794	
Capacity (L)	477						128	
Length with 2nd row seats folded down (mm)	1845						-	
Capacity with 2nd row seats folded down (L)	1608						-	
Length with 3rd row seats folded (mm)	-						1048	
Length with 2nd & 3rd row seats folded (mm)	-						1845	
Capacity with 2nd & 3rd row seats folded (L)	-						1608	

DIAMOND
GENUINE ACCESSORIES
ADVANTAGE

NOT GENUINE?
DON'T RISK IT.



PERSONALISE YOUR OUTLANDER.

You can make your Mitsubishi Outlander your very own – an expression of your active lifestyle with Genuine Accessories. Mitsubishi Genuine Accessories go through an extensive program of design, development and stringent testing to ensure they meet all applicable government standards as well as Mitsubishi's own rigorous engineering specifications and performance targets. Using Mitsubishi Genuine Accessories will ensure you get the best quality accessories that are both as durable and reliable as the Mitsubishi you drive. If it's not genuine, don't risk it.



Enginehood Emblem



Chrome Door Edge Mouldings



Front Parking Assist Sensors



Sports Rear Spoiler



LED Fog Lamps



Towbar Package




Headlamp Protectors



Tailgate Protector



Chrome Door Handle Covers



Roof Racks



Thule Bike Carrier



Thule Ski Carrier



Thule Touring Luggage Pod



Neoprene Seat Covers – Front, Rear and Third Row Seats



Outer Scuff Plates



Outer Scuff Plates Illuminated



Gear Shift Knob



Dashboard Accent Panel – Silver and Black Available



Floor Illumination



MMCS Navigation System



Cargo Barrier – Forward Position Displayed



Cargo Blind



Cargo Liner 7 Seat – Hard Plastic 5 seat available



Floor Mats – Available in Carpet and Rubber

GENUINE ACCESSORY WARRANTY Mitsubishi Motors Australia Limited warrants that Genuine Accessories will be free from defects in materials under conditions of normal use and service within Australia. When Genuine Accessories are fitted prior to the owner taking delivery of the Vehicle, Genuine Accessories are covered by a 36 months or 100,000km Warranty. When Genuine Accessories are fitted after the owner has taken delivery of the new Vehicle, Genuine Accessories are warranted for whichever is the greater of the following

- The balance of 36 months or 100,000km (whichever occurs first) from date of vehicle delivery; or
- 12 months or 20,000km (whichever occurs first) from date of fitment.

COLOUR



White



Titanium (M)



Red (M)



Starlight (P)



Black (P)



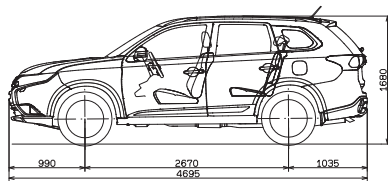
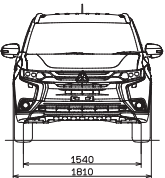
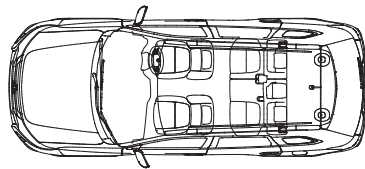
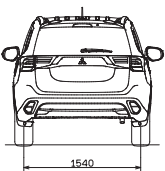
Cool Silver (M)



Ironbark (M)

(M) Metallic
(P) Pearlescent
Optional extras

EXTERIOR DIMENSIONS (mm)



UPHOLSTERY



Exceed - Black Leather seat facing



XLS and LS - Black Cloth

ANOTHER REASON WHY YOU'LL LOVE THAT CAR.



Diamond Advantage provides the highest standards of service, care and protection so you'll love that car every time you get behind the wheel of your Mitsubishi.

*5 YEAR WARRANTY

You'll never have to worry, with a 5 year or 100,000km New Vehicle Warranty (whichever comes first).

*CAPPED PRICE SERVICING

Know the most your scheduled service is going to cost with 4 years or 60,000km Capped Priced Servicing (whichever occurs first). It covers all items specified under the standard maintenance for normal operating conditions schedule, detailed in your service and warranty booklet.

^ROADSIDE ASSIST

Wherever you go in Australia, Roadside Assist provides you with complete peace of mind 24 hours a day, 7 days a week. Complimentary for 12 months with your new Mitsubishi, Roadside Assist will be extended for an additional 12 months each time you service your Mitsubishi under our Capped Price Servicing program for a maximum of up to 5 years.

Conditions apply. Excludes Government, Rental and National Fleet customers. See mitsubishi-motors.com.au for further information.