

Medium Car Range

# SONATA

## *i40*





NEW THINKING.  
NEW POSSIBILITIES.

# HELLO.

Welcome to Hyundai.

If you're new to us, we'd like to introduce you to a company which has become the world's fastest growing automotive brand.

We are obsessed with making visionary cars that are great to own and fun to drive. Our focus on the latest technology, the best safety features, and the highest quality engineering is the reason why so many people now choose Hyundai.

Each new Hyundai vehicle is the product of new thinking – of looking afresh and questioning the way things have been done in the past. And from new thinking comes new possibilities.

Enjoy the drive.

# FLUIDIC DESIGN LINES INSPIRED BY NATURE

---

The Fluidic Sculpture design philosophy developed by Hyundai has been globally acclaimed and awarded. Inspired by nature, it considers the interplay of natural and fluid elements with the more rigid surfaces and structures of each vehicle to create the impression of constant, graceful motion.

Although each Hyundai has its own individual character, Fluidic Sculpture creates a common design platform that connects each vehicle in the range to create a very distinctive and stylish look that is unmistakably Hyundai.

Fluidic Sculpture gives every new Hyundai a sense it is in motion, even when it is standing still. The benefits aren't purely aesthetic either; the Sonata and i40 Series II are both exceptionally aerodynamic, resulting in improved high speed performance as well as reduced fuel consumption.





i40 Series II Sedan Premium in Mineral Blue

# A LASTING RELATIONSHIP WITH HYUNDAI iCARE

---

Owning a car should be an enjoyable, stress-free experience with service that doesn't end in the showroom. That's why every new Hyundai comes with iCare. For years now, Hyundai has been the market leader in customer care and after sales support. To put it simply, we're with you for the road ahead.

Customer Care Centre 1800 186 306  
[www.myhyundai.com.au](http://www.myhyundai.com.au)





LIFETIME  
SERVICE  
PLAN



5 YEAR  
UNLIMITED KM  
WARRANTY



ROADSIDE  
SUPPORT  
PLAN



SAT NAV  
UPDATE  
PLAN

## Lifetime Service Plan

With our Lifetime Service Plan,<sup>#</sup> you'll always know the price of your next service before you pull into the service centre.

## Roadside Support Plan

It's unlikely you'll run into problems while on the road. But if you do, it's nice to know that with our 24/7 Roadside Support Plan<sup>^</sup> there's always someone on standby to get you up and running again.

## 5 Year Unlimited KM Warranty

Five years. Unlimited kilometres.\* It's a warranty idea we pioneered, and shows the belief we have in the manufacturing, quality, control, and design that's gone into your vehicle.

## SatNav Update Plan

With SatNav,<sup>+</sup> you'll always know the shortest routes and places of interest.

**# Lifetime Service Plan:** For the benefit of Hyundai owners, Hyundai provides online quotes, which specify the maximum price applicable for a vehicle's next scheduled maintenance service at a participating authorised Hyundai Dealer and using genuine Hyundai parts (where required). Online quotes are available at [www.hyundai.com.au](http://www.hyundai.com.au) and apply for a stated effective period only and may change without notice after that effective period. Standard scheduled maintenance services are of limited scope. The benefit of online quotes is available for all Hyundai vehicles for their lifetime.

**^ Roadside Support Plan:** Complimentary 12 months Roadside Support when you purchase a new Hyundai passenger vehicle (excluding rental buyers). Further Roadside Support extensions are available, each for 12 months from the date of a scheduled maintenance service at a participating authorised Hyundai Dealer (unless vehicle is more than 108 months [9 years] from the original new car sale date, in which case entitlement to Roadside Support ends when vehicle reaches 120 months [10 years] from original new car sale date).

**\*5 year/unlimited km warranty:** Applies to new passenger vehicles used for private/domestic purposes. Excludes vehicles used at any time for "commercial application" as defined in the vehicle warranty policy, for which a 5 year/130,000km (whichever occurs first) warranty applies. Refer to full warranty terms & conditions for details and exclusions.

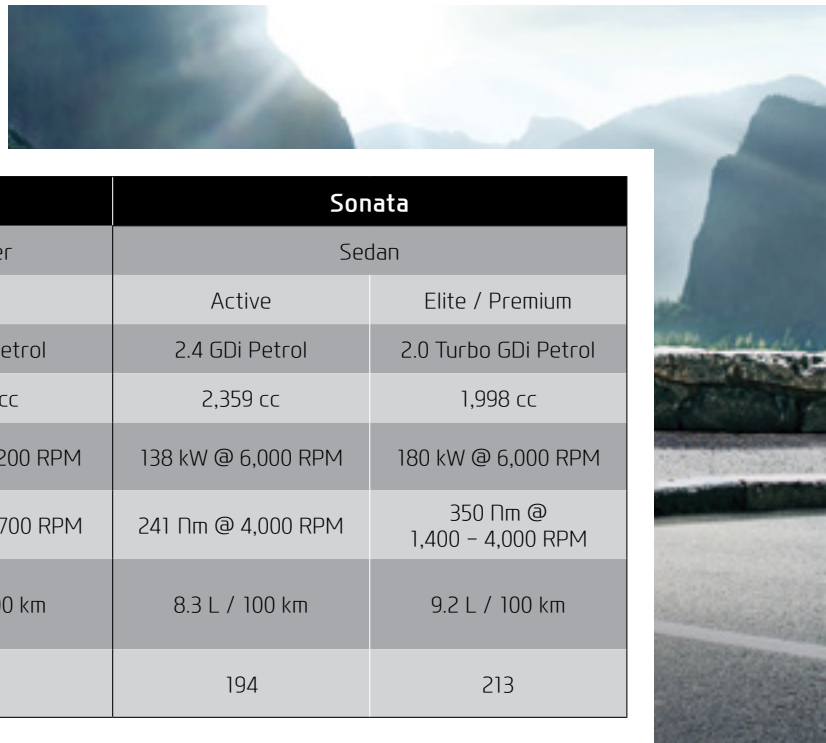
**+ SatNav Update Plan:** Only applies to new vehicles with factory-fitted satellite navigation. Maximum number of 2 updates, delivered on an annual cycle within 3 years of the vehicle's initial purchase. Free map updates only apply if the vehicle is serviced at a participating authorised Hyundai dealer.

Sonata Premium in Grand Blue (available from Nov 2016)

# HYUNDAI MEDIUM CARS

A medium car to match your individual taste and needs

When you're looking for a high-quality and stylish medium car that combines great performance with incomparable levels of safety, Hyundai offers you the choice of either the elegant and dynamic All-New Sonata, or the sharp and versatile i40 Series II Sedan or i40 Series II Tourer.



|                                      | i40 Series II              |                    | Sonata             |                            |
|--------------------------------------|----------------------------|--------------------|--------------------|----------------------------|
| Body Shape                           | Sedan and Tourer           | Tourer             | Sedan              |                            |
| Variant                              | Active / Premium           |                    | Active             | Elite / Premium            |
| Engine                               | 1.7 CRDi Diesel            | 2.0 GDi Petrol     | 2.4 GDi Petrol     | 2.0 Turbo GDi Petrol       |
| Cylinder Capacity                    | 1,685 cc                   | 1,999 cc           | 2,359 cc           | 1,998 cc                   |
| Max Power (kW)                       | 104 kW @ 4,000 RPM         | 121 kW @ 6,200 RPM | 138 kW @ 6,000 RPM | 180 kW @ 6,000 RPM         |
| Max Torque (Nm)                      | 340 Nm @ 1,750 - 2,500 RPM | 203 Nm @ 4,700 RPM | 241 Nm @ 4,000 RPM | 350 Nm @ 1,400 - 4,000 RPM |
| Fuel Consumption Combined* (L/100km) | 5.1L / 100 km              | 7.5 L / 100 km     | 8.3 L / 100 km     | 9.2 L / 100 km             |
| CO <sub>2</sub> Combined (g/km)      | 134                        | 176                | 194                | 213                        |

\*Source: Australian Design Rule 81/02 static laboratory combined average city and highway cycle test. Real world fuel consumption will vary depending on a combination of driving habits, the condition of the vehicle, and other factors such as road, traffic and weather conditions. ADR 81/02 test results are meant for comparison purposes only.





i40 Series II Tourer Premium in Mineral Blue and i40 Series II Sedan Premium in Titanium Silver



Sonata Premium in Ion Silver (available from Sep 2016)



# DESIGNED TO BE DRIVEN AND ADMIRERD

Hyundai's design philosophy brings together form with function. Eye-catching good looks are not simply for show. Sleek and dynamic lines enhance the aerodynamics of our medium sized cars, while elements such as the striking headlamps and LED Daytime Running Lamps enhance visibility and increase safety.

#### THE JOY OF DRIVING IN A LIGHT FILLED CABIN

When driving the Premium variant of the All-New Sonata, i40 Series II Sedan or i40 Series II Tourer, you have the additional pleasure of a panorama glass roof as standard. Flooding the cabin with light, and connecting you to the world around you, this high-end feature underscores the top inclusions you can expect across the Hyundai range.




i40 Series II LED Daytime Running Lamps (DRL)

i40 Series II Tourer Premium Panorama Glass Roof

# MAXIMUM 5-STAR ANCAP SAFETY RATING

The Sonata and i40 Series II model ranges have been designed with maximum 5-star ANCAP.

At Hyundai, safety begins at the design stage of each new vehicle and carries through every element of its engineering and production. Combined with high-tensile strength steel applied to safety-critical areas, to numerous airbags as standard, through to the inclusion of the latest driver-assist technologies, you will always feel confident when driving a Hyundai.



Sonata Premium Electronic Park Brake with Autohold



Sonata Premium in Ion Silver (available from Sep 2016)



i40 Series II LED Daytime Running Lamps (DRL)

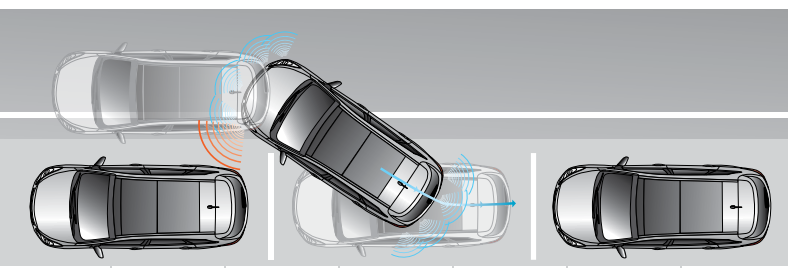


i40 Series II Sedan Premium in Titanium Silver

# ACTIVE SAFETY



Sonata Monocoque



i40 Series II Front and Rear Park Assist



Hyundai medium cars help you maintain and maximise control at all times.

## ANTI-LOCK BRAKING SYSTEM (ABS) WITH ELECTRONIC BRAKEFORCE DISTRIBUTION (EBD)

To help keep you out of danger in emergency situations, the ABS with EBD work to help prevent the brakes from locking up and optimises braking pressure between the front and rear wheels to shorten braking distances.

## BRAKE ASSIST SYSTEM (BAS)

BAS measures the speed with which the brake pedal is depressed. When panic braking is detected, the Brake Assist System automatically applies maximum brake pressure in order to mitigate a driver's tendency to brake without enough force.

## TRACTION CONTROL SYSTEM (TCS)

The TCS assists by reducing wheel spin on slippery or uneven road surfaces.

## VEHICLE STABILITY MANAGEMENT SYSTEM (VSM)

If you find yourself in a situation where your vehicle begins to skid away from your intended direction, VSM applies steering assistance, guiding you to the correct steering position to help you maintain control.

## HILL-START ASSIST CONTROL (HAC)

When a vehicle is on a steep incline, HAC will temporarily hold the vehicle after you take your foot off the brake. This gives you extra time to apply the throttle and accelerate without the vehicle rolling back.

## ELECTRONIC PARK BRAKE WITH AUTOHOLD<sup>^</sup>

Easy to initiate and release, the electronic park brake eliminates the need for a parking brake lever or pedal. By activating the 'Auto Hold' function the vehicle's brakes are applied when stationary – useful at traffic lights or in heavy traffic. Simply depressing the accelerator releases the brakes.

## FRONT<sup>^</sup> AND REAR PARK ASSIST

When reversing, front sensors together with rear sensors emit an audible warning sound and graphical display to alert you to objects that might be outside your field of vision.

## AUTOMATIC DUSK SENSING HEADLIGHTS

To increase driving safety and the visibility of your vehicle to other drivers, headlights are automatically turned on as daylight begins to fade.

## LED DAYTIME RUNNING LAMPS (DRL)

LED DRLs create a striking impression and increase visibility of the vehicle to other road users.

## EMERGENCY STOP SIGNAL (ESS)

In emergency braking situations, ESS will make the vehicle's brake lights flash, giving those behind you greater warning that you're slowing down fast. Once stopped, the hazard lights automatically come on and flash until the vehicle starts to accelerate again.

## REAR VIEW CAMERA

To assist you while parking in tight spots and to help avoid accidents, a rear view camera displays the area behind the vehicle.

<sup>^</sup>Not available on the Active variant of Sonata.

# PASSIVE SAFETY

---

In the event of an impact, a range of passive safety features will help protect you and your passengers.

## **6-AIRBAGS\***

The All-New Sonata is equipped with a comprehensive six airbag safety system, including driver and front passenger airbags (to reduce head and neck injuries in the event of a head-on collision), front and rear curtain airbags (improving protection for the head in case of a side collision), and front side airbags (to protect the chest and pelvis more effectively).

## **9-AIRBAGS^**

The i40 Series II model range offers nine airbags, including driver and passenger airbags, two side curtain airbags and four thorax airbags at the outboard seating positions plus an airbag offering driver knee protection. The i40 Series II takes every possible precaution to reduce the risk of serious injury.

\*Available only in Sonata model range.

^Available only in i40 Series II model range.





i40 Series II model shown







Sonata Premium shown

## PACKED WITH SMART, CUTTING-EDGE TECHNOLOGY

The Hyundai medium car range reflects our passion for making rich technology and cutting-edge innovation accessible to everyone.

The Sonata and i40 Series II offer a wide array of smart technologies that make driving safer, easier and more enjoyable, and help keep you connected with your world.

### **TAKE YOUR MUSIC WITH YOU\***

Each touch screen satellite navigation system incorporates an AM/FM tuner, single CD player (i40 model), DVD player (Sonata model) with MP3 capability and six speakers (Sonata model) or seven speakers (i40 model). With an AUX/USB audio input that offers iPod® compatibility,<sup>^</sup> you can accompany every journey with your favourite music.

### **BLUETOOTH® CONNECTIVITY**

Each vehicle's audio system includes Bluetooth® connectivity, providing you with a safe way to stay in touch with business, family and friends when out on the road.

### **STEERING WHEEL MOUNTED AUDIO, PHONE AND CRUISE CONTROLS**

To help you keep your eyes on the road, ergonomically positioned steering wheel-mounted switches, allow you to control audio, Bluetooth® and cruise control functions.

### **DUAL ZONE CLIMATE CONTROL\***

The fully automatic climate control system offers a dual zone function that provides optimal comfort by allowing the driver and front passenger to select separate temperature settings.

\*Available only in Elite and Premium variants for Sonata and the Premium variant of the i40 Series II model range.

The Bluetooth® wordmark is owned by Bluetooth SIG, Inc.

<sup>^</sup>Please check your Bluetooth® device's capabilities to ensure compatibility. iPod® is a trademark of Apple Inc., registered in the US and other countries.

# PREMIUM INTERIORS DESIGNED FOR COMFORT AND CONVENIENCE

---

The Sonata and i40 Series II range feature interiors that are characterised by the use of high quality soft-touch materials and smart ergonomic design. Space is maximised and every button, knob or control is logically placed and easy to use.

## SEATING THAT PROVIDES SUPPORT AND STYLE

Both driver and passenger seats are designed to provide maximum support for the longest journey, while your choices of trim range from smart, long-wearing woven cloth options through to the incomparable comfort of a premium interior.

## VENTILATED FRONT SEATS

The Premium variant of the Sonata offers under-seat fans that blow a gentle stream of cooling air through the miniature perforations in the leather appointed seats,\* to help you stay cool and dry and maximise driving comfort.

## HEATED SEATS^

Front seats feature three-stage heated seat cushions.

## 60:40 SPLIT FOLDING REAR SEATS

Standard 60:40 split rear seats enable you to include cargo as well as passengers, and make it easy to carry long or awkwardly shaped objects.

\*Leather appointed seats mean parts of the seats have a combination of genuine and artificial leather, but are not wholly leather.

^Not available on the Active variants of Sonata and i40.



i40 Series II Premium Heated Seats



i40 Series II overseas model shown



i40 Series II Premium Gear Knob

# THE ALL-NEW SONATA

---

The All-New Sonata is the seventh generation of Hyundai's most popular sedan worldwide. Now even more refined and sophisticated, it combines a stylish and premium exterior with a confident and comfortable driving performance that's athletic and exhilarating.

Bringing together simple design features that are practical and utilising highly advanced technologies to make driving easier, safer and more enjoyable, the All-New Sonata creates a new benchmark in medium sedans.





Sonata Premium in Grand Blue (available from Nov 2016)

# THE PERFORMANCE YOUR HEART DESIRES

---

The All-New Sonata delivers impressive power when you need it. And even though you may spend most of your time driving in the city, it gives you the reassurance that when you're out on the open road – or a driving situation demands it – there's ample performance in reserve.



Sonata Active GDI engine shown





Sonata Premium in Ion Silver (available from Sep 2016)



Sonata Elite & Premium Turbo GDI engine shown

#### TESTED AND TUNED FOR AUSTRALIAN DRIVING CONDITIONS

With local suspension tuning and chassis upgrades – which include a new dual lower arm rear suspension to enhance braking and stability during high speed manoeuvres, as well as the extensive use of high-tensile strength steel for improved rigidity – the All-New Sonata delivers a rewarding ride and handling performance that's been precisely tuned to meet the demands of Australian roads.

#### 2.4L GDI ENGINE...

The All-New Sonata Active variant harnesses a 2.4L Gasoline Direct Injection (GDI) 4-cylinder engine, mated to a smooth shifting 6-speed automatic transmission for a balance of performance and fuel economy of 8.3L/100km\* in local driving conditions.

#### ...OR A TURBO FOR EVEN MORE EXCITEMENT AND SATISFACTION

In Sonata Elite and Premium variants, you'll enjoy the power of a 2.0L Turbocharged GDI engine that delivers an impressive 180 kW of power (at 6,000 RPM) and 350 Nm of torque (at 1,400 – 4,000 RPM), along with a fuel economy of 9.2L/100km\*.

#### MULTI-LINK REAR SUSPENSION

The rear wheel geometry of the suspension system has been optimised with dual lower arms, which evenly distributes lateral force and enhances stability during high-speed driving and turning.

#### MACPHERSON STRUT FRONT SUSPENSION

The All-New Sonata features revised geometry, offering high stability when braking and enhanced driving performance and steering response.

#### MOTOR DRIVEN POWER STEERING (MDPS)

The hardware and software of the MDPS system has been improved with a 32-bit data processing unit and Australian specific mapping for more precise control and increased steering feedback.

\*Source: Australian Design Rule 81/02 static laboratory combined average city and highway cycle test. Real world fuel consumption will vary depending on a combination of driving habits, the condition of the vehicle, and other factors such as road, traffic and weather conditions. ADR 81/02 test results are meant for comparison purposes only.



# SENSORY SAFETY

Hyundai Sonata models have a 5-star ANCAP safety rating and are available with the following advanced safety technologies.

#### FRONT\* AND REAR PARK ASSIST

When reversing, front sensors together with rear sensors emit an audible warning sound and graphical display to alert you to objects that might be outside your field of vision.

#### RAIN SENSING WIPERS\*

The rain sensing wipers give you one less thing to worry about by automatically activating the wipers when moisture is detected on the windscreen.

#### BLIND SPOT DETECTION (BSD)^

When driving at a speed of 30km/h or higher, the BSD function will alert the driver to blind spot objects in close proximity, including during lane changes.

#### LANE CHANGE ASSIST (LCA)^

The LCA system provides a visual warning when radars detect a vehicle that is approaching rapidly from the rear. When the turn signal is being used, a flashing warning as well as an audible alert, notify the driver of the potential hazard.

#### REAR CROSS TRAFFIC ALERT (RCTA)^

When reversing at a low speed, vehicles approaching on the left and right side of the vehicle are detected and an alert is given to safely navigate a potentially dangerous situation.

#### LANE DEPARTURE WARNING (LDW)^

A camera mounted on top of the windshield of Premium variants, provides a cutting edge preventive safety mechanism by recognising lane departures that are not accompanied by a turn signal, and then initiating an alert to the driver.

#### SMART CRUISE CONTROL (SCC)^

Using information such as the speed and distance of vehicles ahead, Smart Cruise Control (SCC) is able to pre-set your speed (between 30-180 km/h) whilst maintaining a safe distance. It's even intelligent enough to bring the vehicle to a complete stop when appropriate, and then automatically (if within 3 seconds) accelerate back to the original set speed.

\* Available only on Elite & Premium variants.

^ Available only on Premium variant.



Sonata Premium Blind Spot Detection





Sonata Premium Smart Cruise Control – Overseas model shown



Sonata Elite & Premium Rain Sensing Wipers

# ADVANCED THINKING COMBINED WITH LEADING EDGE TECHNOLOGIES

---

Beyond the features that are standard in the Hyundai medium car range, the All-New Sonata incorporates a wide array of seamlessly integrated technologies that work in tandem with smart ergonomic design to continuously enhance comfort, convenience and safety.

#### **PROXIMITY SMART KEY WITH PUSH BUTTON START\***

The proximity Smart Key allows you to unlock and lock your Sonata without handling the vehicle's key, and turn on the engine by simply pushing the start button and depressing the brake pedal.

#### **SMART BOOT (HANDS-FREE OPENING)\***

The Smart Boot release opens the bootlid automatically whenever the Smart Key is detected in close proximity for more than three seconds.

#### **TOUCH SCREEN NAVIGATION SYSTEM\***

The multimedia and navigation system features an 8.0" high-resolution touch screen that enables you to check navigation or audio visual information.

#### **INTEGRATED MEMORY SYSTEM (IMS)^**

The IMS enables you to store up to two of your driver's preferred seat positions as well as the side mirror angle, which adds extra convenience when one or more drivers use the car, or after valet parking.

#### **LCD TRIP COMPUTER**

The LCD Trip computer displays instant and average fuel consumption, distance to empty, trip distance, average speed and elapsed time, as well as a digital speedometer.

#### **HEATED SEATS\***

Front seats feature three-stage heated seat cushions.

#### **PADDLE SHIFTERS**

Steering wheel-mounted paddle shifters add a sports-car touch to your drive by letting you control when to upshift or downshift the six-speed automatic transmission.

#### **ELECTRONIC PARK BRAKE WITH AUTOHOLD\***

Easy to initiate and release, the electronic park brake eliminates the need for a parking brake lever or pedal. By activating the 'Auto Hold' function the vehicle's brakes are applied when stationary - useful at traffic lights or in heavy traffic. Simply depressing the accelerator releases the brakes.

\*Available only in Elite and Premium variants.

^Available only in Premium variant.



Sonata Premium Integrated Memory System (IMS)

## TAKE CONTROL WITH EASE

Throughout the driver's cockpit, switches, screens and controls are positioned so that they can be accessed with minimum distraction and maximum efficiency, allowing you to have complete control over all vehicle functions while keeping your eyes focussed on the road ahead.

For the Elite and Premium variants, the multimedia system, which is centred on an 8.0" high-resolution multimedia touch screen, is at the same horizon as the instrument cluster, further enhancing your ability to maintain control over the vehicle. Complete with DVD player and MP3 capability, this state-of-the-art system lets you take your world with you, keeping you connected, informed and entertained.

### COLOUR YOUR JOURNEY WITH SOUND

The All-New Sonata is equipped with a six-speaker audio system that supports AM/FM radio as well as CDs and MP3 media. The system also has built-in iPod®/USB and auxiliary input jacks so you can access your iPod® through the audio controls to display track and artist information.

### SATELLITE NAVIGATION\*

The intuitive and easy to operate satellite navigation system incorporates HERE® maps that include thousands of points of interest such as parking stations, restaurants, ATMs and much more, while SUNA™ Live Traffic Updates<sup>^</sup> help you find the smartest way to get across town. And if you service your All-New Sonata at a Hyundai dealer, you will be entitled to the SatNav Update Plan.<sup>†</sup>



Sonata Elite & Premium Smart Boot (hands-free opening)









Sonata Elite & Premium Satellite Navigation

\* Available only in Elite and Premium variants. iPod® is a registered trademark of Apple Inc., registered in the US and other countries.








<sup>^</sup> SUNA™ Traffic channel coverage is available in the following metropolitan areas: Adelaide, Brisbane, Canberra, Gold Coast, Melbourne, Perth and Sydney and the following regional areas: Geelong, Bendigo, Ballarat, Hobart, Darwin, Newcastle, Central Coast, Wollongong, Sunshine Coast and Ipswich.

<sup>†</sup> SatNav Update Plan: Only applies to new vehicles with factory-fitted satellite navigation. HERE® is a registered trademark of Nokia Corporation. Maximum number of 2 updates, delivered on an annual cycle within 3 years of the vehicle's initial purchase. Free map updates only apply if the vehicle is serviced at a participating authorised Hyundai dealer.



| ACTIVE  | ELITE   |
|---|---|
| <p align="center"><b>Engine &amp; Transmission</b></p>  | <p align="center"><b>Engine &amp; Transmission</b></p>  |
| <p>• <b>2.4L GDi (Petrol) Engine</b><br/> <b>Auto transmission</b><br/>           Power: 138 kW @ 6,000 RPM    Torque: 241 Nm @ 4,000 RPM</p>   | <p>• <b>2.0L Turbo GDi (Petrol) engine</b><br/> <b>Auto transmission</b><br/>           Power: 180 kW @ 6,000 RPM    Torque: 350 Nm @ 1,400 – 4,000 RPM</p>   |
| <p align="center"><b>Key features</b></p>   | <p align="center"><b>Key features IN ADDITION to Active</b></p>   |
| <p><b>Safety</b></p> <ul style="list-style-type: none"> <li>• 6 airbags</li> <li>• Electronic Stability Control (ESC) including:               <ul style="list-style-type: none"> <li>- Traction Control System (TCS), Anti-lock Braking System (ABS), Electronic Brake-force Distribution (EBD), Brake Assist System (BAS), Vehicle Stability Management (VSM), Hill-start Control (HAC)</li> </ul> </li> <li>• Rear view camera</li> <li>• Rear parking assist system</li> </ul> <p><b>Interior and technology</b></p> <ul style="list-style-type: none"> <li>• 5.0" touch screen audio system</li> <li>• Bluetooth® connectivity*</li> <li>• AUX/USB input with iPod® compatibility</li> <li>• Steering wheel mounted audio, phone &amp; cruise controls</li> <li>• Power windows</li> <li>• Trip computer</li> </ul> <p><b>Exterior and technology</b></p> <ul style="list-style-type: none"> <li>• Automatic dusk sensing headlamps with escort and welcome function</li> <li>• LED Daytime Running Lamps (DRL)</li> </ul> | <p><b>Safety</b></p> <ul style="list-style-type: none"> <li>• Front parking assist system</li> </ul> <p><b>Interior and technology</b></p> <ul style="list-style-type: none"> <li>• 8" satellite navigation system with SatNav Update Plan~</li> <li>• Electronic Park-Brake (EPB)</li> <li>• Proximity Smart Key with push button start</li> <li>• Dual zone climate control</li> <li>• Carbon fibre effect dashboard/door inserts</li> <li>• Heated front seats</li> </ul> <p><b>Exterior and technology</b></p> <ul style="list-style-type: none"> <li>• Smart boot lid (hands-free boot opening)</li> <li>• Rain sensing wipers</li> <li>• Electronic folding side mirrors</li> <li>• Front door handle LED courtesy lamps</li> </ul> |
| <div style="display: flex; justify-content: space-around; align-items: flex-end;"> <div style="text-align: center;">  <p>Black cloth</p> </div> <div style="text-align: center;">  <p>Metallic painted textured dashboard/door inserts</p> </div> <div style="text-align: center;">  <p>17" Alloy Wheels</p> </div> </div>   | <div style="display: flex; justify-content: space-around; align-items: flex-end;"> <div style="text-align: center;">  <p>Black leather appointed* seats</p> </div> <div style="text-align: center;">  <p>Carbon fibre effect dashboard/door inserts</p> </div> <div style="text-align: center;">  <p>17" Alloy Wheels</p> </div> </div>  |

## EXTERIOR COLOURS

|   |   |   |  |   |   |   |
|---|---|---|--|---|---|---|
|  |  |  |  |  |  |  |
| WHITE CREAM WC9<br>(MICA)   | ION SILVER N9V<br>(METALLIC)  | PANTERA GREY P69<br>(MICA)  | MIDNIGHT BLACK N89<br>(MICA)   | VALENTINE RED V9R<br>(METALLIC/MICA)  | GRAND BLUE N19<br>(MICA)  | SHADE BRONZE S9C†<br>(METALLIC/MICA)  |

Colours are indicative only and may vary due to the printing process.

iPod® is a registered trademark of Apple Inc., registered in the U.S. and other countries.

\* Please check your Bluetooth® device's capabilities to ensure compatibility. Bluetooth® is a registered trademark of Bluetooth SIG, Inc.

† Leather appointed seats means parts of the seats have a combination of genuine and artificial leather, but are not wholly leather.



## PREMIUM

### Engine & Transmission

- **2.0L Turbo GDi (Petrol) engine**

- **Auto transmission**

Power: 180 kW @ 6,000 RPM    Torque: 350 Nm @ 1,400 – 4,000 RPM

### Key features IN ADDITION to Elite

#### Safety

- Lane Departure Warning (LDW)
- Blind Spot Detection (BSD)
- Lane Change Assist (LCA)
- Rear Cross Traffic Alert (RCTA)
- Electro-chromatic mirror (ECM) – auto-dimming interior mirror
- Smart cruise control

#### Interior and technology

- Ventilated front seats
- Electrically adjusted front passenger's seat
- Automatic windscreen defog
- Integrated Memory System (IMS) on driver's seat and exterior mirrors
- Rear door curtains

#### Exterior and technology

- High Intensity Discharge (HID) Xenon headlamps
- Heated external mirrors
- Panorama glass roof



Black leather  
appointed\* seats

Carbon fibre effect  
dashboard/door inserts



18" Alloy Wheels



Sonata Elite in Grand Blue shown (available from Nov 2016)

### TRIM UPGRADE



Beige\* leather appointed\* seats only available as an option on Elite & Premium variants.

### PANORAMA GLASS ROOF



Standard on Premium variant and as an optional extra on Elite variants.

\* Shade Bronze available for Sonata Elite & Premium variants with beige leather appointed seats only.

~ SatNav Update Plan: Only applies to new vehicles with factory-fitted satellite navigation. Maximum number of 2 updates, delivered on an annual cycle within 3 years of the vehicle's initial purchase. Free map updates only apply if the vehicle is serviced at a participating authorised Hyundai dealer.

^ Beige leather is an optional extra and only available for Sonata Elite & Premium variants on White Cream, Midnight Black & Shade Bronze exterior colour.

# HYUNDAI SONATA GENUINE ACCESSORIES

Hyundai Genuine Accessories can enhance your driving pleasure and ownership pride by adding extra ease and enjoyment to your lifestyle pursuits.

All Hyundai Genuine Accessories are backed by a 5-year warranty if purchased at the time of a new Hyundai vehicle and fitted by an authorised Hyundai dealer.†

†All Hyundai Genuine Accessories are subject to warranty conditions. See your nearest Hyundai Dealer or visit our website at [www.hyundai.com.au](http://www.hyundai.com.au) for full warranty terms and usage recommendations. Accessories pictured are all sold separately at an additional cost.



## Genuine Accessories



The Hyundai Sonata active model featured above in Ion Silver (available from Sep 2016) is accessorised with Hyundai Genuine Whipbar™ Quiet Roof Racks<sup>5</sup>, Surfboard Carrier, Bonnet Protector, Headlight Protectors (set of 2), Tinted Stylevisors (set of 4), Towbar, Towball and Trailer Wiring Harness, Front and Rear Mudflaps<sup>3</sup>. All sold separately at an additional cost. Surfboard not included.



### Dash Mat

- Contoured
- Colourfast



### Cargo Liner

- Protects your boot
- High quality material



### Tailored Carpet Floor Mats (set of 4)

- Contoured and Colourfast
- Driver's side locating clip

| Hyundai Genuine Accessories                             | Sonata Sedan |       |         |
|---|--------------|-------|---------|
|   | Active       | Elite | Premium |
| <b>Technology</b>                                       |              |       |         |
| Auxiliary Cable   | •            | •     | •       |
| iPad® Holder <sup>1</sup>                               | •            | •     | •       |
| <b>Interior</b>   |              |       |         |
| Tailored Carpet Floor Mats (set of 4)                   | •            | •     | •       |
| Dash Mat  | •            | •     | •       |
| Cargo Liner   | •            | •     | •       |
| Fabric Rear Bumper Protector                            | •            | •     | •       |
| Portable Cooler <sup>2</sup> (12 volt, 15 litre)        | •            | •     | •       |
| Cargo Organiser   | •            | •     | •       |
| <b>Exterior</b>   |              |       |         |
| Headlight Protectors (set of 2)                         | •            | •     | –       |
| Bonnet Protector  | •            | •     | •       |
| Tinted Stylevisors (set of 4)                           | •            | •     | •       |
| Front Mudflaps <sup>3</sup> (set of 2)                  | •            | •     | •       |
| Rear Mudflaps <sup>3</sup> (set of 2)                   | •            | •     | •       |
| Towbar, Towball and Trailer Wiring Harness <sup>4</sup> | •            | •     | •       |
| <b>Styling</b>  |              |       |         |
| Interior Lighting Fitting Kit                           | •            | •     | •       |
| Interior Lighting LED Assembly Kit                      | •            | •     | •       |
| <b>Roof Racks and Lifestyle</b>                         |              |       |         |
| Whispbar™ Quiet Roof Racks (non sunroof) <sup>5</sup>   | •            | •     | –       |
| Roof Mounted Bike Carrier <sup>5</sup>                  | •            | •     | –       |
| Thule Bike rack (Wheel on) <sup>5</sup>                 | •            | •     | –       |
| Roof Mounted Kayak Holder <sup>5</sup>                  | •            | •     | –       |
| Surfboard Carrier <sup>5</sup>                          | •            | •     | –       |
| Ski and Snowboard Carrier <sup>5</sup>                  | •            | •     | –       |
| <b>Safety</b>   |              |       |         |
| First Aid Kit (4 Pocket)                                | •            | •     | •       |

1. iPad® is a registered trade mark of Apple Inc. The iPad® holder has been designed to hold iPad® 1, 2, 3, 4 & iPad Air securely. To ensure occupants are protected in the event of a collision, the screen protector must be fitted to the iPad® when in use. iPad® not included. 2. Only suitable for use with a retractable seatbelt. 3. Please note that mudflaps cannot be fitted in conjunction with a Full BodyKit or Rear Skirt. 4. Maximum Ball Download = 70kg. Towing capacity = 1,300kg braked and 400kg unbraked. Towbar capacity subject to regulatory requirements, towbar design, vehicle design and towing equipment limitations. 5. Not suitable for models with panorama glass roof.



### Tinted Stylevisors (set of 4)

- Reduces fogging without you getting wet
- Slimline and UV-resistant



### Bonnet Protector

- UV-resistant
- Durable



### Towbar, Towball and Trailer Wiring Harness<sup>4</sup>

- Engineered to suit Australian conditions
- Trouble-free towing



### Headlight Protector

- UV-resistant
- Durable



### Cargo Organiser

- Durable casing
- Keep items arranged and upright

# i40 SERIES II MAKE AN IMPRESSION

---

Combining emotive design with intelligent practicality, the i40 Series II range brings together luxury looks and style with all the substance and performance you demand, whether driving in the city or cruising through the countryside.

Available as a Sedan or Tourer, the i40 Series II offers un-compromised comfort for driver and passengers yet also presents exceptional versatility in seating, storage and load capacity. It commands a striking and individual presence on the road that makes a lasting impression.







i40 Series II Sedan Premium in Titanium Silver

# AGILE AND RESPONSIVE DRIVING

---

Whether you're heading across town or taking off for a few days in the country, the i40 Series II range delivers an effortless driving performance.

With the steering and suspension system fine-tuned for Australian conditions, you'll reach your destination feeling relaxed and refreshed.





i40 Series II Premium shown

U-II 1.7L CRDi  
Diesel engine  
Sedan & Tourer



Πu 2.0L GDi  
Petrol engine  
Tourer



#### DEVOUR THE ROAD WITH CONSUMMATE EASE

The two new-generation engine choices available in the i40 Series II range both deliver a smooth and quietly outstanding driving performance.

Delivering exceptional fuel efficiency has been a core aim in developing the i40 Series II range's powertrains, which centre on either a 2.0 litre Πu direct injection petrol engine with Dual Continuously Variable Valve Timing (Dual CVVT), or a U2 1.7 litre Turbo Diesel engine featuring common rail Diesel technology.

#### LATEST TECHNOLOGY ENGINES IN YOUR CHOICE OF PETROL OR DIESEL

All variants of the i40 Series II Sedan are available with a 1.7 litre CRDi diesel engine and all variants of the i40 Series II Tourer are available with either a 2.0 litre GDi petrol or a 1.7 litre CRDi diesel engine.

Utilising direct injection fuel technology, these engines run cleanly and efficiently, providing impressive power and torque when you need it.

# SOPHISTICATED TOUCHES AND TECHNOLOGY-RICH FEATURES

Exclusive to the i40 Series II Sedan and Tourer, the following high-end inclusions demonstrate Hyundai's determination to create the best possible driving experience.

## **SMART PARK ASSIST\***

Smart Park Assist uses sensors on either side of the vehicle to search for parallel parking spaces that are the correct size. Once a location is found, the i40 Series II can take complete control of the steering while the driver controls the vehicle speed, guiding the i40 Series II into the selected space.

## **LANE KEEP ASSIST SYSTEM (LKAS)\***

On the Premium variant, the system will assist by applying steering input to help keep the vehicle between the lane markings. It's designed to prevent those moments and warns the driver when a lapse of concentration can cause the vehicle to stray outside the lane.

## **LED-TYPE REAR COMBINATION LAMPS**

Large, wraparound rear combination lamps are sculpted and use an LED array for maximum brightness, saving energy and enhancing safety. By lighting up a split second faster than conventional lamps, they alert the following driver sooner.

## **RAIN SENSING WIPERS\***


The rain sensing wipers give you one less thing to worry about by automatically activating the wipers when moisture is detected on the windscreen.



i40 Series II Premium Satellite Navigation



i40 Series II Paddle Shifters



i40 Series II Premium Rain Sensing Wipers



i40 Series II Drive Mode Select

**AUTOMATIC DUSK SENSING HEADLIGHTS**

To increase driving safety and the visibility of your vehicle to other drivers, headlights are automatically turned on as daylight begins to fade.

**SMART TAILGATE#**

The Smart Tailgate offers hands-free functionality, automatically opening the power tailgate when the proximity Smart Key is within 50-100cm of the boot of the car for three seconds or more.

**SATELLITE NAVIGATION\***

The satellite navigation system on Premium models comes integrated with a rear view camera display, as well as Bluetooth®/iPod® connectivity. The system also incorporates HERE® maps that include thousands of points of interest such as parking stations, restaurants, ATMs and much more, while SUNA™ Live Traffic Updates^ help you find the smartest way to get across town. Also, if you service your i40 with a Hyundai dealer, you will be entitled to SatNav Update Plan† for the navigation system.

**PADDLE SHIFTERS**

Steering wheel-mounted paddle shifters add a sports-car touch to your drive by letting you control when to upshift or downshift the six-speed automatic transmission or seven-speed dual clutch transmission.

**SPEED LIMITER AND CRUISE CONTROL SWITCH**

The Speed Limiter function is within the cruise control system. The driver simply specifies the desired maximum speed – that can be overridden in an emergency – via the steering wheel controls, with the figure displayed in the trip computer.

**DRIVE MODE SELECT**

The system is activated via a centre console switch, allowing the driver to choose from Normal, Eco, or Sports mode to customise the driving style to best meet the environment. Normal mode is most suited for day-to-day driving. Eco mode reprograms automatic transmission shift points to achieve optimum fuel economy, whilst Sports mode delays automatic transmission shift points and reduces steering assistance to achieve a sportier driving experience.

**HEATED SEATS\***

Front seats feature three-stage heated seat cushions.



i40 Series II Tourer Premium Smart Tailgate



i40 Series II Speed Limiters and Cruise Control Switch



i40 Series II LED-Type Combination Lamps

The Bluetooth® wordmark is owned by Bluetooth SIG, Inc. Please check your Bluetooth® device's capabilities to ensure compatibility. iPod® is a registered trademark of Apple Inc., registered in the US and other countries.

\* Available only in Premium variants.

# Available only in Tourer Premium variant.

† Smart Park Assist is designed as a driver aid and should not be a substitute for a driver being aware of their vehicle's surroundings. Please refer to your owner manual for full details and instructions on how to properly use your Smart Park Assist feature.

^ SUNA™ Traffic channel coverage is available in the following metropolitan areas: Adelaide, Brisbane, Canberra, Gold Coast, Melbourne, Perth and Sydney and the following regional areas: Geelong, Bendigo, Ballarat, Hobart, Darwin, Newcastle, Central Coast, Wollongong, Sunshine Coast and Ipswich.

† SatNav Update Plan: Only applies to new vehicles with factory-fitted satellite navigation. HERE® is a registered trademark of Nokia Corporation. Maximum number of 2 updates, delivered on an annual cycle within 3 years of the vehicle's initial purchase. Complimentary map updates only apply if the vehicle completes a scheduled service at a participating Hyundai dealer.

# EVERY JOURNEY IS A FIRST CLASS EXPERIENCE

Step inside the i40 Series II range and it's immediately clear that the high-level design, workmanship and attention to detail that distinguish the outside have been carried through to the interior.

The use of premium materials adds an extra sense of luxury and refinement, while on Premium variants, the full-length panorama glass roof gently bathes the entire cabin with sunlight to transform the mood and connect your driving experience to the beauty of the world around you.

With the i40 Series II Tourer, 60:40 folding rear seats make it easy to include both cargo and passengers, and allow you to increase your carrying capacity from 506-litres to as much as 1,672 litres.

The i40 Series II Sedan and Tourer's beauty is complemented by technology-rich features that provide even greater comfort and convenience to the driver and passengers.



i40 Series II Premium Push Button Start



i40 Series II Steering Wheel Controls

## **PUSH BUTTON START\***

This lets you fire up the engine while the key is still in your pocket or bag.

## **IPHONE®, IPOD® AND USB PORT**

A connection port is provided to connect most types of personal music players including USB memory devices.

## **STEERING WHEEL CONTROLS**

Steering wheel buttons make it easy to operate the audio system and cruise control, while keeping both hands on the wheel.

## **POWER LUMBAR SUPPORT\***

Power lumbar support is available for electrically adjusted driver's seat.

## **STORAGE BOX AND CUP HOLDER**

This handy container with sliding cover is ideal for storing those little odds and ends.

\*Available only in Premium variants.


iPhone® and iPod® are trademarks of Apple Inc., registered in the US and other countries.



i40 Series II iPhone®, iPod® and USB Port



i40 Series II Premium Panorama Glass Roof



i40 Series II Tourer Premium in Mineral Blue and i40 Series II Sedan Premium in Titanium Silver



| TOURER ACTIVE  | TOURER PREMIUM  |
|--|---|
| <p align="center"><b>Engine &amp; Transmission</b></p>   | <p align="center"><b>Engine &amp; Transmission</b></p>  |
| <ul style="list-style-type: none"> <li>• <b>2.0L GDi (Petrol) engine</b><br/><b>Auto transmission</b><br/>Power: 121 kW @ 6,200 RPM    Torque: 203 Nm @ 4,700 RPM</li> <li>• <b>1.7L CRDi (Diesel) engine</b><br/><b>Dual Clutch transmission (DCT)</b><br/>Power: 104 kW @ 4,000 RPM    Torque: 340 Nm @ 1,750-2,500 RPM</li> </ul>   | <ul style="list-style-type: none"> <li>• <b>2.0L GDi (Petrol) engine</b><br/><b>Auto transmission</b><br/>Power: 121 kW @ 6,200 RPM    Torque: 203 Nm @ 4,700 RPM</li> <li>• <b>1.7L CRDi (Diesel) engine</b><br/><b>Dual Clutch transmission (DCT)</b><br/>Power: 104 kW @ 4,000 RPM    Torque: 340 Nm @ 1,750 - 2,500 RPM</li> </ul>  |
| <p align="center"><b>Key features</b></p>  | <p align="center"><b>Key features IN ADDITION to Tourer Active</b></p>  |
| <p><b>Safety</b></p> <ul style="list-style-type: none"> <li>• Electronic Stability Control (ESC) including: <ul style="list-style-type: none"> <li>- Traction Control System (TCS), Anti-lock Braking System (ABS), Electronic Brake-force Distribution (EBD), Brake Assist System (BAS), Vehicle Stability Management (VSM), Hill-start Control (HAC)</li> </ul> </li> <li>• Rear view camera</li> <li>• Front &amp; rear parking assist systems</li> </ul> <p><b>Interior and technology</b></p> <ul style="list-style-type: none"> <li>• 4.3" touch screen audio system</li> <li>• Bluetooth® connectivity*</li> <li>• AUX/USB input with iPod® compatibility</li> <li>• Steering wheel mounted audio, phone &amp; cruise controls</li> <li>• Electronic Park-Brake (EPB)</li> <li>• Trip computer</li> </ul> <p><b>Exterior and technology</b></p> <ul style="list-style-type: none"> <li>• Heated external mirrors</li> <li>• Automatic dusk sensing headlamps with escort &amp; welcome function</li> <li>• LED Daytime Running Lamps (DRL)</li> </ul> | <p><b>Safety</b></p> <ul style="list-style-type: none"> <li>• Lane Keeping Assist System (LKAS)</li> <li>• Smart Parking Assist System (SPAS)</li> <li>• LED front fog lamps</li> </ul> <p><b>Interior and technology</b></p> <ul style="list-style-type: none"> <li>• 7.0" satellite navigation system with SatNav Update Plan~</li> <li>• Heated front seats</li> <li>• Proximity Smart Key with push start button</li> <li>• Dual zone climate control</li> <li>• Auto windscreen defog</li> </ul> <p><b>Exterior and technology</b></p> <ul style="list-style-type: none"> <li>• Rain sensing wipers</li> <li>• Solar glass privacy glass</li> <li>• Smart Tailgate (handsfree opening)</li> <li>• Power tailgate (open &amp; close)</li> <li>• Chrome inserts in exterior door handles</li> <li>• Panorama glass roof</li> </ul> |
| <div style="display: flex; justify-content: space-around;"> <div data-bbox="113 1451 496 1585"> <p>Cloth interior</p> </div> <div data-bbox="539 1377 746 1585"> <p>16" Alloy Wheels</p> </div> </div>   | <div style="display: flex; justify-content: space-around;"> <div data-bbox="815 1451 1198 1585"> <p>Black leather appointed<sup>†</sup> seats</p> </div> <div data-bbox="1241 1377 1449 1585"> <p>17" Alloy Wheels</p> </div> </div>  |





**EXTERIOR COLOURS**

|                        |                                |                                |                           |                          |                             |                       |
|------------------------|--------------------------------|--------------------------------|---------------------------|--------------------------|-----------------------------|-----------------------|
|                        |                                |                                |                           |                          |                             |                       |
| PURE WHITE PDW (SOLID) | PLATINUM SILVER T8T (METALLIC) | TITANIUM SILVER T6S (METALLIC) | STONE GREY S6G (METALLIC) | PHANTOM BLACK PKA (MICA) | MINERAL BLUE VU2 (METALLIC) | OCEAN VIEW W8U (MICA) |

Colours are indicative only and may vary due to the printing process.  
iPod® is a registered trademark of Apple Inc., registered in the U.S. and other countries.  
\* Please check your Bluetooth® device's capabilities to ensure compatibility. Bluetooth® is a registered trademark of Bluetooth SIG, Inc.





| SEDAN ACTIVE   | SEDAN PREMIUM   |
|--|---|
| <p align="center"><b>Engine &amp; Transmission</b></p>   | <p align="center"><b>Engine &amp; Transmission</b></p>  |
| <ul style="list-style-type: none"> <li>• <b>1.7L CRDi (Diesel) engine</b><br/><b>Dual Clutch transmission (DCT)</b><br/>Power: 104 kW @ 4,000 RPM    Torque: 340 Nm @ 1,750 – 2,500 RPM</li> </ul>   | <ul style="list-style-type: none"> <li>• <b>1.7L CRDi (Diesel) engine</b><br/><b>Dual Clutch transmission (DCT)</b><br/>Power: 104 kW @ 4,000 RPM    Torque: 340 Nm @ 1,750 – 2,500 RPM</li> </ul>  |
| <p align="center"><b>Key features</b></p>  | <p align="center"><b>Key features IN ADDITION to Sedan Active</b></p>   |
| <p><b>Safety</b></p> <ul style="list-style-type: none"> <li>• Electronic Stability Control (ESC) including:                             <ul style="list-style-type: none"> <li>- Traction Control System (TCS), Anti-lock Braking System (ABS), Electronic Brake-force Distribution (EBD), Brake Assist System (BAS), Vehicle Stability Management (VSM), Hill-start Control (HAC)</li> </ul> </li> <li>• Rear view camera</li> <li>• Front &amp; rear parking assist systems</li> </ul> <p><b>Interior and technology</b></p> <ul style="list-style-type: none"> <li>• 4.3" touch screen audio system with CD player &amp; MP3 capability</li> <li>• Bluetooth® connectivity*</li> <li>• AUX/USB input with iPod® compatibility</li> <li>• Steering wheel mounted audio, phone &amp; cruise controls</li> <li>• Electronic Park-Brake (EPB)</li> <li>• Trip computer</li> </ul> <p><b>Exterior and technology</b></p> <ul style="list-style-type: none"> <li>• Heated external mirrors</li> <li>• Automatic dusk sensing headlamps with escort &amp; welcome function</li> <li>• LED Daytime Running Lamps (DRL)</li> </ul> | <p><b>Safety</b></p> <ul style="list-style-type: none"> <li>• Lane Keeping Assist System (LKAS)</li> <li>• Smart Parking Assist System (SPAS)</li> <li>• LED front fog lamps</li> </ul> <p><b>Interior and technology</b></p> <ul style="list-style-type: none"> <li>• 7.0" satellite navigation system with SatNav Update Plan~</li> <li>• Heated front seats</li> <li>• Proximity Smart Key with push start button</li> <li>• Dual zone climate control</li> <li>• Auto windscreen defog</li> </ul> <p><b>Exterior and technology</b></p> <ul style="list-style-type: none"> <li>• Rain sensing wipers</li> <li>• Solar glass with tinted rear privacy glass</li> <li>• Chrome inserts in exterior door handles</li> <li>• Panorama glass roof</li> </ul> |
| <div style="display: flex; justify-content: space-around; align-items: center;"> <div style="text-align: center;">  <p>Cloth interior</p> </div> <div style="text-align: center;">  <p>16" Alloy Wheels</p> </div> </div>  | <div style="display: flex; justify-content: space-around; align-items: center;"> <div style="text-align: center;">  <p>Black leather appointed† seats</p> </div> <div style="text-align: center;">  <p>17" Alloy Wheels</p> </div> </div>  |

**PANORAMA GLASS ROOF**



RED MERLOT VR6 (METALLIC)

TAN BROWN YN7 (MICA)



Available on Tourer Premium and Sedan Premium variants.

† Leather appointed seats means parts of the seats have a combination of genuine and artificial leather, but are not wholly leather.  
 ~ SatNav Update Plan: Only applies to new vehicles with factory-fitted satellite navigation. Maximum number of 2 updates, delivered on an annual cycle within 3 years of the vehicle's initial purchase. Complimentary map updates only apply if the vehicle is serviced at a participating authorised Hyundai dealer.

# HYUNDAI i40 SERIES II GENUINE ACCESSORIES

Hyundai Genuine Accessories can enhance your driving pleasure and ownership pride by adding extra ease and enjoyment to your lifestyle pursuits.

All Hyundai Genuine Accessories are backed by a 5-year warranty if purchased at the time of a new Hyundai vehicle and fitted by an authorised Hyundai dealer.†

\*All Hyundai Genuine Accessories are subject to warranty conditions. See your nearest Hyundai Dealer or visit our website at [www.hyundai.com.au](http://www.hyundai.com.au) for full warranty terms and usage recommendations. Accessories pictured are all sold separately at an additional cost.



**Genuine Accessories**



#### Thule Bike Rack<sup>6</sup>

- Secured by a double lock function
- Push-button release for easy access



#### Towbar and Towball<sup>4</sup>

- Engineered to suit Australian conditions
- Trouble-free towing



#### Tailored Carpet Floor Mats (set of 4)

- Contoured and Colourfast
- Driver's side locating clip



#### Cargo Liner

- Protects your boot
- High quality material



#### Tinted Stylevisors (set of 4)

- Reduces fogging without you getting wet
- Slimline and UV-resistant



#### Portable Cooler (12 volt, 15 litre)

- Safely Secures
- Warms and Chills

| Hyundai Genuine Accessories                             | i40 Series II Tourer |         | i40 Series II Sedan |         |
|---|----------------------|---------|---------------------|---------|
|   | Active               | Premium | Active              | Premium |
| <b>Technology</b>                                       |                      |         |                     |         |
| Auxiliary Cable   | •                    | •       | •                   | •       |
| iPad® Holder <sup>1</sup>                               | •                    | •       | •                   | •       |
| <b>Interior</b>   |                      |         |                     |         |
| Cargo Barrier   | •                    | •       | –                   | –       |
| Tailored Carpet Floor Mats (set of 4)                   | •                    | •       | •                   | •       |
| Dash Mat  | •                    | •       | •                   | •       |
| Cargo Liner   | •                    | •       | •                   | •       |
| Fabric Rear Bumper Protector                            | •                    | •       | •                   | •       |
| Portable Cooler <sup>2</sup> (12 volt, 15 litre)        | •                    | •       | •                   | •       |
| Cargo Organiser   | •                    | •       | •                   | •       |
| <b>Exterior</b>   |                      |         |                     |         |
| Headlight Protectors (set of 2)                         | •                    | –       | •                   | –       |
| Bonnet Protector  | •                    | •       | •                   | •       |
| Tinted Stylevisors (set of 4)                           | •                    | •       | •                   | •       |
| Front Mudflaps <sup>3</sup> (set of 2)                  | •                    | •       | •                   | •       |
| Rear Mudflaps <sup>3</sup> (set of 2)                   | •                    | •       | •                   | •       |
| Towbar, Towball and Trailer Wiring Harness <sup>4</sup> | •                    | •       | •                   | •       |
| <b>Roof Racks and Lifestyle</b>                         |                      |         |                     |         |
| Whispbar™ Quiet Roof Racks <sup>5</sup>                 | •                    | •       | •                   | –       |
| Roof Mounted Bike Carrier                               | •                    | •       | •                   | –       |
| Thule Bike Rack (Wheel on) <sup>6</sup>                 | •                    | •       | •                   | –       |
| Roof Mounted Kayak Holder                               | •                    | •       | •                   | –       |
| Ski and Snowboard Carrier                               | •                    | •       | •                   | –       |
| Surfboard Carrier                                       | •                    | •       | •                   | –       |
| <b>Safety</b>   |                      |         |                     |         |
| First Aid Kit (4 Pocket)                                | •                    | •       | •                   | •       |

1. iPad® is a registered trade mark of Apple Inc. The iPad® holder has been designed to hold iPad® 1, 2, 3, 4 & iPad Air securely. To ensure occupants are protected in the event of a collision, the screen protector must be fitted to the iPad® when in use. iPad® not included. 2. Only suitable for use with a retractable seatbelt. 3. Please note that mudflaps cannot be fitted in conjunction with a Full BodyKit or Rear Skirt. 4. Maximum Ball Download = 150kg. Towing capacity = 1,500kg braked and 700kg unbraked. Towbar capacity subject to regulatory requirements, towbar design, vehicle design and towing equipment limitations. 5. Load capacity = 75kg evenly distributed over 2 bars. 6. Bike not included.



#### Dash Mat

- Contoured
- Colourfast



#### Whispbar™ Quiet Roof Racks<sup>5</sup>

- Tested to Australian Standards
- Strong and Secure

| Engine  | Theta II 2.4 GDI (Active)  | Theta II 2.0 Turbo GDI (Elite & Premium)                   |         |
|---|--|--|---------|
| Configuration   | Transverse front engine, front wheel drive   |  |         |
| Cylinder capacity   | 2.4 litres (2,359 cc)  | 2.0 litres (1,998 cc)                                      |         |
| Number of cylinders   | 4 in-line  |  |         |
| Valve system  | 16 valves, dual overhead cam (DOHC) with Dual Continuously Variable Valve Timing (D-CVVT) and mechanical lash adjusters  |  |         |
| Intake system   | 2-step variable induction system   | 2-step variable induction system, twin-scroll turbocharger |         |
| Maximum power   | 138 kW @ 6,000 RPM   | 180 kW @ 6,000 RPM   |         |
| Maximum torque  | 241 Nm @ 4,000 RPM   | 350 Nm @ 1,400 - 4,000 RPM                                 |         |
| Fuel System   | GDI (Gasoline Direct Injection), Petrol  | T-GDI (Turbo Gasoline Direct Injection), Petrol            |         |
| Bore x stroke   | 88.0 mm x 97.0 mm  | 86.0 mm x 86.0 mm  |         |
| Compression ratio   | 11.3 : 1   | 10.0 : 1   |         |
| Transmission  | Theta II 2.4 GDI (Active)  | Theta II 2.0 Turbo GDI (Elite & Premium)                   |         |
| Automatic   | 6 speed automatic, electronically controlled with lock-up torque converter   |  |         |
| Gear ratio  | Auto   | Auto   |         |
| 1st   | 4.212  | 4.766  |         |
| 2nd   | 2.637  | 2.946  |         |
| 3rd   | 1.800  | 1.917  |         |
| 4th   | 1.386  | 1.420  |         |
| 5th   | 1.000  | 1.000  |         |
| 6th   | 0.772  | 0.772  |         |
| Reverse   | 3.385  | 3.393  |         |
| Final drive ratio   | 2.885  | 2.885  |         |
| Steering  | MDPS (Motor Driven Power Steering), rack and pinion  |  |         |
| Type  | Tilt and telescopic  |  |         |
| Column  | Tilt and telescopic  |  |         |
| Minimum turning circle diameter between kerbs / walls                             | 10.9 m   |  |         |
| Number of steering wheel turns lock to lock                                       | 2.78   |  |         |
| Suspension  | MacPherson strut with Amplitude Selective Dampers (ASD)  |  |         |
| Front   | Multi-link with Amplitude Selective Dampers (ASD)  |  |         |
| Rear  | Multi-link with Amplitude Selective Dampers (ASD)  |  |         |
| Brakes  | Dual-diagonal, split circuit, power assisted with Electronic Brakeforce Distribution (EBD) and Brake Assist System (BAS) |  |         |
| General   | Dual-diagonal, split circuit, power assisted with Electronic Brakeforce Distribution (EBD) and Brake Assist System (BAS) |  |         |
| Front   | 305 mm x 25 mm ventilated disc (Active)<br>320 mm x 28 mm ventilated disc (Elite and Premium)                            |  |         |
| Rear  | 284 mm x 10 mm solid disc  |  |         |
| Dimensions  |  |  |         |
| Exterior  |  |  |         |
| Length (mm)   | 4,855  |  |         |
| Width (mm)  | 1,865  |  |         |
| Height (mm)   | 1,475  |  |         |
| Wheelbase (mm)  | 2,805  |  |         |
| Wheel track - front / rear (mm)   | 1,602 / 1,609 (Active and Elite) 1,597 / 1,604 (Premium)   |  |         |
| Minimum ground clearance (mm)   | 135  |  |         |
| Interior  |  |  |         |
| Head room - front / rear (mm)   | 1,025 / 975 (Active & Elite)<br>985 / 960 (Premium)  |  |         |
| Leg room - front / rear (mm)  | 1,155 / 905  |  |         |
| Shoulder room - front / rear (mm)   | 1,470 / 1,435  |  |         |
| Hip room - front / rear (mm)  | 1,404 / 1,426  |  |         |
| Cargo area - SAE / VDA (L)  | 462 / 510  |  |         |
| Weight  | Theta II 2.4 GDI (Active)  | Theta II 2.0 Turbo GDI (Elite and Premium)                 |         |
| Kerb - lightest / heaviest  | 1,500 / 1,587 kg   | 1,560 / 1,645 kg   |         |
| GVM   | 2,060 kg   | 2,120 kg   |         |
| Towing capacity (braked / unbraked)   | 1,300 / 750 kg   |  |         |
| Fuel Consumption*   |  |  |         |
| Combined (l/100km)  | 8.3  | 9.2  |         |
| Urban (l/100km)   | 12.1   | 13.4   |         |
| Extra (l/100km)   | 6.3  | 6.7  |         |
| CO2 (Combined g/km)   | 194  | 213  |         |
| Fuel tank volume (L)  | 70   |  |         |
| Wheels and Tyres  | Active   | Elite  | Premium |
| 17 x 7.0J alloy wheels with 215/55 R17 tyres (Continental ContiPremiumContact™ 5) | ●  | ●  | —       |
| 18 x 7.5J alloy wheels with 235/45 R18 tyres (Michelin Pilot Sport 3)             | —  | —  | ●       |
| Full size matching spare wheel  | ●  | ●  | ●       |

| Active Safety   | Active | Elite | Premium |
|---|--------|-------|---------|
| Electronic Stability Control (ESC) including:   |        |       |         |
| Traction Control System (TCS)   | ●      | ●     | ●       |
| Anti-lock Braking System (ABS)  | ●      | ●     | ●       |
| Electronic Brakeforce Distribution (EBD)  | ●      | ●     | ●       |
| Brake Assist System (BAS)   | ●      | ●     | ●       |
| Vehicle Stability Management (VSM)  | ●      | ●     | ●       |
| Hill-start Assist Control (HAC)   | ●      | ●     | ●       |
| Sensory Safety including:   |        |       |         |
| Lane Departure Warning (LDW)  | —      | —     | ●       |
| Smart Cruise Control (SCC)  | —      | —     | ●       |
| Blind Spot Detection (BSD)  | —      | —     | ●       |
| Lane Change Assist (LCA)  | —      | —     | ●       |
| Rear Cross Traffic Alert (RCTA)   | —      | —     | ●       |
| Rear view camera with display integrated into 5" monitor (Active) or 8.0" monitor (Elite & Premium)               | ●      | ●     | ●       |
| Rear parking assist system (4 head)   | ●      | ●     | ●       |
| Front parking assist system (4 head)  | —      | ●     | ●       |
| Features  |        |       |         |
| Automatic dusk sensing headlamps with escort and welcome function   | ●      | ●     | ●       |
| LED Daytime Running Lamps (DRL)   | ●      | ●     | ●       |
| Emergency Stop Signal (ESS)   | ●      | ●     | ●       |
| Warning chimes and lights (front and rear seatbelts)  | ●      | ●     | ●       |
| High Intensity Discharge (HID) Bi-Xenon headlamps with washer system and auto-leveling                            | —      | —     | ●       |
| Static bending lamps  | —      | —     | ●       |
| Auto Hold function incorporated into Electronic Park Brake  | —      | ●     | ●       |
| Day / night rear view mirror  | —      | ●     | —       |
| Electro-chromatic mirror (ECM) - auto-dimming interior mirror   | —      | —     | ●       |
| Passive Safety  | Active | Elite | Premium |
| Airbags   |        |       |         |
| Driver and front passenger SRS airbags  | ●      | ●     | ●       |
| Driver and front passenger side (thorax) SRS airbags  | ●      | ●     | ●       |
| Side curtain SRS airbags  | ●      | ●     | ●       |
| Seatbelts   |        |       |         |
| Pretensioners, load limiters and height adjustable upper mounts (4 stage) on front seat belts                     | ●      | ●     | ●       |
| Seat belt reminder (all seatbelts)  | ●      | ●     | ●       |
| Seating   |        |       |         |
| 3 child restraint anchors in rear   | ●      | ●     | ●       |
| ISOFIX (rear outboard seats only)   | ●      | ●     | ●       |
| Height adjustable front head restraints with tilt function  | ●      | ●     | ●       |
| Height adjustable rear head restraints  | ●      | ●     | ●       |
| Security  | Active | Elite | Premium |
| Central locking   | ●      | ●     | ●       |
| Engine immobiliser  | ●      | ●     | ●       |
| Hyundai Active Locking Operation (HALO)   | ●      | ●     | ●       |
| Keyless entry with burglar alarm  | ●      | ●     | ●       |
| Speed / impact sensing auto door lock / unlock  | ●      | ●     | ●       |
| Proximity Smart Key with push button start  | —      | ●     | ●       |
| Sound System  | Active | Elite | Premium |
| 5.0" touch screen audio system with CD player, MP3 capability, 6 speakers & media ripping / storage capability    | ●      | —     | —       |
| 8.0" touch screen satellite navigation system with DVD player, MP3 capability, 6 speakers and SatNav Update Plan* | —      | ●     | ●       |
| AUX / USB audio input with digital iPod® compatibility*   | ●      | ●     | ●       |
| Bluetooth® connectivity (handsfree phone operation and audio streaming)*  | ●      | ●     | ●       |
| Steering wheel mounted audio and phone controls   | ●      | ●     | ●       |
| Occupant Comfort and Convenience  | Active | Elite | Premium |
| Height adjustable driver's and front passenger's seat   | ●      | ●     | ●       |
| Electrically adjusted driver's seat (12 way including lumbar)   | —      | ●     | ●       |
| Electrically adjusted front passenger's seat (8 way)  | —      | —     | ●       |
| Integrated Memory System (IMS) on driver's seat and exterior mirrors  | —      | —     | ●       |
| Air ventilated front seats  | —      | —     | ●       |
| Heated front seats  | —      | ●     | ●       |
| Rear seat centre fold-down armrest  | ●      | ●     | ●       |
| Ambient temperature and digital clock display   | ●      | ●     | ●       |
| Drive mode with 3 stage adjustable settings (Normal, Eco & Sport)   | ●      | ●     | ●       |
| Cruise control with steering wheel mounted controls   | ●      | ●     | ●       |
| Steering wheel mounted paddle shifters  | ●      | ●     | ●       |
| Electronic Park-Brake (EPB)   | —      | ●     | ●       |
| One touch turn signal (3, 5 or 7 flashes)   | ●      | ●     | ●       |
| Rain sensing wipers   | —      | ●     | ●       |

| Occupant Comfort and Convenience   | Active | Elite | Premium |
|--|--------|-------|---------|
| Trip computer with instant and average fuel consumption, distance to empty, digital speedometer, trip distance, average speed and elapsed time readout | ●      | ●     | ●       |
| Tilt and telescopic steering column  | ●      | ●     | ●       |
| Panorama glass roof  | —      | ○     | ●       |
| Electric folding side mirrors  | —      | ●     | ●       |
| Heated external mirrors  | —      | —     | ●       |
| Smart Boot (hands-free opening)  | —      | ●     | ●       |
| Front and rear power windows with one touch window up and down function on driver's window   | ●      | ●     | ●       |
| One touch window up and down function on front passenger window  | —      | —     | ●       |
| 3 roof grip handles and 3 coat hooks   | ●      | ●     | ●       |
| Front sunvisors with vanity mirrors  | ●      | ●     | ●       |
| Rear door curtains (manual type)   | —      | —     | ●       |
| 2 x 12V power outlets in front centre console storage unit   | ●      | ●     | ●       |
| 1 x 12V power outlet in rear centre console  | ●      | ●     | ●       |
| Exterior Styling   | Active | Elite | Premium |
| Body coloured bumpers  | ●      | ●     | ●       |
| Dark chrome front radiator grille  | ●      | ●     | ●       |
| Chrome exterior door handles   | —      | ●     | ●       |
| Chrome door frame and belt line moulding   | ●      | ●     | ●       |
| Dual exhaust tips with chrome coating  | ●      | ●     | ●       |
| Interior Styling   | Active | Elite | Premium |
| Cloth seats  | ●      | —     | —       |
| Leather appointed* seats   | —      | ●     | ●       |
| Premium steering wheel and gear knob   | ●      | ●     | ●       |
| Premium door centre trim   | ●      | ●     | ●       |
| Premium dash cluster hood  | —      | ●     | ●       |
| Metallic painted centre fascia panels  | ●      | ●     | ●       |
| Metallic painted textured dashboard / door inserts   | ●      | —     | —       |
| Carbon fibre effect dashboard / door inserts   | —      | —     | ●       |
| Metallic painted interior door handles   | ●      | —     | —       |
| Alloy look interior door handles   | —      | ●     | ●       |
| Alloy look inserts in air vents, audio, and ventilation controls   | ●      | ●     | ●       |
| Stainless steel door scuff plates (with 'Sonata' etching on front door scuff plates)   | —      | ●     | ●       |
| Exterior Lighting  | Active | Elite | Premium |
| LED type rear combination lamps with bulb turn signal and reverse light  | —      | ●     | ●       |
| LED high mount stop lamp (HMSL)  | ●      | ●     | ●       |
| LED side repeater integrated into side mirrors   | ●      | ●     | ●       |
| LED front positioning lamps  | ●      | ●     | ●       |
| LED puddle lamps in side mirrors   | —      | —     | ●       |
| LED courtesy lamps in front door handles   | —      | ●     | ●       |
| Interior Lighting  | Active | Elite | Premium |
| 3.5" OLED display in dash cluster  | ●      | ●     | —       |
| 4.2" TFT Colour LCD display in Supervision cluster   | —      | —     | ●       |
| Front room lamp with integrated map lamps for front passengers (LED type on Premium, and Elite with sunroof option)                                    | ●      | ●     | ●       |
| Centre room lamp   | ●      | ●*    | —       |
| LED map lamps for rear outboard passengers   | —      | ○     | ●       |
| Ambient lighting for front centre console  | ●      | ●     | ●       |
| Door courtesy lamps (front)  | ●      | ●     | ●       |
| Interior light fade-out delay  | ●      | ●     | ●       |
| Illuminated vanity mirrors   | ●      | ●     | ●       |
| Cargo area lamp  | ●      | ●     | ●       |
| Interior Ventilation   | Active | Elite | Premium |
| Manual air conditioning  | ●      | —     | —       |
| Dual zone climate control  | —      | ●     | ●       |
| Windscreen auto defog function   | —      | —     | ●       |
| Rear centre console cooling vents  | ●      | ●     | ●       |
| Rear heating ducts   | ●      | ●     | ●       |
| Cabin air filter   | ●      | ●     | ●       |
| Storage Solutions  | Active | Elite | Premium |
| 60:40 split folding rear seats   | ●      | ●     | ●       |
| Front seat back pockets  | ●      | ●     | ●       |
| Front and rear door map pockets with bottle bulges   | ●      | ●     | ●       |
| Cup holders in front centre console with sliding cover   | ●      | ●     | ●       |
| Cup holders in rear centre arm rest  | ●      | ●     | ●       |
| Deluxe centre floor console with storage compartment and front centre arm rest   | ●      | ●     | ●       |
| Illuminated glove box compartment with opening damper  | ●      | ●     | ●       |
| Retractable sunglasses compartment   | ●      | ●     | ●       |
| Ticket holders on front sunvisors  | ●      | ●     | ●       |

\*Source: Australian Design Rule 81/02 static laboratory combined average city and highway cycle test. Real world fuel consumption will vary depending on a combination of driving habits, the condition of the vehicle, and other factors such as road, traffic and weather conditions. ADR 81/02 test results are meant for comparison purposes only. \*SatNav Update Plan: Only applies to new vehicles with factory-fitted satellite navigation. Maximum number of 2 updates, delivered on an annual cycle within 3 years of the vehicle's initial purchase. Free map updates only apply if the vehicle is serviced at a participating authorised Hyundai dealer. iPod® is a registered trademark of Apple Inc., registered in the U.S. and other countries. \*Requires Genuine Hyundai Accessories Direct Connect for iPod®. Bluetooth® is a registered trademark of Bluetooth SIG, Inc. \*Please check your Bluetooth® device's capabilities to ensure compatibility. \*Leather appointed seats mean parts of the seats have a combination of genuine and artificial leather, but are not wholly leather. \*Not available when fitted with panorama glass roof.

| Engine  | Πu 2.0 GDI (Tourer)  | U-II 1.7 CRDi (Sedan & Tourer)   |
|---|--|--|
| Configuration   | Transverse front mounted driving front wheels  |  |
| Cylinder capacity                                     | 2.0 litres (1,999 cc)  | 1.7 litres (1,685 cc)  |
| Number of cylinders                                   | 4 in-line DOHC   |  |
| Valve system  | 16 valves, dual overhead cam (DOHC) with Dual Continuously Variable Valve Timing (D-CVVT)                                | 16 valves, dual overhead cam (DOHC)                                    |
| Intake system   | 2-step variable induction system   | Variable geometry turbocharger (VGT)                                   |
| Maximum power   | 121 kW @ 6,200 RPM   | 104 kW @ 4,000 RPM   |
| Maximum torque  | 203 Nm @ 4,700 RPM   | 340 Nm @ 1,750-2,500 RPM   |
| Fuel System   | GDi (Gasoline Direct Injection), Petrol  | CRDi (Common Rail Direct Injection), Diesel                            |
| Bore x stroke   | 81.0 mm x 97.0 mm  | 77.2 mm x 90.0 mm  |
| Compression ratio                                     | 11.5 : 1   | 15.7 : 1   |
| Transmission  | Πu 2.0 GDI (Tourer)  | U-II 1.7 CRDi (Sedan & Tourer)   |
| Automatic   | 6 speed automatic, electronically controlled with lock up torque converter   | —  |
| Dual clutch transmission                              | —  | 7 speed dual clutch (dry clutch)                                       |
| Gear ratio  | Auto   | Auto   |
| 1st   | 4.400  | 3.786  |
| 2nd   | 2.726  | 2.261  |
| 3rd   | 1.834  | 1.957  |
| 4th   | 1.392  | 1.023  |
| 5th   | 1.000  | 0.778  |
| 6th   | 0.774  | 0.837  |
| 7th   | —  | 0.681  |
| Reverse   | 3.440  | 5.074  |
| Final drive ratio                                     | 3.437  | 1st, 2nd, 4th & 5th gear: 4.857<br>3rd, 6th, 7th & Reverse gear: 3.158 |
| Variant Availability                                  | Tourer   | Sedan and Tourer   |
|   | Petrol (Automatic)   | Diesel (DCT)   |
| Active  | •  | •  |
| Premium   | •  | •  |
| Steering  | MDPS (Motor driven power steering) rack and pinion   |  |
| Type  | Manual tilt and telescopic   |  |
| Column  | Manual tilt and telescopic   |  |
| Minimum turning circle diameter between kerbs / walls | 10.94 metres   |  |
| Number of steering wheel turns lock to lock           | 2.78   |  |
| Suspension  | MacPherson strut with Amplitude Selective Dampers (ASD)  |  |
| Front   | Multi-link with Amplitude Selective Dampers (ASD)  |  |
| Rear  | —  |  |
| Brakes  | Dual-diagonal, split circuit, power assisted with Electronic Brakeforce Distribution (EBD) and Brake Assist System (BAS) |  |
| General   | Dual-diagonal, split circuit, power assisted with Electronic Brakeforce Distribution (EBD) and Brake Assist System (BAS) |  |
| Front   | 300 mm x 28 mm ventilated disc (Active) / 320 mm x 28 mm ventilated disc (Premium)                                       |  |
| Rear  | 284 mm x 10 mm solid disc (Active) / 300 mm x 10 mm solid disc (Premium)   |  |
| Dimensions  | Sedan  | Tourer   |
| Exterior  | —  |  |
| Length (mm)   | 4,745  | 4,775  |
| Width (mm)  | 1,815  |  |
| Height (mm)   | 1,470  |  |
| Wheelbase (mm)  | 2,770  |  |
| Wheel track - front / rear (mm)                       | 1,591 / 1,597 (Active) 1,579 / 1,585 (Premium)   |  |
| Minimum ground clearance (mm)                         | 140  |  |
| Interior  | —  |  |
| Head room - front / rear (mm)                         | 1,025 / 965  | 1,025 / 990  |
| Leg room - front / rear (mm)                          | 1,170 / 850  |  |
| Shoulder room - front / rear (mm)                     | 1,455 / 1,420  |  |
| Hip room - front / rear (mm)                          | 1,390 / 1,380  |  |
| Cargo area - VDA (litres)                             | 505  | 506 (rear seat up) /<br>Maximum 1,672 (rear seats folded)              |
| Weight  | Πu 2.0 GDI (Tourer)  | U-II 1.7 CRDi (Sedan & Tourer)   |
|   | Tourer   | Sedan      Tourer  |
| Kerb - lightest / heaviest                            | 1,483 / 1,630 kg   | 1,524 / 1,661 kg      1,539 / 1,692 kg                                 |
| GVM   | 2,080 kg   | 2,100 kg      2,150 kg   |
| Towing capacity (braked / unbraked)                   | 1,500 / 700 kg   |  |
| Fuel Consumption*                                     | Πu 2.0 GDI (Tourer)  | U-II 1.7 CRDi (Sedan & Tourer)   |
| Combined (L/100km)                                    | 7.5  | 5.1  |
| Urban (L/100km)                                       | 10.4   | 5.9  |
| Extra (L/100km)                                       | 5.9  | 4.7  |
| CO <sub>2</sub> Combined (g/km)                       | 176  | 134  |
| Fuel tank capacity (L)                                | 70   |  |

| Wheels and Tyres   | Active | Premium |
|--|--------|---------|
| 16" x 7.0J alloy wheels with 205/60R16 tyres   | •      | —       |
| 17" x 7.5J alloy wheels with 215/50R17 tyres   | —      | •       |
| Full size matching spare wheel   | •      | •       |
| Active Safety  | Active | Premium |
| Electronic Stability Control (ESC) including:  | —      |         |
| Traction Control System (TCS)  | •      | •       |
| Anti-lock Braking System (ABS)   | •      | •       |
| Electronic Brakeforce Distribution (EBD)   | •      | •       |
| Brake Assist System (BAS)  | •      | •       |
| Vehicle Stability Management (VSM)   | •      | •       |
| Hill-start Assist Control (HAC)  | •      | •       |
| Features   | —      |         |
| Rear view camera with display integrated into 4.3" monitor (Active) or 7.0" monitor (Premium)  | •      | •       |
| Front and rear parking assist system (Active - 8 head / Premium - 10 head)   | •      | •       |
| Automatic dusk sensing headlamps with escort and welcome function  | •      | •       |
| LED Daytime Running Lamps (DRL)  | •      | •       |
| Emergency Stop Signal (ESS)  | •      | •       |
| Warning chimes and lights (front seatbelts)  | •      | •       |
| Auto Hold function incorporated into Electronic Park Brake   | •      | •       |
| Day / night rear view mirror   | •      | •       |
| Electro-chromatic mirror (ECM) - auto-dimming interior mirror  | —      | •       |
| Speed limiter  | •      | •       |
| Lane Keeping Assist System (LKAS)  | —      | •       |
| Smart Parking Assist System (SPAS)   | —      | •       |
| Passive Safety   | Active | Premium |
| Airbags  | —      |         |
| Driver and front passenger SRS airbags   | •      | •       |
| Driver and front passenger side (thorax) SRS airbags   | •      | •       |
| Driver knee SRS airbag   | •      | •       |
| Side curtain SRS airbags   | •      | •       |
| Rear seat outboard side (thorax) SRS airbags   | •      | •       |
| Seatbelts  | —      |         |
| Pretensioners, load limiters and height adjustable upper mounts (4 stage) on front seat belts  | •      | •       |
| Seat belt reminder (front seatbelts)   | •      | •       |
| Seating  | —      |         |
| 3 child restraint anchors in rear  | •      | •       |
| ISOFIX (rear outboard seats)   | •      | •       |
| Height adjustable active front head restraints with tilt function  | •      | •       |
| Height adjustable rear head restraints   | •      | •       |
| Security   | Active | Premium |
| Central locking  | •      | •       |
| Engine immobiliser   | •      | •       |
| Hyundai Active Locking Operation (HALO)  | •      | •       |
| Keyless entry with burglar alarm   | •      | •       |
| Speed / impact sensing auto door lock / unlock   | •      | •       |
| Proximity Smart Key with push button start   | —      | •       |
| Multimedia System  | Active | Premium |
| 4.3" touch screen audio system with CD player, MP3 capability, 6 speakers and media ripping / storage capability                     | •      | —       |
| 7.0" touch screen satellite navigation system with CD player, MP3 capability, external amplifier, 7 speakers and Satnav Update Plan* | —      | •       |
| AUX / USB audio input with digital iPod® compatibility   | •      | •       |
| Bluetooth® connectivity (handsfree phone operation and audio streaming) <sup>†</sup>   | •      | •       |
| Steering wheel mounted audio and phone controls  | •      | •       |
| Occupant Comfort & Convenience   | Active | Premium |
| Height adjustable driver's seat  | •      | •       |
| Height adjustable front passenger's seat   | —      | •       |
| Electrically adjusted driver's seat (10 way including lumbar)  | —      | •       |
| Heated front seats   | —      | •       |
| Rear seat centre fold-down armrest   | •      | •       |
| Ambient temperature and digital clock display  | •      | •       |
| Cruise control with steering wheel mounted controls  | •      | •       |
| Electronic Park-Brake (EPB)  | •      | •       |
| One touch turn signal (3 flashes)  | •      | •       |
| Rain sensing wipers  | —      | •       |
| Rear wash and wiper (with intermittent operation - Tourer only)  | •      | •       |
| Steering wheel mounted paddle shifters   | •      | •       |

| Occupant Comfort & Convenience  | Active | Premium |
|---|--------|---------|
| Trip computer with instant and average fuel consumption, distance to empty, trip distance, average speed and elapsed time readout | •      | •       |
| Digital Speedometer   | —      | •       |
| Tilt & telescopic steering column   | •      | •       |
| Panorama glass roof   | —      | •       |
| Solar glass with tinted rear privacy glass  | —      | •       |
| Heated external mirrors   | •      | •       |
| Smart tailgate (hands-free opening - Tourer only)   | —      | •       |
| Power tailgate (open and close - Tourer only)   | —      | •       |
| Front and rear power windows with one touch window up and down function on driver's window  | •      | •       |
| One touch window up and down function on all windows  | —      | •       |
| 4 roof grip handles and 3 coat hooks  | •      | •       |
| Front sunvisors with vanity mirrors   | •      | •       |
| 1 x 12V power outlet in front centre console storage unit   | •      | •       |
| 1 x 12V power outlet in rear centre console   | •      | •       |
| 1 x 12V power outlet in luggage area (Tourer only)  | •      | •       |
| Exterior Styling  | Active | Premium |
| Body coloured bumpers   | •      | •       |
| Chrome inserts in front radiator grille   | •      | •       |
| Chrome inserts in exterior door handles   | —      | •       |
| Chrome door frame and belt line moulding  | •      | •       |
| Rear spoiler (Tourer only)  | •      | •       |
| Dual exhaust tips with chrome coating (Sedan only)  | •      | •       |
| Interior Styling  | Active | Premium |
| Cloth seats   | •      | —       |
| Leather appointed* seats  | —      | •       |
| Premium steering wheel and gear knob  | •      | •       |
| Premium door centre trim  | —      | •       |
| Piano black centre fascia panels  | •      | •       |
| Metallic painted dashboard / door inserts   | •      | —       |
| Brushed aluminium effect dashboard / door inserts   | —      | •       |
| Metallic painted interior door handles  | •      | —       |
| Alloy look interior door handles  | —      | •       |
| Alloy look inserts in air vents, audio, and ventilation controls  | •      | •       |
| Lighting  | Active | Premium |
| Exterior Lighting   | —      |         |
| LED type rear combination lamps with bulb turn signal and reverse light   | •      | •       |
| LED high mount stop lamp (HMSL)   | •      | •       |
| LED side repeater integrated into side mirrors  | •      | •       |
| LED front positioning lamps   | •      | •       |
| LED front fog lamps   | —      | •       |
| Interior Lighting   | —      |         |
| Supervision cluster   | •      | •       |
| 4.2" TFT Colour LCD display in Supervision cluster  | —      | •       |
| Front room lamp with integrated map lamps for front passengers  | •      | •       |
| Centre room lamp  | •      | —       |
| LED map lamps for rear outboard passengers  | —      | •       |
| Ambient lighting for front centre console   | •      | •       |
| Door courtesy lamps (front)   | •      | •       |
| Interior light fade-out delay   | •      | •       |
| Illuminated vanity mirrors  | •      | •       |
| Cargo area lamp   | •      | •       |
| Interior Ventilation  | Active | Premium |
| Manual air conditioning   | •      | —       |
| Dual zone climate control   | —      | •       |
| Windscreen auto defog function  | —      | •       |
| Rear centre console cooling vents / heating ducts   | •      | •       |
| Rear heating ducts  | •      | •       |
| Cabin air filter  | •      | •       |
| Glove box cooling   | —      | •       |
| Storage Solutions   | Active | Premium |
| 60:40 split folding rear seats  | •      | •       |
| Front seat back pockets   | •      | •       |
| Front and rear door map pockets with bottle bulges  | •      | •       |
| Cup holders in front centre console with sliding cover  | •      | •       |
| Cup holders in rear centre arm rest   | •      | •       |
| Storage compartment in rear centre arm rest   | •      | •       |
| Deluxe centre floor console with storage compartment and front centre arm rest  | •      | •       |
| Illuminated glove box compartment with opening damper   | •      | •       |
| Retractable sunglasses compartment  | •      | •       |
| Ticket holders on front sunvisors   | •      | •       |
| Cargo net   | —      | •       |
| Cargo blind and safety net (Tourer only)  | •      | •       |
| Luggage rail (Tourer only)  | —      | •       |
| Roof rails (Tourer only)  | •      | •       |

\*Source: Australian Design Rule 81/02 static laboratory combined average city and highway cycle test. Real world fuel consumption will vary depending on a combination of driving habits, the condition of the vehicle, and other factors such as road, traffic and weather conditions. ADR 81/02 test results are meant for comparison purposes only. †Leather appointed seats mean parts of the seats have a combination of genuine and artificial leather, but are not wholly leather. ^SatNav Update Plan: Only applies to new vehicles with factory-fitted satellite navigation. Maximum number of 2 updates, delivered on an annual

cycle within 3 years of the vehicle's initial purchase. Complimentary map updates only apply if the vehicle is serviced at a participating authorised Hyundai dealer. iPod® is a registered trademark of Apple Inc., registered in the U.S. and other countries. Bluetooth® is a registered trademark of Bluetooth SIG, Inc. †Please check your Bluetooth® device's capabilities to ensure compatibility.



**Hyundai Motor Company Australia Pty Ltd** 394 Lane Cove Road, Macquarie Park, NSW Australia 2113

Hyundai Motor Company (HMC) and the Hyundai Motor Company Australia (HMCA) each reserve the right to alter vehicle specifications and equipment levels without notice. Some equipment featured on the cars in this brochure may not be available in Australia or may be optional. To the extent permitted by the law, neither HMC nor HMCA shall be liable to any person as a result of reliance on the content of this brochure. Please consult your Hyundai Dealer for the latest specifications, equipment levels, options, prices, colours and vehicle availability. Metallic and mica paint are optional extras. Note: Information in this brochure is current as at 23/01/17. HMCA11405 Part No. LFVF0117B



Like us at  
[facebook.com/hyundaiaustralia](https://facebook.com/hyundaiaustralia)

Follow us at  
[twitter.com/hyundaius](https://twitter.com/hyundaius)