

Mazda2




mazda



zoom-zoom

IMAGINATION DRIVES US



Imagination is the world's most valuable resource. It's our window to the future, because if we can imagine it, we can create it. Mazda is built on a foundation of imagination and ingenuity. It's the fuel behind all we create and achieve. It has given us breakthrough SKYACTIV TECHNOLOGY, 'KODO – Soul of Motion' design and countless successes that once existed only in someone's imagination. These pages show how imagination is an integral part of our innovative cars.

CONTENTS

| | |
|----|------------------------|
| 04 | EXTERIOR |
| 06 | INTERIOR |
| 08 | PERFORMANCE & SKYACTIV |
| 10 | CONNECTIVITY |
| 12 | FEATURED INNOVATION |
| 14 | CAPACITY |
| 16 | SAFETY |
| 18 | MODELS |
| 26 | SPECIFICATIONS |
| 30 | CONFIDENCE |
| 31 | COLOUR & TRIM |





GT Sedan in Soul Red Metallic.

JOIN THE 2TRIBE

Smart and stylish, Mazda2 is the small car taming the big city. Sophisticated design sets you apart from the pack, while SKYACTIV TECHNOLOGY unlocks agility and impressive fuel economy. Online connectivity is a seamless part of the action and smart safety features give you added confidence on every drive. Forward-thinking performance is delivered with eye-catching style in both hatch and sedan models. The dynamic 'KODO - Soul of Motion' design reflects the fierce beauty of an animal leaping into action. Mazda2 captures the imagination in every way possible.



4 GT Hatch in Soul Red Metallic.



魂動

KODO : SOUL of MOTION



GT Sedan in black leather.*



6 GT Hatch in pure white leather.*



STYLED TO IMPRESS

Mazda2's thoughtfully designed cabin puts you right in the centre of the action. High-quality craftsmanship surrounds you with sophisticated comfort. Dash information and controls are designed to keep your attention on driving. The interior is modern and uncluttered, with trims finished in refined textures, colours and patterns. Metallic accents feature from Maxx up. All the storage you could want is cleverly built in, and smart tech means you're always in touch. In selected models, a large central screen allows you to safely access your compatible smartphone's contacts, social media and music via MZD Connect.

* Leather interior includes some Maztex material on selected high impact surfaces.

PERFORMANCE & EFFICIENCY COME TOGETHER

Mazda2 brings sporty fun everywhere you go. Breakthrough SKYACTIV TECHNOLOGY reduces weight and ramps up efficiency at every opportunity. 1.5 litre petrol engines give you lots of go, yet use very little fuel. Choose from automatic or manual transmissions – both are responsive and refined. G-Vectoring Control, the first innovation from the SKYACTIV-VEHICLE DYNAMICS series of technologies, delivers smooth handling and a more comfortable ride, especially when cornering.

* Fuel consumption figures are based on ADR 81/02 test results. They are useful in comparing the fuel consumption of different vehicles. They may not be the fuel consumption achieved in practice. This will depend on traffic and road conditions and how the vehicle is driven.



SKYACTIV-G 1.5L PETROL ENGINE (STD-SPEC)

A fundamental redesign of the internal combustion engine elevates performance, yet cuts fuel consumption. The low-friction 4-cylinder engine's multi-hole direct injection minimises fuel use, while a unique piston design improves fuel combustion and lowers emissions. Allied to a 4-1 exhaust system in Neo, the engine delivers 79kW and 139Nm, using only 5.5 litres per 100km* when matched to the 6-speed SKYACTIV-Drive automatic transmission.



SKYACTIV-G 1.5L PETROL ENGINE (HIGH-SPEC)

The low-weight, low-friction and high-efficiency fundamentals of SKYACTIV-G petrol engine design result in sporty performance while minimising fuel use. The high-spec engine in Maxx and above models uses i-stop to save extra fuel by switching the engine off when you come to a standstill, restarting instantly as required. Its 4-2-1 exhaust layout helps produce 81kW of power and 141Nm of torque. Just 4.9 litres of fuel is used every 100km* when matched to the 6-speed SKYACTIV-Drive automatic transmission.



SKYACTIV-MT MANUAL TRANSMISSION

The 6-speed SKYACTIV-MT manual transmission delivers precise, sports car-style shifting through simplified design and a finely-honed mechanism. More compact and also much lighter than comparable transmissions, it significantly cuts internal friction to improve fuel economy.



SKYACTIV-DRIVE AUTOMATIC TRANSMISSION

Combines the best aspects of conventional automatic, continuously variable and dual clutch transmissions. The 6-speed SKYACTIV-Drive automatic transmission couples directly with the engine over a far wider range than other automatics for increased fuel economy and more direct power delivery. Shifts are quick and smooth.



SKYACTIV-BODY

New-generation design and materials maximise lightness and rigidity. Key joints are strengthened by advanced techniques requiring no heavy reinforcement. High and ultra-high tensile steel cuts weight and boosts strength. Despite being light, Mazda2 achieves outstanding collision performance.



SKYACTIV-CHASSIS

Every component has been optimised to build the sense of 'oneness' between car and driver. The lightweight front strut and rear torsion beam suspension uses firmer bushings and revised geometry for sporty agility with high levels of refinement. Electric power-assisted steering saves fuel, and also delivers quick handling underpinned by reassuring stability.

WELL CONNECTED

Wherever you take Mazda2, you're always in touch. MZD Connect gives you DAB+ digital radio and access to online content including social media feeds, internet radio and podcasts, simply by hooking up your compatible[§] smartphone (in Maxx and above). It all comes together on a central touch screen positioned to maintain focus on the road. Control everything from a central dial you don't even have to look at. For hands-free control, voice command makes it even easier to switch between audio and navigation modes (when equipped).

[§] Please check the compatibility of your Bluetooth® device (particularly your mobile phone) with the specific Mazda vehicle you intend to purchase, as not all devices operate correctly. Visit www.mazda.com.au/Bluetooth or consult your Mazda Dealer for further information.

[†] Driver-assistance features do not replace the driver's judgement and are not to be used in place of skilled and safe driving practices. It is the driver's sole responsibility to monitor vehicle surroundings and conditions and to comply with all applicable laws at all times.



MAPPED OUT

The 7-inch colour touch screen clearly displays satellite navigation. Be directed by spoken street names and advanced lane guidance. Standard on Genki and GT. Optional on Maxx.



DIAL IT UP

Dial through menus and functions with the rotary commander, designed for minimum distraction.[†] Standard on Maxx and above.





MORE THAN JUST GOOD LOOKS

Mazda2 is as switched on as it is stylish. In Genki and GT models, the full-colour Active Driving Display projects important driving information like current speed and navigation prompts into your line of sight for less-distracted driving†. Thoughtfully designed instruments keep you updated in real time with clear, centrally-located dials. All models feature Bluetooth® for hands-free phone§ communication and music streaming, along with an integrated USB port. Mazda2 is packed with clever thinking so you get more out of every drive.



GOOD CALL

Standard on all models, Bluetooth® allows you to make hands-free§ calls easily and safely. Audio controls are conveniently located on the steering wheel.

PLUG & PLAY

The built-in USB port allows audio playback from portable players or storage devices. Compatible devices will also charge while connected. Maxx and above come with twin USB ports.

† Driver-assistance features do not replace the driver's judgement and are not to be used in place of skilled and safe driving practices. It is the driver's sole responsibility to monitor vehicle surroundings and conditions and to comply with all applicable laws at all times.

§ Please check the compatibility of your Bluetooth® device (particularly your mobile phone) with the specific Mazda vehicle you intend to purchase, as not all devices operate correctly. Visit www.mazda.com.au/Bluetooth or consult your Mazda Dealer for further information.



GT Hatch in pure white leather.#



14 Neo Sedan in black cloth.



MORE CAPACITY FOR FUN

There's more room for fun in the versatile Mazda2. Both sedan and hatch models offer impressive storage capacity, with the sedan featuring even more cargo area. Split-folding seats open up the cabin for added luggage space, and smart storage design can be found in both hatch and sedan, accommodating everything from beverages and smartphones to luggage. Stow other personal items out of sight yet within easy reach thanks to integrated consoles and intelligently designed door panels.

Leather interior includes some Maztex material on selected high impact surfaces.



GT Hatch in Soul Red Metallic.

SWITCHED-ON SAFETY

When it comes to unexpected hazards, Mazda2 is ready to react. Powerful ABS brakes, SRS airbags and Dynamic Stability Control (DSC) are standard. DSC automatically maintains the vehicle's traction, braking the inner rear wheel to offset understeer (or the outer front wheel to combat oversteer). Traction Control System (TCS) also reduces torque to the driven wheels to minimise skidding. With control maintained, hazards can be steered around safely. Smart City Brake Support (Forward) is now standard across the range†. When starting on an incline, Hill Launch Assist (HLA) ensures you get a smooth uphill take-off.

† SCBS is a driver-assist technology and should not be used in place of skilled and safe driving practices. It is the driver's sole responsibility to monitor vehicle surroundings and conditions and to comply with all applicable laws at all times.



HELP RIGHT WHEN YOU NEED IT

In case of an unexpected hazard, Mazda2 is prepared. DSC acts instantly, braking the inner rear wheel to offset understeer (or outer front wheel to combat oversteer). The Traction Control System (TCS) also reduces torque to the driven wheels to minimise skidding. With control maintained, the hazard can be steered around.

STOPPING POWER

Stopping distance with EBA, ABS and EBD. Stopping distance with no assistance.

SMART CITY BRAKE SUPPORT FORWARD & REVERSE (SCBS-F&R)

Helps prevent, or lessen, low-speed impacts. SCBS assesses the possibility of a collision at forward speeds of 4-30km/h. If the system detects a high risk of impact, it issues warnings and either primes the brakes for faster response or applies them automatically. SCBS-F standard across the range, SCBS-R standard on Maxx and above.

G-VECTURING CONTROL (GVC)

By finely controlling engine torque based on the steering and accelerator inputs of the driver, G-Vectoring Control improves both handling for the driver and ride quality for the passengers through corners.



Neo Hatch in Aluminium Metallic.

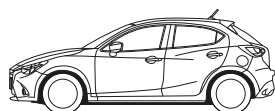
NEO FEATURES

- » 15-inch steel wheels
- » Headlamps (Halogen)
- » Power windows
- » Wipers (front) 2-speed with variable intermittent function
- » Power mirrors (body coloured, electric folding)
- » Seat trim: Black cloth
- » Front seats with: height adjustment (driver) and seat back pocket (passenger)
- » Rear seats with: 60/40 split fold backrest
- » Air-conditioning
- » Cruise control
- » Tilt and telescopic adjustable steering wheel
- » Trip computer
- » Vanity mirrors (front)
- » Audio system with: AM/FM tuner and 4 speakers
- » Auxiliary-audio input jack (3.5mm mini-stereo)
- » Bluetooth® hands-free phone and audio capability§
- » Steering wheel-mounted audio controls
- » USB-audio input port (iPod compatible)
- » Advanced keyless push-button engine start
- » Airbags SRS: front (driver and passenger), side (front) and curtain (front and rear)
- » Smart City Brake Support-Forward (SCBS-F)†
- » G-Vectoring Control (GVC)
- » Anti-lock Braking System (ABS)
- » Dynamic Stability Control (DSC)
- » Emergency Stop Signal (ESS)
- » Hill Launch Assist (HLA)
- » Parking sensors (rear)†

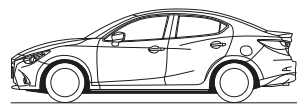
POWERTRAIN

SKYACTIV-G

- » 1.5 litre in-line 4 cylinder 16 valve DOHC S-VT petrol
- » Compression ratio: 12.0 : 1
- » Drivetrain: FWD
- » Max power: 79kW @ 6,000rpm
- » Max torque: 139Nm @ 4,000rpm
- » Fuel consumption (combined): 5.4L/100km* (man) or 5.5L/100km* (auto)
- » Transmission: 6-speed manual (SKYACTIV-MT) or 6-speed auto (SKYACTIV-Drive)



5-door hatch



4-door sedan

§ Please check the compatibility of your Bluetooth® device (particularly your mobile phone) with the specific Mazda vehicle you intend to purchase, as not all devices operate correctly. Visit www.mazda.com.au/Bluetooth or consult your Mazda Dealer for further information.

† SCBS-F and parking sensors are driver-assist technologies only and should not be used in place of skilled and safe driving practices. It is the driver's sole responsibility to monitor vehicle surroundings and conditions and comply with all applicable laws at all times.

* Combined fuel consumption figures are based on ADR 81/02 test results. They are useful in comparing the fuel consumption of different vehicles. They may not be the fuel consumption achieved in practice. This will depend on traffic, road conditions and how the vehicle is driven.



PERFECT PARKING

Take the guesswork out of reverse parking with warning tones that alert you to the proximity of obstacles.†



ALWAYS IN CONTROL

Smart City Brake Support (Forward) helps prevent or lessen low-speed collisions by applying the brakes if you don't.†



ON SONG

The 4-speaker audio system features a stylish compact display and USB playback along with Bluetooth® capability.† The steering wheel puts audio controls right to hand.



PRESS FOR POWER

Start the fun instantly with push-button engine ignition.

Mazda2

MAXX



Maxx Hatch in Dynamic Blue Mica.

MAXX FEATURES

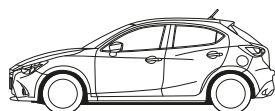
ADDITIONAL TO NEO

- » 15-inch alloy wheels
- » Leather-wrapped: gear shift knob, handbrake handle and steering wheel
- » DAB+ digital radio
- » 7-inch full-colour touch screen display (MZD Connect)
- » Audio system with: 6 speakers
- » Internet radio integration (Stitcher™ and Aha™)
- » Multifunction commander control
- » Radio Data System (RDS) program information
- » Reverse camera†
- » Smart City Brake Support-Reverse (SCBS-R)†
- » Satellite navigation available as an option‡

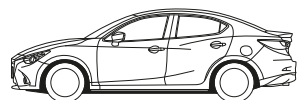
POWERTRAIN

SKYACTIV-G

- » 1.5 litre in-line 4 cylinder 16 valve DOHC S-VT petrol with i-stop
- » Compression ratio: 13.0 : 1
- » Drivetrain: FWD
- » Max power: 81kW @ 6,000rpm
- » Max torque: 141Nm @ 4,000rpm
- » Fuel consumption (combined): 5.2L/100km* (man) or 4.9L/100km* (auto)
- » Transmission: 6-speed manual (SKYACTIV-MT) or 6-speed auto (SKYACTIV-Drive)



5-door hatch



4-door sedan

‡ Sat Nav available as an optional Mazda genuine accessory.

§ Please check the compatibility of your Bluetooth® device (particularly your mobile phone) with the specific Mazda vehicle you intend to purchase as not all devices operate correctly. Visit www.mazda.com.au/Bluetooth or consult your Mazda Dealer for further information.

† SCBS-R and reverse camera are driver-assist technologies only and should not be used in place of skilled and safe driving practices. It is the driver's sole responsibility to monitor vehicle surroundings and conditions and comply with all applicable laws at all times.

* Combined fuel consumption figures are based on ADR 81/02 test results. They are useful in comparing the fuel consumption of different vehicles. They may not be the fuel consumption achieved in practice. This will depend on traffic, road conditions and how the vehicle is driven.



SPORTING ALLURE

15-inch alloy wheels add striking street presence while enhancing the superb handling of Mazda2.



ONLINE ON THE GO

Access your compatible smartphone's contacts, music and online feeds through MZD Connect, Mazda's advanced touch screen infotainment system.‡



REAR VISION

Reverse park your Mazda2 with confidence thanks to rear parking sensors and camera vision providing audio and visual guidance.†



ON THE DIAL

Multifunction commander allows control on the move with minimum distraction.



Genki Hatch in Eternal Blue Mica.

GENKI FEATURES

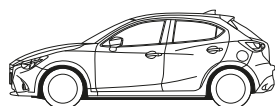
ADDITIONAL TO MAXX

- » 16-inch alloy wheels (gunmetal and machined)
- » Daytime running lamps (LED)
- » Power mirrors (body coloured, auto-folding)
- » Shark fin antenna
- » Exhaust extension (chrome)
- » Front fog-lamps (LED)
- » Front upper grille decoration (gunmetal)
- » Headlamps (LED)
- » Headlamps auto on/off function
- » Wipers (front) 2-speed with rain-sensing function
- » Active Driving Display[†]
- » Air-conditioning (climate control)
- » Satellite navigation
- » Blind Spot Monitoring (BSM)[†]
- » Rear Cross Traffic Alert (RCTA)[†]

POWERTRAIN

SKYACTIV-G

- » 1.5 litre in-line 4 cylinder 16 valve DOHC S-VT petrol with i-stop
- » Compression ratio: 13.0 : 1
- » Drivetrain: FWD
- » Max power: 81kW @ 6,000rpm
- » Max torque: 141Nm @ 4,000rpm
- » Fuel consumption (combined): 5.2L/100km* (man) or 4.9L/100km* (auto)
- » Transmission: 6-speed manual (SKYACTIV-MT) or 6-speed auto (SKYACTIV-Drive)



5-door hatch

[†] i-ACTIVSENSE, other safety technologies and driver-assistance features do not replace the driver's judgement, and should not be used in place of skilled and safe driving practices. It is the driver's sole responsibility to monitor vehicle surroundings and conditions and comply with all applicable laws at all times.

* Combined fuel consumption figures are based on ADR 81/02 test results. They are useful in comparing the fuel consumption of different vehicles. They may not be the fuel consumption achieved in practice. This will depend on traffic, road conditions and how the vehicle is driven.



ALLOY ATTRACTION

Enhance street presence with 16-inch gunmetal alloys featuring a machined face.



INFORMED DRIVING

Active Driving Display projects important driving info into your line of sight. Current speed, navigation prompts and safety warnings appear on-screen in full colour!



EXTRA SENSES

Blind Spot Monitoring scans the vehicle's blind spots for vehicles approaching from the rear, warning against hazardous lane changes with an LED icon and beeping alerts!



THAT'S BRILLIANT

Powerful automatic LED headlamps assess ambient light and switch on/off accordingly.



GT Hatch in Soul Red Metallic.

GT FEATURES

GT HATCH ADDITIONAL TO GENKI

- » 16-inch alloy wheels (bright silver and machined)
- » Centre console side panels: Soft-touch white with white stitch
- » Front door armrests: Soft-touch white with white stitch
- » Front door armrest panels: White coloured
- » Front decoration panel: Soft-touch white with white stitch
- » Louvre ring accent: Red coloured
- » Seat trim: Pure white leather[#] /black cloth

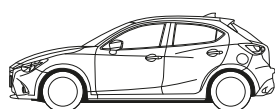
GT SEDAN ADDITIONAL TO MAXX

- » 16-inch alloy wheels (bright silver and machined)
- » Daytime running lamps (LED)
- » Power mirrors (body coloured, auto-folding)
- » Exhaust extension (chrome)
- » Front fog-lamps (LED)
- » Front upper grille decoration (gunmetal)
- » Headlamps (LED)
- » Headlamps auto on/off function
- » Wipers (front) 2-speed with rain-sensing function
- » Active Driving Display[†]
- » Air-conditioning (climate control)
- » Satellite navigation
- » Blind Spot Monitoring (BSM)[†]
- » Rear Cross Traffic Alert (RCTA)[†]
- » Centre console side panels: Soft-touch brown with grey stitch
- » Front door armrests: Soft-touch brown with grey stitch
- » Front door armrest panels: Brown coloured
- » Front decoration panel: Soft-touch brown with grey stitch
- » Louvre ring accent: Bronze coloured
- » Seat trim: Black leather[#] /synthetic suede

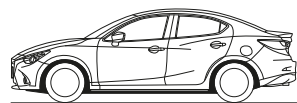
POWERTRAIN

SKYACTIV-G

- » 1.5 litre in-line 4 cylinder 16 valve DOHC S-VT petrol with i-stop
- » Compression ratio: 13.0 : 1
- » Drivetrain: FWD
- » Max power: 81kW @ 6,000rpm
- » Max torque: 141Nm @ 4,000rpm
- » Fuel consumption (combined): 5.2L/100km* (man) or 4.9L/100km* (auto)
- » Transmission: 6-speed manual (SKYACTIV-MT) or 6-speed auto (SKYACTIV-Drive)



5-door hatch



4-door sedan

[#] Leather interior includes some Maztex material on selected high-impact surfaces.

[†] i-ACTIVSENSE, other safety technologies and driver-assistance features do not replace the driver's judgement, and should not be used in place of skilled and safe driving practices. It is the driver's sole responsibility to monitor vehicle surroundings and conditions and comply with all applicable laws at all times.

* Combined fuel consumption figures are based on ADR 81/02 test results. They are useful in comparing the fuel consumption of different vehicles. They may not be the fuel consumption achieved in practice. This will depend on traffic, road conditions and how the vehicle is driven.



ART IN ALLOY

Striking 16-inch alloy wheels add even more dynamic style.



LEAD THE WAY

Reach new destinations confidently with Sat Nav guiding you from an easy-to-read colour display.



SUPPLE SURROUNDINGS

High quality craftsmanship envelops you in comfort, with every surface and trim finished with impressive detail. Black leather[#]/synthetic suede available on GT Sedan only.



GOT YOUR BACK

Rear Cross Traffic Alert (RCTA) warns you of approaching cars from either side of your vehicle as you reverse[†]

SPECIFICATIONS

| Powertrain | | 1.5L I4 Petrol (std-spec) | 1.5L I4 Petrol (high-spec) |
|------------------------------|-----------------------------|---|---|
| Bore and stroke (mm) | | 74.5 x 85.8 | 74.5 x 85.8 |
| Compression ratio | | 12.0 : 1 | 13.0 : 1 |
| Drivetrain | | FWD | FWD |
| Emissions standard | | Euro stage V | Euro stage V |
| Engine capacity (cc) | | 1,496 | 1,496 |
| Engine type | | 1.5 litre in-line 4 cylinder 16 valve DOHC S-VT petrol (SKYACTIV-G) | 1.5 litre in-line 4 cylinder 16 valve DOHC S-VT petrol (SKYACTIV-G) with i-stop |
| Fuel consumption (l/100km)*: | Combined (manual / auto) | 5.4 / 5.5 | 5.2 / 4.9 |
| | Extra urban (manual / auto) | 4.4 / 4.5 | 4.4 / 4.2 |
| | Urban (manual / auto) | 7.2 / 7.3 | 6.6 / 6.1 |
| Fuel system | | Electronic direct injection | Electronic direct injection |
| Fuel tank capacity (litres) | | 44 | 44 |
| Gear ratio - Manual / Auto: | 1st | 3.583 / 3.529 | 3.583 / 3.529 |
| | 2nd | 1.904 / 2.025 | 1.904 / 2.025 |
| | 3rd | 1.290 / 1.348 | 1.290 / 1.348 |
| | 4th | 0.972 / 1.000 | 0.972 / 1.000 |
| | 5th | 0.795 / 0.742 | 0.795 / 0.742 |
| | 6th | 0.645 / 0.594 | 0.645 / 0.594 |
| | Reverse | 3.454 / 2.994 | 3.454 / 2.994 |
| Final drive | | 4.105 / 4.319 | 4.388 / 4.319 |
| Maximum power (kW @ rpm) | | 79 @ 6,000 | 81 @ 6,000 |
| Maximum torque (Nm @ rpm) | | 139 @ 4,000 | 141 @ 4,000 |
| Recommended fuel | | Unleaded (91RON or higher) or E10 | Unleaded (91RON or higher) or E10 |
| Throttle control | | Electronic (drive-by-wire) | Electronic (drive-by-wire) |
| Transmission: | Manual | 6-speed SKYACTIV-MT | 6-speed SKYACTIV-MT |
| | Auto | 6-speed SKYACTIV-Drive | 6-speed SKYACTIV-Drive |

| Model Availability | | Neo | Maxx | Genki | GT |
|--------------------|---|-----|------|-------|----|
| Hatch: | 1.5L I4 Petrol (std-spec) / 6-speed Manual | ● | - | - | - |
| | 1.5L I4 Petrol (std-spec) / 6-speed Auto | ● | - | - | - |
| | 1.5L I4 Petrol (high-spec) / 6-speed Manual | - | ● | ● | ● |
| | 1.5L I4 Petrol (high-spec) / 6-speed Auto | - | ● | ● | ● |
| Sedan: | 1.5L I4 Petrol (std-spec) / 6-speed Manual | ● | - | - | - |
| | 1.5L I4 Petrol (std-spec) / 6-speed Auto | ● | - | - | - |
| | 1.5L I4 Petrol (high-spec) / 6-speed Manual | - | ● | - | ● |
| | 1.5L I4 Petrol (high-spec) / 6-speed Auto | - | ● | - | ● |

| Chassis | | Neo | Maxx | Genki | GT |
|---------------------------------|-------|--|------------|------------|------------|
| Brake diameter (mm): | Front | 258 | 258 | 258 | 258 |
| | Rear | 200 | 200 | 200 | 200 |
| Brake type: | Front | ----- Ventilated disc ----- | | | |
| | Rear | ----- Drum ----- | | | |
| Steering type | | ----- Electric power assist steering ----- | | | |
| Suspension: | Front | ----- MacPherson strut ----- | | | |
| | Rear | ----- Torsion beam ----- | | | |
| Turning circle kerb to kerb (m) | | 9.4 | 9.4 | 9.8 | 9.8 |
| Tyre size | | 185/65 R15 | 185/65 R15 | 185/60 R16 | 185/60 R16 |
| Tyre index | | 88T | 88T | 86H | 86H |
| Wheel size | | 15 x 5.5 J | 15 x 5.5 J | 16 x 5.5 J | 16 x 5.5 J |
| Wheel type | | Steel | Alloy | Alloy | Alloy |
| Tyre size (spare) | | ----- T125/70 D15 ----- | | | |
| Wheel size (spare) | | ----- 15 x 4.0T ----- | | | |
| Wheel type (spare) | | ----- Temporary (Steel) ----- | | | |

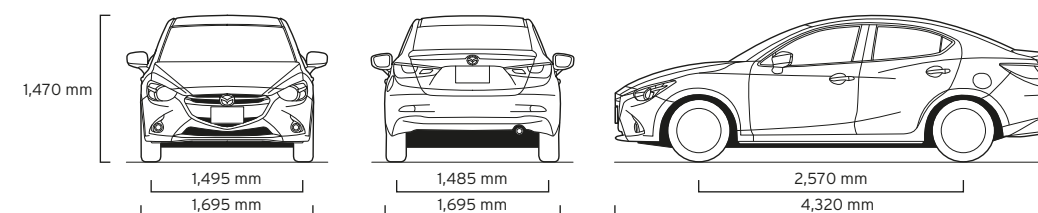
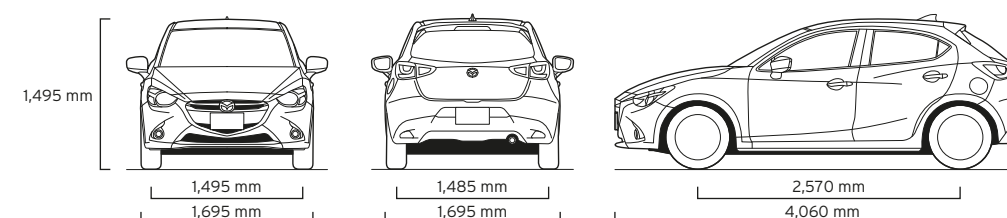
| Chassis and Powertrain Technologies | Neo | Maxx | Genki | GT |
|---|-----|------|-------|----|
| Automatic transmission drive selection | ● | ● | ● | ● |
| Automatic transmission kickdown switch | ● | ● | ● | ● |
| Electric power assist steering | ● | ● | ● | ● |
| Hill Launch Assist (HLA) | ● | ● | ● | ● |
| i-stop | - | ● | ● | ● |
| SKYACTIV-BODY | ● | ● | ● | ● |
| SKYACTIV-CHASSIS | ● | ● | ● | ● |
| SKYACTIV-VEHICLE DYNAMICS G-Vectoring Control (GVC) | ● | ● | ● | ● |

| Weights and Capacities | | Neo | Maxx | Genki | GT |
|------------------------------------|----------|-------|-------|-------|-------|
| Hatch | | | | | |
| Cargo room volume VDA (litres) | | 250 | 250 | 250 | 250 |
| Kerb weight (kg): | Manual | 1,028 | 1,038 | 1,038 | 1,038 |
| | Auto | 1,045 | 1,053 | 1,053 | 1,053 |
| Towing capacity [⌘] (kg): | Braked | 900 | 900 | 900 | 900 |
| | Unbraked | 500 | 500 | 500 | 500 |
| Tow ball download maximum (kg) | | 50 | 50 | 50 | 50 |

| Sedan | | | | | |
|--------------------------------|--------|-------|-------|---|-------|
| Cargo room volume VDA (litres) | | 440 | 440 | - | 440 |
| Kerb weight (kg): | Manual | 1,043 | 1,046 | - | 1,046 |
| | Auto | 1,067 | 1,076 | - | 1,076 |

| Dimensions | | Neo | Maxx | Genki | GT |
|---|-------|-------|-------|-------|-------|
| Hatch | | | | | |
| Ground clearance laden (mm) | | 143 | 143 | 143 | 143 |
| Ground clearance unladen (mm) | | 152 | 152 | 152 | 152 |
| Overall length (mm) | | 4,060 | 4,060 | 4,060 | 4,060 |
| Overall width (mm) | | 1,695 | 1,695 | 1,695 | 1,695 |
| Overall height (excluding antenna) (mm) | | 1,495 | 1,495 | 1,495 | 1,495 |
| Track (mm): | Front | 1,495 | 1,495 | 1,495 | 1,495 |
| | Rear | 1,485 | 1,485 | 1,485 | 1,485 |
| Wheelbase (mm) | | 2,570 | 2,570 | 2,570 | 2,570 |

| Sedan | | | | | |
|-------------------------------|-------|-------|-------|---|-------|
| Ground clearance laden (mm) | | 140 | 140 | - | 140 |
| Ground clearance unladen (mm) | | 150 | 150 | - | 150 |
| Overall length (mm) | | 4,320 | 4,320 | - | 4,320 |
| Overall width (mm) | | 1,695 | 1,695 | - | 1,695 |
| Overall height (mm) | | 1,470 | 1,470 | - | 1,470 |
| Track (mm): | Front | 1,495 | 1,495 | - | 1,495 |
| | Rear | 1,485 | 1,485 | - | 1,485 |
| Wheelbase (mm) | | 2,570 | 2,570 | - | 2,570 |



● = Standard, - = Not available

* Fuel consumption figures are based on ADR 81/02 test results. They are useful in comparing the fuel consumption of different vehicles. They may not be the fuel consumption achieved in practice. This will depend on traffic and road conditions and how the vehicle is driven.

⌘ When fitted with a Mazda Genuine Towing kit. Subject to State and Territory regulations.

SPECIFICATIONS

| Exterior | Neo | Maxx | Genki | GT |
|--|-----|------|-------|----|
| Daytime running lamps (LED) | - | - | ● | ● |
| Door handles (body coloured) | ● | ● | ● | ● |
| Exhaust extension (chrome) | - | - | ● | ● |
| Front and rear bumpers (body coloured) | ● | ● | ● | ● |
| Front fog-lamps (LED) | - | - | ● | ● |
| Front upper grille decoration (gunmetal) | - | - | ● | ● |
| Green-tinted windscreen, side and rear windows | ● | ● | ● | ● |
| Headlamps (Halogen) | ● | ● | - | - |
| Headlamps (LED) | - | - | ● | ● |
| Headlamps auto on/off function | - | - | ● | ● |
| Power mirrors (body coloured) | ● | ● | ● | ● |
| Power mirrors (electric folding) | ● | ● | - | - |
| Power mirrors (auto-folding) | - | - | ● | ● |
| Power windows | ● | ● | ● | ● |
| Shark fin antenna | - | - | ●* | ●* |
| Window demister (rear) | ● | ● | ● | ● |
| Wipers (front) 2-speed with rain-sensing function | - | - | ● | ● |
| Wipers (front) 2-speed with variable intermittent function | ● | ● | - | - |
| Wiper (rear) with intermittent function | ●* | ●* | ●* | ●* |

| Seats | Neo | Maxx | Genki | GT |
|---------------------------------|-----|------|-------|----|
| Hatch | | | | |
| Seat trim: | | | | |
| Black cloth | ● | ● | ● | - |
| Pure white leather#/black cloth | - | - | - | ● |
| Front seats with: | | | | |
| Adjustable head restraints | ● | ● | ● | ● |
| Height adjustment (driver) | ● | ● | ● | ● |
| Rake and slide adjustment | ● | ● | ● | ● |
| Seat back pocket (passenger) | ● | ● | ● | ● |
| Rear seats with: | | | | |
| 60/40 split-fold backrest | ● | ● | ● | ● |
| Adjustable head restraints | ● | ● | ● | ● |

| Sedan | Neo | Maxx | Genki | GT |
|--------------------------------|-----|------|-------|----|
| Seat trim: | | | | |
| Black cloth | ● | ● | - | - |
| Black leather#/synthetic suede | - | - | - | ● |
| Front seats with: | | | | |
| Adjustable head restraints | ● | ● | - | ● |
| Height adjustment (driver) | ● | ● | - | ● |
| Rake and slide adjustment | ● | ● | - | ● |
| Seat back pocket (passenger) | ● | ● | - | ● |
| Rear seats with: | | | | |
| 60/40 split-fold backrest | ● | ● | - | ● |
| Adjustable head restraints | ● | ● | - | ● |

| Infotainment | Neo | Maxx | Genki | GT |
|---|-----|------|-------|----|
| 7-inch full-colour touch screen display (MZD Connect) | - | ● | ● | ● |
| AM/FM tuner | ● | ● | ● | ● |
| Auxiliary-audio input jack (3.5mm mini-stereo) | ● | ● | ● | ● |
| Bluetooth® hands-free phone and audio capability§ | ● | ● | ● | ● |
| DAB+ digital radio | - | ● | ● | ● |
| Internet radio integration (Stitcher™ and Aha™) | - | ● | ● | ● |
| Multifunction commander control | - | ● | ● | ● |
| Radio Data System (RDS) program information | - | ● | ● | ● |
| Satellite navigation | - | ○ | ● | ● |
| Speakers (4) | ● | - | - | - |
| Speakers (6) | - | ● | ● | ● |
| Steering wheel-mounted audio controls | ● | ● | ● | ● |
| USB-audio input port (iPod compatible) | ● | ● | ● | ● |

| Interior | Neo | Maxx | Genki | GT |
|--|-----|------|-------|----|
| Active Driving Display | - | - | ● | ● |
| Air-conditioning | ● | ● | - | - |
| Air-conditioning (climate control) | - | - | ● | ● |
| Ambient temperature display | ● | ● | ● | ● |
| Critical function warning lights/chimes | ● | ● | ● | ● |
| Cruise control | ● | ● | ● | ● |
| Cupholders | ● | ● | ● | ● |
| Door bottle holders (front) | ● | ● | ● | ● |
| Glove box | ● | ● | ● | ● |
| Instrument panel light dimmer | ● | ● | ● | ● |
| Interior illumination: | | | | |
| Cargo room lamp | ● | ● | ● | ● |
| Entry system with delayed fade | ● | ● | ● | ● |
| Map reading spot lamps | ● | ● | ● | ● |
| Interior release for fuel filler door | ● | ● | ● | ● |
| Leather-wrapped: | | | | |
| Gear shift knob | - | ● | ● | ● |
| Handbrake handle | - | ● | ● | ● |
| Steering wheel | - | ● | ● | ● |
| One touch (up and down) power window (driver) | ● | ● | ● | ● |
| Tachometer and electronic odometer / tripmeter | ● | ● | ● | ● |
| Tilt and telescopic adjustable steering wheel | ● | ● | ● | ● |
| Trip computer | ● | ● | ● | ● |
| Vanity mirrors (front) | ● | ● | ● | ● |

| Safety and Security | Neo | Maxx | Genki | GT |
|--|-----|------|-------|----|
| Advanced keyless push-button engine start | ● | ● | ● | ● |
| Airbags SRS: | | | | |
| Front (driver and passenger) | ● | ● | ● | ● |
| Side (front) | ● | ● | ● | ● |
| Curtain (front and rear) | ● | ● | ● | ● |
| Anti-lock Braking System (ABS) | ● | ● | ● | ● |
| Blind Spot Monitoring (BSM) | - | - | ● | ● |
| Childproof rear door locks | ● | ● | ● | ● |
| Dynamic Stability Control (DSC) | ● | ● | ● | ● |
| Electronic Brake-force Distribution (EBD) | ● | ● | ● | ● |
| Emergency Brake Assist (EBA) | ● | ● | ● | ● |
| Emergency Stop Signal (ESS) | ● | ● | ● | ● |
| Engine immobiliser | ● | ● | ● | ● |
| High mount stop lamp | ● | ● | ● | ● |
| Hill Launch Assist (HLA) | ● | ● | ● | ● |
| ISOFIX child restraint anchor points and top tethers | ● | ● | ● | ● |
| Left-hand-side convex (wide angle) exterior mirror | ● | ● | ● | ● |
| Parking sensors (rear) | ● | ● | ● | ● |
| Rear Cross Traffic Alert (RCTA) | - | - | ● | ● |
| Remote central locking (2 transmitters) | ● | ● | ● | ● |
| Reverse camera | - | ● | ● | ● |
| Seat-belt warning (front and rear) | ● | ● | ● | ● |
| Seat-belts 3-point lap-sash (all seats) | ● | ● | ● | ● |
| Seat-belts (front) with pretensioners, load-limiters and height adjustable shoulder anchorages | ● | ● | ● | ● |
| Side impact door beams | ● | ● | ● | ● |
| Smart City Brake Support - Forward (SCBS-F) | ● | ● | ● | ● |
| Smart City Brake Support - Reverse (SCBS-R) | - | ● | ● | ● |
| Traction Control System (TCS) | ● | ● | ● | ● |
| *Triple H* safety construction with front and rear crumple zones | ● | ● | ● | ● |
| Whiplash-minimising front seats | ● | ● | ● | ● |

● = Standard, ○ = Option, ●* = Standard (Hatch only) - = Not available

Leather interior includes some Maztex material on selected high-impact surfaces.

§ Please check the compatibility of your Bluetooth® device (particularly your mobile phone) with the specific Mazda vehicle you intend to purchase as not all devices operate correctly. Visit www.mazda.com.au/Bluetooth or consult your Mazda Dealer for further information.

ENJOY MAZDA 2 WITH CONFIDENCE



REST ASSURED – YOUR WARRANTY

The quality built into Mazda2 is backed up by a 3-year, unlimited kilometre factory warranty and 6-year panel protection warranty.

MAINTAIN THAT ZOOM-ZOOM

Your Mazda2 deserves the best in care. Servicing with Mazda Service Select gives your car the advantage of factory trained Service Technicians and advanced computer diagnostic systems. As well as maintaining your Mazda in A1 condition, you'll also be protecting your vehicle's outstanding resale value.


HELP IS AT HAND – MAZDA ROADSIDE ASSISTANCE

Flat batteries, running out of fuel, flat tyres – everyone faces hiccups from time to time. When the unexpected happens, Mazda Roadside Assistance is there to keep you moving. You'll be covered 24 hours a day, 365 days a year, all round Australia. Better still, your Mazda will only be worked on by Mazda-approved technicians. Choose a Standard policy offering everything needed to get going again, or Premium with extras like accommodation, a rental car and vehicle recovery. Either can be purchased across the entire Mazda range. (Terms and conditions apply)



MAZDA 2 COLOUR AND TRIM

BODY COLOURS



Snowflake White Pearl Mica Aluminium Metallic ■ Dynamic Blue Mica Eternal Blue Mica ■ Soul Red Metallic*■



Deep Crimson Mica Meteor Grey Mica ■ Jet Black Mica

INTERIOR TRIMS



Black cloth Neo (Hatch and Sedan) Black cloth Maxx (Hatch) Black cloth Maxx (Sedan) Black cloth Genki (Hatch)



Black leather#/synthetic suede GT (Sedan) Pure white leather#/black cloth ■ GT (Hatch)

^ At extra cost.

■ Pure white leather/black cloth trim only available with Eternal Blue Mica, Soul Red Metallic, Meteor Grey Mica and Aluminium Metallic exterior colours.

Leather interior includes some Maztex material on selected high impact surfaces.

All care is taken to ensure the accuracy of this brochure at the time of publication. Specifications, features and model availability may vary from State to State and may change without notice. Please refer to mazda.com.au or consult your Mazda Dealer prior to placing an order to ascertain current information on model availability, specifications, options, features and prices. Mazda Australia Pty Ltd will not be liable for any loss arising from the information in this brochure, whether in negligence or otherwise. Mazda Australia Pty Ltd ABN 78 004 690 804. 211A Wellington Road, Mulgrave, Victoria 3170. iPod is a trademark of Apple Inc., registered in the U.S. and other countries. Due to the nature of the printing process, colours may vary from those shown in this brochure. Ask your Dealer to show you a product sample.

IMAGINATION DRIVES US



Facebook.com/
MazdaAus



YouTube.com/
ZoomZoom



Twitter.com/
MazdaAus



Instagram.com/
MazdaAus

Published August 2017. MAZ13342 126.010

For further information visit mazda.com.au or Freecall 1800 034 411

**MAZDA
GENUINE
ACCESSORIES**

MAZDA2



ZOOM-ZOOM



mazda

MAKE YOUR MAZDA EVEN MORE REWARDING

Mazda2 takes small-car style and sophistication to a higher level. With Mazda Genuine Accessories, the experience can be even more special. They let you add an individual touch, and protect your car's value too. They also give you great design and quality, plus the reassurance of a Mazda warranty. You can enjoy added Zoom-Zoom with Mazda Genuine Accessories.



CARGO TRAY (HATCH)

A tailor-fitted non-slip tray that shields the cargo floor from dirt, scratches and liquids. Also available for Sedan.



CARGO ORGANISER BOX

Prevent items from sliding around in the cargo area. Features moveable internal dividers, detachable lids and a securable base.



BOOT LIP PROTECTOR

Protect your rear bumper and boot lip from scratches and scuffs during loading and unloading.



MIRROR-INTEGRATED REVERSE PARKING CAMERA

Rear view mirror displays rear camera image on an integrated 4.3" LCD, which activates when reverse is selected. Screen brightness auto-adjusts to ambient light. (Neo only)




FRONT MUD GUARDS

Keep your Mazda's bodywork free of mud and grime.



REAR MUD GUARDS

Stop mud and road grime from collecting on the rear end of your car.




FEATURED HERE

- Alloy accelerator pedal
- Alloy brake pedal
- Alloy clutch pedal
- Alloy foot rest
- Floor mats
- Welcome illumination



FLOOR MATS

Protect your carpet with these high-quality, tailor-made branded floor mats. Fastening system enhances safety.



ARMREST CONSOLE

Add extra comfort and convenience with this centre armrest. Integrated inner console provides extra storage and keeps your belongings out of sight.

FEATURED HERE

- Bonnet protector
- Front mud guards
- Front parking sensors
- Headlight protectors
- Slimline weathershields





SATELLITE NAVIGATION

Be directed to your destination with ease. Maps appear on the easy-to-read 7-inch display. (Maxx only)



SAFETY PACK

Attract attention in an emergency situation and warn of hazards with this safety kit featuring lights, reflective vest and triangular road sign.



AUDIO RETRACTABLE LIGHTNING CABLE

Charge your iPhone, stream music and search through your playlists using your vehicle's audio controls.



AUDIO RETRACTABLE MICRO USB CABLE

Charge your Android phone and stream music through your vehicle's audio system.

ALSO AVAILABLE

- Alloy brake pedal (AT)
- Black wheel lock set
- Cargo tray (Sedan)
- Chrome wheel lock set
- Mazda retractable audio cable
- Rear seat entertainment holder for iPad®
- Safety pack
- Tow ball (Hatch only)
- Tow ball cover (Hatch only)
- Tow bar (Hatch only)

SEE THE FULL RANGE OF MAZDA GENUINE ACCESSORIES AT MAZDA.COM.AU

All care is taken to ensure the accuracy of this brochure and availability of vehicles and features at the time of publication, however, to the extent permitted by law, Mazda Australia Pty Ltd will not be liable for any loss suffered or incurred by a purchaser or prospective purchaser if the content is inaccurate or not up to date, or if it withdraws any vehicles or features referred to in the brochure from the market. Specifications, features and availability may vary from State to State and may change without notice. Please refer to mazda.com.au or consult your Mazda Dealer prior to placing an order to ascertain current information on availability, specifications, features and prices. ABN 78 004 690 804, 211A Wellington Road, Mulgrave, Victoria 3170. All Mazda Genuine Accessories fitted at the point of sale of a new Mazda passenger vehicle are covered under the Mazda 3-year/unlimited kilometre warranty. Mazda Genuine Accessories fitted after the sale of a new Mazda vehicle are covered by the Mazda 2-year or 40,000 kilometre warranty (whichever should occur first). iPhone is a trademark of Apple Inc., registered in the U.S. and other countries. Published June 2017. MAZ13257 126.011