

# KONA Electric.





## The new standard.



It's more important than ever to lead the industry to a greener future. Which is why we've been developing efficient electric motor systems, new ways to reduce emissions and improving sustainability for material sourcing, manufacturing and recycling.

Introducing our newest addition to the Kona family, the groundbreaking Kona Electric.

This impressive, 100% electric newcomer combines an exceptional driving range with comfort and style. Because nobody said eco-friendly motoring had to be boring.

**Kona Electric.**

# Safety matters.

There are two things we take very seriously: fun and safety.

It's fun to drive the Kona Electric, but it's also comforting to know Hyundai takes their commitment to safety seriously. The Kona Electric is made of ultra-high tensile strength steel and aluminium, and is fitted with some of the most advanced safety features.

A high-tech suite of Hyundai SmartSense™<sup>1</sup> features has been developed to help you be alert to and avoid any dangers on the road.

It includes: Blind-Spot Collision Warning (BCW), Driver Attention Warning (DAW), Forward Collision-Avoidance Assist (FCA), High Beam Assist (HBA)<sup>2</sup>, Lane Keeping Assist (LKA), Rear Cross-Traffic Collision Warning (RCCW) and Smart Cruise Control (SCC) with Stop and Go.



Rear view camera<sup>3</sup>

1. Hyundai SmartSense™ is a registered trademark of Hyundai Motor Company. Safety features are not a substitute for attentive driving.  
2. Only available on the Highlander variant.  
3. Highlander variant shown.



#### Driver Attention Warning (DAW)

Detects reckless or fatigued driving to help prevent potential accidents. If the system detects inattentive driving patterns, an audible sound and message on the display panel will bring this to the driver's attention.



#### Smart Cruise Control with Stop & Go (SCC)

Maintains the speed set by the driver while keeping a safe distance from the car in front. After stopping, if the car in front departs within 3 seconds, it automatically continues to control the speed and distance.



#### Blind-Spot Collision Warning (BCW)

When driving at a speed of above 30km/h the BCW function will alert the driver to vehicles that enter the blind spot, including during lane changes. If the driver proceeds to activate the corresponding indicator lights, a flashing visual warning is provided and an audible alert is sounded.



#### Forward Collision-Avoidance Assist (FCA)

Uses radar and camera data to automatically activate the brakes when it detects dangerous and sudden braking by the car ahead or movement of pedestrians on the road.

**Kona Electric.**



# Futuristic finish.

The Kona Electric is unlike any other drive. A progressive car like this truly deserves a modern, sophisticated exterior.

It's a uniquely styled SUV that flaunts a clean aerodynamic body, complemented with a closed radiator grille, for a smooth drive. It also features stacked top and bottom headlights and 17" alloy wheels that minimises wheel resistance.

With 6 vibrant exterior colours, the Kona Electric gives you the freedom to style your futuristic car your way. Exclusive to the Highlander it even offers a two-tone roof<sup>1</sup>, allowing you to mix and match between Chalk White, Phantom Black and Dark Knight.

This is all to make your drive look as great as it feels.



**Top:** Front grille  
**Bottom:** Stacked LED daytime running lights & headlights<sup>2</sup>

**Top:** Two-tone coloured roof<sup>1</sup>  
**Bottom:** Alloy wheels

1. Two-tone roof colours vary depending on exterior colour chosen. Only available on the Highlander variant as part of an option pack and is not available with the sunroof.  
2. Highlander variant shown.

# A modern world inside.

The Kona Electric doesn't just look good from the outside. Its interior speaks a luxurious combination of space, convenience and technology.

Switching between Drive, Neutral, Reverse and Park has never been easier. The button type shift-by-wire system is located right where you need it to be, conveniently within the bridge-type centre console. This particular console reflects a sophisticated, high-tech design to make your drive a comfortable one.

For further comfort, heated and cooling seats<sup>1</sup> are available for the driver and front passenger. When you're alone you have the option of driver only air conditioning and heating, which helps reduce energy consumption and increase efficiency.

Your cabin is like your second home so to help you feel settled in, you have the choice between two interior colours: black or stone-grey/blue. You can fill your stylish cabin with fresh air and light using the glass sunroof<sup>2</sup>, a great addition to any kind of road trip.

With its clean and simple design for maximum cabin comfort and convenience, the Kona Electric is ready for anything.



**Top:** Heated and air ventilated front seats<sup>1</sup>  
**Bottom:** Shift By Wire (SBW)



**Top:** Bridge-type centre console<sup>3</sup>  
**Bottom:** Two-tone interior (stone-grey/blue)<sup>4</sup>



Kona Electric.

1. Available on the Highlander variant.  
2. Available on the Highlander variant with body coloured roof.  
3. Highlander variant shown.  
4. Two-tone interior available depending on exterior colour chosen.



# Style meets tech.

Everything in the Kona Electric has been fitted to make your life easier and more fun.

The seamless multimedia touchscreen display includes Satellite Navigation<sup>1</sup>, Apple CarPlay™<sup>2</sup> and Android™ Auto<sup>3</sup> compatibility so you can access your phone, music and maps wherever you go. In front of you, a virtual cluster displays a range of computer information, a digital speedometer, and visual safety alerts from Hyundai SmartSense™<sup>4</sup>.

Gaze ahead and you'll find the Head-Up Display that is only exclusive to the Highlander variant. It is an advanced display system projecting key information like your speed and Sat Nav directions, helping you from getting distracted.

Worrying about a low battery is also in the past. You can recharge your smartphone with the wireless charging pad<sup>6</sup> located in the front centre console.

No matter where you look, the Kona Electric presents a host of advanced features to keep you connected.



**Top:** Head-Up Display (HUD)<sup>5</sup>  
**Bottom:** Seamless multimedia touchscreen<sup>7</sup>

**Top:** Wireless charging pad<sup>6</sup>  
**Bottom:** Virtual cluster

1. Available on Elite and Highlander variants. 2. **Apple CarPlay™** functionality requires software update. Apple CarPlay™ requires iPhone® 5 or subsequent model (lightning cable) in order to operate. Apple® and iPhone® are registered trademarks of Apple Inc. 3. **Android™ Auto:** Requires a device with Android 5.0 operating system or subsequent version, and USB cable in order to operate. Android is a trademark of Google Inc. 4. **Hyundai SmartSense™:** is a registered trademark of Hyundai Motor Company. Safety features are not a substitute for attentive driving. High Beam Assist available on the Highlander variant. 5. **Head-Up Display:** Only available on the Highlander variant. 6. **Wireless charging pad:** Requires a Qi-enabled smartphone or adaptor to operate. Only available on the Highlander variant. 7. Highlander variant shown.

# Charging made easy – at home or on the move.

Running on battery power, the Kona Electric is extremely cost-effective. With 3 easy ways to recharge, this efficient SUV leaves no room for doubt when it comes to driving long distance.

For convenience, LEDs beside the charge port show the battery status. The light surrounding the port turns green when it's charging and white once fully charged.



Charging unit sold separately.

## Charging on the move

## Charging at home



Home charging station.

The Delta In-Home charger is an optional accessory wall unit sold separately and is available to purchase from any Hyundai Blue-Drive dealership. This home charger improves charge times by utilising a high amperage power supply. It takes approximately 9 hours and 35 minutes for a full charge<sup>1</sup>.



DC fast charging station.

The Kona Electric is capable of utilising a commercial DC fast charging station with a maximum charging capacity of 100kW. It can recharge to 80% in 54 minutes<sup>2</sup> when connected to a 100kW DC station or in 75 minutes<sup>2</sup> when connected to a 50kW station. You can use your multimedia touchscreen to find the nearest DC fast charging station<sup>3</sup>.



Standard household socket charging.

Every Kona Electric comes with an In-Cable Control Box (ICCB). This emergency cable can be used to charge the car from a regular household 240V AC 3-prong power outlet, and takes approximately 28 hours for a full charge<sup>2</sup>.



Programmable charging.

The multimedia touchscreen includes a scheduled charging function so you can capitalise on off-peak electricity rates. It gives you complete control over when you charge and for how long. This way, you can manage your own time and budget. There's also the option to disable the function temporarily if needed.



DC Charger (CCS Combo 2)

Charging speed: Rapid  
Connection to car: CCS Combo 2  
Estimated charge times (to 80% charge)<sup>2</sup>:  
50kW: 54 minutes  
100kW: 75 minutes



AC Charger (Type 2)

Charging speed: Normal  
Connection to car: Type 2  
Estimated charge times:  
Approx. 9 hours 35 minutes (full 100% charge)<sup>1</sup>



AC Charger (Type 2)

Charging speed: Normal  
Connection to car: Type 2  
Estimated charge times:  
Approx. 9 hours 35 minutes (full 100% charge)<sup>1</sup>



Emergency Charging Cable

Charging speed: Trickle/Slow  
Connection to car: Type 2  
Estimated charge times:  
Approx. 28 hours (full 100% charge)<sup>2</sup>

1. Kona Electric boasts a charging rate up to 7.2kW that takes just 9 hours and 35 minutes to charge. Charging times may increase if peak charging rates are not achieved.  
2. Charging times may increase if peak charging rates are not achieved.  
3. For more information on public charging options go to [plugshare.com](http://plugshare.com)

\*Charging cables are sold separately excluding the emergency charging cable which comes standard in the boot.



150 Maximum Power (kW)  
 395 Maximum Torque (Nm)

# One powerful ride.

The Kona Electric is quiet and smooth but best of all, it's got exceptional performance and produces zero emissions.

Delivering the best driving range in its class, it's capable of approximately 449km<sup>1</sup> on one charge. You can start every journey with 395Nm of instant torque to get your adrenaline pumping. Combined with its aerodynamic body, the Kona Electric uses a high-efficiency power electric system and water-cooled battery to maximise driving range and performance. The water-cooled battery exchanges heat with the radiator and air conditioner to increase battery durability.

The integrated driving mode (ECO+) helps reduce energy consumption and may help to extend the driving range in an emergency. Other modes include ECO, Comfort and Sport – you're not restricted to one way of driving.

Using the paddle shifters on the steering wheel, you also have complete control over the level of regenerative braking. Regenerative braking allows drivers to charge their battery using kinetic energy collected whenever the brakes are applied or whilst the car is coasting.

The Kona Electric has exceptional noise vibration handling, making the car extremely quiet. That's why we have the Virtual Engine Sound System (VESS), a fun feature you can use to generate melodic driving sounds which also helps with pedestrian safety.

1. 449km: Figure based on WLTP (Worldwide Harmonised Light-Duty Vehicles Test Procedure) static laboratory combined average city and highway cycle test, which measure, energy consumption, range and emissions in passenger vehicles, designed to provide figures closer to real-world driving behaviour. Real life driving results will vary depending on a combination of driving style, type of journey, vehicle configuration, battery age and condition, use of vehicle features (such as heating and air conditioning), as well as operating, environmental and climate conditions.  
 2. Highlander variant shown.



Drive modes – Eco, ECO+, Comfort & Sport<sup>2</sup>



Paddle shifters – regenerative braking control

**Kona Electric.**





# Variants.

With 6 vibrant exterior colours, the Kona Electric gives you the freedom to style your futuristic car your way. Exclusive to the Highlander it even offers a two-tone roof<sup>1</sup>, allowing you to mix and match between Chalk White, Phantom Black and Dark Knight.



1. Two-tone roof colours vary depending on exterior colour chosen. Only available on the Highlander variant as part of an option pack and is not available with the sunroof. . 2. **Hyundai SmartSense™** is a registered trademark of Hyundai Motor Company. Safety features are not a substitute for attentive driving. High Beam Assist is only available on the Highlander variant. 3. **Apple CarPlay™** functionality requires software update. Apple CarPlay™ requires iPhone® 5 or subsequent model (lightning cable) in order to operate. Apple® and iPhone® are registered trademarks of Apple Inc. 4. **Android™ Auto:** Requires a device with Android 5.0 operating system or subsequent version, and USB cable in order to operate. Android is a trademark of Google Inc. 5. **Leather appointed** may contain elements of genuine leather, polyurethane leather (leather substitute) or man-made materials, or a combination thereof. 6. **Bluetooth®** is a registered trademark of Bluetooth SIG, Inc. Please check your Bluetooth® device's capabilities to ensure compatibility. 7. **Wireless charging pad:** Requires a Qi-enabled smartphone or adaptor to operate. 8. Available depending on exterior colour chosen. 9. Available on the Highlander variant with body coloured roof.

## Elite.

### Engine and transmission

64kWh electric motor  
64kWh Lithium-ion Polymer battery  
Single speed reduction gear

### Key specifications:

#### Safety

- 6 airbags
- Electronic Stability Control (ESC) including:
  - Anti-lock Braking System (ABS)
  - Brake Assist System (BAS)
  - Electronic Brakeforce Distribution (EBD)
  - Hill-start Assist Control (HAC)
  - Traction Control System (TCS)
  - Vehicle Stability Management (VSM)
- Hyundai SmartSense™<sup>2</sup> including:
  - Blind-Spot Collision Warning (BCW)
  - Driver Attention Warning (DAW)
  - Forward-Collision Avoidance Assist (FCA)
  - Lane Keeping Assist (LKA)
  - Rear Cross-Traffic Collision Warning (RCCW)
  - Smart Cruise Control (SCC) with Stop & Go
- Rear view camera
- Rear parking sensors
- Tyre Pressure Monitoring System (TPMS)

#### Interior and technology

- 8" touchscreen with Apple CarPlay™<sup>3</sup> and Android™ Auto<sup>4</sup> compatibility
- Satellite Navigation
- Infinity™ premium audio system
- Supervision cluster with 7" TFT colour LCD with trip computer & digital speedometer



- Leather appointed<sup>5</sup> interior - seats & steering wheel
- Bluetooth® connectivity<sup>6</sup>
- Shift By Wire (SBW)
- Paddle shifters - regenerative braking control
- Drive Modes - Eco, ECO+, Comfort & Sport
- Smart key with push button start
- Rear privacy glass
- Climate control - single zone with auto defog function
- Driver only air conditioning option
- Electronic Parking Brake (EPB)
- Rain sensing wipers
- Steering wheel mounted audio & phone controls

#### Exterior and technology

- 17" alloy wheels
- LED Daytime Running Lights (DRL)
- Roof rails
- Automatic dusk sensing headlights
- LED side repeaters
- Rear fog light
- Front grille upper garnish insert - satin silver
- Side garnish insert - satin silver
- Heated and power adjusted side mirrors
- Tailgate garnish insert - chrome



17" alloy wheels



Shift By Wire (SBW)



8" multimedia touchscreen



Two-tone interior<sup>8</sup>

## Highlander.

### Engine and transmission

64kWh electric motor  
64kWh Lithium-ion Polymer battery  
Single speed reduction gear

### Key specifications:

#### Safety

- High Beam Assist (HBA)
- Front parking sensors

#### Interior and technology

- Wireless charging pad<sup>7</sup>
- Head-Up Display (HUD)
- Glass sunroof<sup>9</sup>
- Heated & air ventilated front seats
- Heated steering wheel
- Power adjustable driver's seat - 10-way (including 2-way lumbar support)
- Power adjustable passenger's seat - 8-way



#### Exterior and technology

- Two tone roof<sup>1</sup>- Chalk White, Phantom Black & Dark Knight
- LED headlights
- Static bending lights
- LED rear combination lights



Head-Up Display (HUD)



Two-tone roof<sup>1</sup>



Wireless charging pad<sup>7</sup>




Heated and air ventilated front seats

# A colourful choice.

Your new Kona Electric should stand out. Since it's a vehicle you'll want to be seen in, we've developed an interior and exterior colour range that emphasises its characteristics.

KONA Electric interior



Black



Stone-grey/blue

Kona Electric colour availability by trim<sup>2</sup>

Model		Launch edition & Elite		Highlander	
Exterior / Interior		Black leather appointed <sup>1</sup> (TRY)	Stone-grey/Blue leather appointed <sup>1</sup> (SRX)	Black leather appointed <sup>1</sup> (TRY)	Stone-grey/Blue leather appointed <sup>1</sup> (SRX)
Chalk White (Metallic)	Body coloured roof	P6W	•	•	•
	Phantom Black roof	P61	-	•	•
Lake Silver (Mica/Metallic)	Body coloured roof	SS7	•	•	-
	Phantom Black roof	SS1	-	•	-
Galactic Grey (Mica)	Body coloured roof	R3G	•	•	•
	Chalk White roof	R33	-	•	•
Phantom Black (Mica)	Body coloured roof	MZH	•	•	-
	Dark Knight roof	MZ2	-	•	-
Pulse Red (Mica/Metallic)	Body coloured roof	Y2R	•	•	-
	Phantom Black roof	Y21	-	•	-
Ceramic Blue (Mica)	Body coloured roof	SU8	•	•	•
	Chalk White roof	SU3	-	•	•

1. Leather appointed may contain elements of genuine leather, polyurethane leather (leather substitute) or man-made materials, or a combination thereof.  
 2. Colours shown are indicative only and may vary due to the printing process. Premium paints are an additional cost.



Kona Electric.

# Hyundai Genuine Accessories.

The KONA Electric is an extension of your personality, and Hyundai Genuine Accessories<sup>1</sup> can help make it even more unique.

From roof racks to cargo liners, there's a suite of practical, and stylish Hyundai Genuine Accessories<sup>1</sup> to match.



Cargo organiser<sup>5</sup>



Tailored carpet floor mats



7-Pin Type 2 Cable<sup>9</sup>.

1. All Hyundai Genuine Accessories are subject to warranty conditions. See your nearest Hyundai Dealer or visit [www.hyundai.com.au](http://www.hyundai.com.au) for full warranty terms and usage recommendations.  
 2. Auxiliary cable not suitable for Apple® devices. 3. iPad® is a registered trademark of Apple Inc. The iPad® holder has been designed to hold iPad® models 1, 2, 3, 4 or Air securely. To ensure occupants are protected in the event of a collision, the screen protector must be fitted to the iPad® when in use. iPad® not included. 4. Only suitable for use with a retractable seatbelt. 5. Items shown in cargo organiser not included. 6. Load capacity = 75kg evenly distributed over 2 bars. Roof racks should be removed when not in use. 7. Requires fitment of roof racks at additional cost. 8. The product can only be installed by a licensed contractor, or a licensed electrician in accordance with all applicable state, local and national electrical codes and standards and in a location with non-restricted access. Before installing the product, please review the product manual carefully and consult with a licensed contractor or licensed electrician. Use appropriate protection when connecting to the main power distribution cable. 9. Only use the charging cable that is suitable for your electric vehicle. The manufacturer takes no responsibility for defects associated with a faulty charging unit or vehicle. Suitable for use indoors and outdoors, including in light rain conditions. Not suitable for use in other rain conditions. Do not submerge in water. Do not allow minors to operate. Please check compatibility with the supplier before using.



Genuine Accessories	Elite	Highlander
<b>Technology</b>		
Auxiliary cable <sup>2</sup>	•	•
iPad® holder <sup>3</sup>	•	•
<b>Interior</b>		
Tailored carpet floor mats (set of 4) – black stitching	•	•
Dash mat	•	•
Carpet cargo liner	•	•
Rubber cargo liner	•	•
Laser shades (rear, set of 2)	•	•
Fabric rear bumper protector	•	•
Portable cooler <sup>4</sup> (12 volt, 15 litre)	•	•
Cargo organiser <sup>5</sup>	•	•
Water resistant neoprene – seat cover (set of 2, front)	•	•
<b>Exterior</b>		
Tinted stylevisors (set of 4)	•	•
Paint protection film	•	•
<b>Styling</b>		
Interior footwell lighting - Front and Rear - blue	•	•
<b>Roof Racks and Lifestyle</b>		
Roof racks <sup>6</sup> – flush	•	•
Roof racks <sup>6</sup> – through bars	•	•
Roof mounted bike carrier (wheel off) <sup>7</sup>	•	•
Thule bike rack (wheel on) <sup>7</sup>	•	•
Roof mounted kayak holder <sup>7</sup>	•	•
Ski and snowboard carrier <sup>7</sup>	•	•
Surfboard carrier <sup>7</sup>	•	•
<b>Safety</b>		
First aid kit (4 Pocket)	•	•
<b>Charging</b>		
Delta In-Home Charger <sup>8</sup>	•	•
Emergency Cable <sup>9</sup>	•	•
7-Pin Type 2 Cable <sup>9</sup>	•	•

**Key:**  
 • = Available    – = Not available

**Kona Electric.**



# Hyundai Auto Link Premium.

Hyundai Auto Link Premium, standard across all variants, is a smartphone app that lets you stay connected to your Kona Electric. It uses a pre-installed module that connects the Kona Electric's computer to your mobile phone. You can also find the latest information on charging stations via the Hyundai Auto Link Premium app.

## Your drive, your way, made better.

- Allows remote engine start from smartphone.
- Allows cars' doors, lights and climate control to be handled remotely.
- Sets geo-fencing, guard mode (alert if vehicle is being tampered with) and valet mode.

## Become an economical driver.

- Keeps track of your driving habits and energy consumption on each trip.
- Presents vehicle health report and alerts you to any signs of faults.
- Remotely monitors your Kona Electric's health.
- Provides analytical information so you can get the most out of your Kona Electric.

For more information head to [www.hyundai.com.au/auto-link](http://www.hyundai.com.au/auto-link)

**1. Download app**  
from Apple Store or Google Play.

**2. Set up login**  
with your details and VIN for registration and validation.

\*\*\*\*

**3. Set up PIN**  
for access to remotely control car from your smartphone.

**4. Start driving**  
and enjoy the benefits of Hyundai Auto Link Premium.

Download the app for your iOS and Android device<sup>1</sup> today.

1. Device compatibility list can be found at [www.hyundai.com.au/owning/auto-link](http://www.hyundai.com.au/owning/auto-link). Use and availability of the Hyundai Auto Link Premium app may be subject to additional fees, terms and conditions. Find out more on [www.hyundai.com.au/owning/auto-link](http://www.hyundai.com.au/owning/auto-link). Some Hyundai Auto Link Premium services may not be fully available if the GPS system or other mobile device features are not working.

Hyundai Auto Link Premium	
Variant	Launch Edition, Elite & Highlander
<b>Status</b>	
Owner driving analysis (driving habits, scores)	•
Eco driving (energy efficiency rating, consumption) improvement status	•
Safe driving (rapid acceleration/hard braking) improvement status	•
Driving history (trip distance, travel time)	•
Vehicle health check (report on faults detected by type, time, date)	•
Tyre pressure and battery status	•
Vehicle charging status	•
Real-time weather (based on vehicle location)	•
<b>Search</b>	
Display of Hyundai Dealer Network (select preferred dealer)	•
Access Customer Care (user view FAQs)	•
Log private and business trips for record keeping purposes	•
Instant search (latest and pre-owned Hyundai vehicles at preferred dealer)	•
Vehicle's parked location on map (based on GPS)	•
Vehicle's parking time alert notification	•
Up-to-date location of EV charging stations	•
<b>Safety</b>	
Emergency assist (send alert messages to Customer Care or family/friends)	•
Accident assist (collect information for insurance in case of an accident)	•
Scheduled service (due/overdue) alert	•
Automatic RSA alert (send location in case of a breakdown)	•
Geo-fencing alert	•
Guard Mode (alert if vehicle is being tampered with)	•
Valet alert	•
<b>Sharing</b>	
Social sharing (best trips with family/friends on social media)	•
Share vehicle location to family/friends	•
<b>Remote Control</b>	
Remote door (lock/unlock) control	•
Remote warning lights (hazard) control	•
Remote horn control	•
Remote climate (including defroster) control	•

**Key:**  
• = Feature is available    - = Feature is not available

**Kona Electric.**

# Relax, we'll take it from here.

Owning a car should be an enjoyable, easy experience. So we built Hyundai iCare around that one simple idea and it's why comprehensive ownership benefits come standard with every one of our cars.

Our five-year, unlimited kilometre warranty<sup>1</sup> means you've got the freedom to go ahead and drive without having to keep an eye on the odometer.

Imagine knowing the maximum price of your next scheduled service, before pulling into the service centre. That's the advantage of our Lifetime Service Plan<sup>2</sup> – a clever Hyundai initiative that gives you transparency and peace of mind for the life of your car.

Since every new Hyundai is built to the highest standards, we've got the confidence to offer comprehensive

customer service without exception. And that includes Sat Nav Update Plan<sup>3</sup>, and a 24/7 Roadside Support Plan<sup>4</sup> for up to ten years when you service with us.

Servicing has never been easier or more convenient, with simple online bookings, fast 'while-you-wait' services, and a range of alternative transport options.

It's all designed to help you get the most out of your journey us.

The KONA Electric range comes with an 8-year/160,000km warranty (whichever occurs first)<sup>5</sup> on its lithium-ion polymer battery, giving you that peace of mind when you are driving your KONA Electric.

iCare



1. **5 year/unlimited km warranty:** Applies to new passenger vehicles used for private/domestic purposes. Excludes vehicles used at any time for "commercial application" as defined in the vehicle warranty policy, for which a 5 year/130,000km (whichever occurs first) warranty applies. Refer to full warranty terms & conditions for details and exclusions. 2. **Lifetime Service Plan:** For the benefit of Hyundai owners, Hyundai provides online quotes which specify the maximum price applicable for a vehicle's next scheduled maintenance service at a participating authorised Hyundai dealer and using genuine Hyundai parts (where required). Online quotes are available at [hyundai.com.au](http://hyundai.com.au), apply for a stated effective period only and may change after that effective period without notice. Standard scheduled maintenance services are of limited scope. The benefit of online quotes is available for all Hyundai vehicles, for their lifetime. 3. **Sat Nav Update Plan:** Maximum number of 9 updates delivered on an annual cycle which must be undertaken within 10 years of the vehicle's purchase. Complimentary map updates apply only if the vehicle completes a scheduled service at a participating Hyundai dealer. 4. **Roadside Support Plan:** Complimentary 12 months Roadside Support when you purchase a new Hyundai passenger vehicle (excluding rental buyers). Further Roadside Support extensions are available, each for 12 months from the date of a scheduled maintenance service at a participating authorised Hyundai dealer (unless vehicle is more than 108 months (9 years) from the original new car sale date, in which case entitlement to Roadside Support ends when vehicle reaches 120 months (10 years) from original new car sale date). 5. Covering defects in material and workmanship for the original vehicle battery.

Kona Electric.



## Big help, for little Aussies.

Every time a new car is sold at one of our Dealerships, both Hyundai and the Dealer will donate part of the sale price to Hyundai Help for Kids™\*

Hyundai Help for Kids™\* offers funding to child-focused organisations and charities working to improve the lives of children all over Australia – from supporting community initiatives, to providing much-needed medical equipment.

So when you buy a Hyundai, you're buying more than just a car. Together with Hyundai Help for Kids™\* you're empowering thousands of young Australians and giving them a better future.



\*Hyundai Help for Kids™ is a registered trademark of Hyundai Motor Company.


**Kona Electric.**

# Australia, in our DNA.

We're one of the biggest car manufacturers in the world – and one of the fastest growing global car brands.

We're also the only car company in the world producing its own steel, because we know the best steel makes for the strongest cars.

That's why we source the majority of our high quality iron ore from right here, in Australia's backyard. So now, when you buy a new Hyundai, you know you're driving a car that's directly connected to home.



**Kona Electric.**



Hyundai Kona Electric	
Motor	Electric Motor
Motor type	Permanent magnet synchronous motor
Configuration	Front mounted driving front wheels
Maximum power	150 kW
Maximum torque	395 Nm
Battery	Electric Motor
Battery type	Lithium-ion Polymer
Capacity	64.0 kWh
Voltage	356 V
On-board AC charger	Electric Motor
Charging capacity	7.2 kW
Standard charging time (240 V)	Approximately 9 hours 35 minutes
On-board DC fast charger	Electric Motor
Charging capacity	100 kW
50 kW fast charging time (up to 80%)	Approximately 75 minutes
100 kW fast charging time (up to 80%)	Approximately 54 minutes
On-board DC fast charger	Electric Motor
Type	In-cable control box (ICCB) with domestic 3-pin plug input
Output capacity	230 V, 10 A
Charging plug	Type 2 (IEC 62196-2 Type 2)
Transmission	Electric Motor
Reduction gear	Single speed reduction gear
Gear ratio	Reduction gear
Reduction gear	7.981
Motor/transmission availability	Electric Motor
	Reduction gear
Launch Edition	<div><ul style="list-style-type: none"><li><span></span></li></ul></div>
Elite	<div><ul style="list-style-type: none"><li><span></span></li></ul></div>
Highlander	<div><ul style="list-style-type: none"><li><span></span></li></ul></div>
Steering	
Type	Column mounted Motor Driven Power Steering (C-MDPS), rack & pinion
Minimum turning circle diameter between kerbs / walls	10.6 m
Number of steering wheel turns lock to lock	2.5
Suspension	Electric Motor
Front	MacPherson strut
Rear	Multi-link
Brakes	Electric Motor
	Automatic
System	Dual-diagonal, split circuit, power assisted with Electronic Brakeforce Distribution (EBD), Brake Assist System (BAS), and active hydraulic booster (regenerative braking)
Front brake type	Ventilated disc
Front disc dimensions	305 mm x 25 mm
Rear brake type	Solid disc
Rear disc dimensions	300 mm x 10 mm
Weight	Electric Motor
	Automatic
Kerb weight - lightest	1685 kg
Kerb weight - heaviest	1743 kg

<div><div><div><div><div><span></span></div></div></div><div><div><div><span></span></div></div><div><div><span></span></div></div></div><div><div><div><span></span></div></div><div><div><span></span></div></div></div><div><div><div><span></span></div></div><div><div><span></span></div></div></div></div></div>	
---	--

**Key:**  
    = Feature is available on trim
    = Feature is available on trim only as part of an option pack
    = Feature is not available on trim

Hyundai Kona Electric	
Weight	Electric Motor
	Automatic
Gross Vehicle Mass (GVM)	2180 kg
Permissible Axle Weight (PAW) - front	1100 kg
Permissible Axle Weight (PAW) - rear	1120 kg
Roof rack load limit	80 kg
Energy consumption*	Electric Motor
Electric driving efficiency - combined (Wh/km)	<sup>1</sup> 53 <sup>h</sup> (ADR 81/02 & NEDC standard) <sup>13</sup> 1 <sup>h</sup> (WLTP standard)
Electric range	557 km <sup>b</sup> (ADR 81/02 & NEDC standard) <span>Approximately 449 km<sup>c</sup> (WLTP standard)</span>

a. Based on Australian Design Rule 81/02 static laboratory combined average city and highway cycle test. Real world energy consumption will vary depending on a combination of driving habits, the condition of the vehicle, and other factors such as road, traffic and weather conditions. ADR 81/02 test results are meant for comparison purposes only.

b. Range based on Australian Design Rule 81/02 static laboratory combined average city and highway cycle test (same as NEDC defined by UNECE R101/01), and may not reflect real life driving results. Real life driving results will vary depending on a combination of driving style, type of journey, vehicle configuration, battery age and condition, use of vehicle features (such as heating and air conditioning), as well as operating, environmental and climate conditions. ADR 81/02 test results are meant for comparison purposes only.

c. Figure based on WLTP (Worldwide Harmonised Light-Duty Vehicles Test Procedure) static laboratory combined average city and highway cycle test, which measure, energy consumption, range and emissions in passenger vehicles, designed to provide figures closer to real-world driving behaviour. Real life driving results will vary depending on a combination of driving style, type of journey, vehicle configuration, battery age and condition, use of vehicle features (such as heating and air conditioning), as well as operating, environmental and climate conditions.

Dimensions			
Exterior			
Length	4180 mm		
Width	1800 mm		
Height (with roof rails)	1555 (1570) mm		
Wheelbase	2600 mm		
Wheel track - front / rear	1564 mm / 1575 mm		
Minimum ground clearance (based on kerb weight)	158 mm		
Approach / departure / ramp break over angle	16.6° / 32° / 14.6°		
Interior			
Head room front / rear (w/ Sunroof)	1005 (965) / 957 mm		
Leg room front / rear	1054 / 848 mm		
Shoulder room front / rear	1410 / 1385 mm		
Hip room front / rear	1355 / 1326 mm		
Cargo area - VDA (minimum / maximum)	332 L / 1114 L		

Wheels & tyres	Launch Edition	Elite	Highlander
Wheel type	Alloy	215/55 R17 9 Alloy 4V	Alloy
Wheel dimensions	17 x 7.0J +50	17 x 7.0J +50	17 x 7.0J +50
Tyre dimensions	215/55 R17 94V	215/55 R17 94V	215/55 R17 94V
Spare wheel type	Tyre mobility kit	Tyre mobility kit	Tyre mobility kit

Driving convenience	Launch Edition	Elite	Highlander
Electronic Parking Brake (EPB) (with auto hold function)	<div><ul style="list-style-type: none"><li><span></span></li></ul></div>	<div><ul style="list-style-type: none"><li><span></span></li></ul></div>	<div><ul style="list-style-type: none"><li><span></span></li></ul></div>
Hyundai Auto Link Premium	<div><ul style="list-style-type: none"><li><span></span></li></ul></div>	<div><ul style="list-style-type: none"><li><span></span></li></ul></div>	<div><ul style="list-style-type: none"><li><span></span></li></ul></div>
One touch turn signal - 3, 5, or 7 flashes	<div><ul style="list-style-type: none"><li><span></span></li></ul></div>	<div><ul style="list-style-type: none"><li><span></span></li></ul></div>	<div><ul style="list-style-type: none"><li><span></span></li></ul></div>
Rain sensing wipers	<div><ul style="list-style-type: none"><li><span></span></li></ul></div>	<div><ul style="list-style-type: none"><li><span></span></li></ul></div>	<div><ul style="list-style-type: none"><li><span></span></li></ul></div>
Rear wiper - 2-stage, with auto wipe on reverse	<div><ul style="list-style-type: none"><li><span></span></li></ul></div>	<div><ul style="list-style-type: none"><li><span></span></li></ul></div>	<div><ul style="list-style-type: none"><li><span></span></li></ul></div>
Smart Key with push button start	<div><ul style="list-style-type: none"><li><span></span></li></ul></div>	<div><ul style="list-style-type: none"><li><span></span></li></ul></div>	<div><ul style="list-style-type: none"><li><span></span></li></ul></div>
Steering wheel mounted controls - audio, phone, cruise control & trip computer	<div><ul style="list-style-type: none"><li><span></span></li></ul></div>	<div><ul style="list-style-type: none"><li><span></span></li></ul></div>	<div><ul style="list-style-type: none"><li><span></span></li></ul></div>
Tilt & telescopic steering column	<div><ul style="list-style-type: none"><li><span></span></li></ul></div>	<div><ul style="list-style-type: none"><li><span></span></li></ul></div>	<div><ul style="list-style-type: none"><li><span></span></li></ul></div>

Hyundai Kona Electric			
Driving engagement	Launch Edition	Elite	Highlander
Drive Mode - 3 settings (Eco, Eco+, Comfort, Sport)	<div><ul style="list-style-type: none"><li><span></span></li></ul></div>	<div><ul style="list-style-type: none"><li><span></span></li></ul></div>	<div><ul style="list-style-type: none"><li><span></span></li></ul></div>
Paddle shifters - regenerative braking control	<div><ul style="list-style-type: none"><li><span></span></li></ul></div>	<div><ul style="list-style-type: none"><li><span></span></li></ul></div>	<div><ul style="list-style-type: none"><li><span></span></li></ul></div>
Shift By Wire (SBW) - electronic gear shift buttons	<div><ul style="list-style-type: none"><li><span></span></li></ul></div>	<div><ul style="list-style-type: none"><li><span></span></li></ul></div>	<div><ul style="list-style-type: none"><li><span></span></li></ul></div>
Active safety	Launch Edition	Elite	Highlander
Electronic Stability Control (ESC) including;			
Anti-lock Braking System (ABS)	<div><ul style="list-style-type: none"><li><span></span></li></ul></div>	<div><ul style="list-style-type: none"><li><span></span></li></ul></div>	<div><ul style="list-style-type: none"><li><span></span></li></ul></div>
Brake Assist System (BAS)	<div><ul style="list-style-type: none"><li><span></span></li></ul></div>	<div><ul style="list-style-type: none"><li><span></span></li></ul></div>	<div><ul style="list-style-type: none"><li><span></span></li></ul></div>
Electronic Brakeforce Distribution (EBD)	<div><ul style="list-style-type: none"><li><span></span></li></ul></div>	<div><ul style="list-style-type: none"><li><span></span></li></ul></div>	<div><ul style="list-style-type: none"><li><span></span></li></ul></div>
Hill-start Assist Control (HAC)	<div><ul style="list-style-type: none"><li><span></span></li></ul></div>	<div><ul style="list-style-type: none"><li><span></span></li></ul></div>	<div><ul style="list-style-type: none"><li><span></span></li></ul></div>
Traction Control System (TCS)	<div><ul style="list-style-type: none"><li><span></span></li></ul></div>	<div><ul style="list-style-type: none"><li><span></span></li></ul></div>	<div><ul style="list-style-type: none"><li><span></span></li></ul></div>
Vehicle Stability Management (VSM)	<div><ul style="list-style-type: none"><li><span></span></li></ul></div>	<div><ul style="list-style-type: none"><li><span></span></li></ul></div>	<div><ul style="list-style-type: none"><li><span></span></li></ul></div>

Hyundai SmartSense™ including;			
Blind-Spot Collision Warning (BCW)	<div><ul style="list-style-type: none"><li><span></span></li></ul></div>	<div><ul style="list-style-type: none"><li><span></span></li></ul></div>	<div><ul style="list-style-type: none"><li><span></span></li></ul></div>
Driver Attention Warning (DAW)	<div><ul style="list-style-type: none"><li><span></span></li></ul></div>	<div><ul style="list-style-type: none"><li><span></span></li></ul></div>	<div><ul style="list-style-type: none"><li><span></span></li></ul></div>
Forward Collision-Avoidance Assist (FCA) - City/Urban/Interurban/Pedestrian	<div><ul style="list-style-type: none"><li><span></span></li></ul></div>	<div><ul style="list-style-type: none"><li><span></span></li></ul></div>	<div><ul style="list-style-type: none"><li><span></span></li></ul></div>
High Beam Assist (HBA)	-	-	<div><ul style="list-style-type: none"><li><span></span></li></ul></div>
Lane Keeping Assist - Line/Road-Edge (LKA-L/R)	<div><ul style="list-style-type: none"><li><span></span></li></ul></div>	<div><ul style="list-style-type: none"><li><span></span></li></ul></div>	<div><ul style="list-style-type: none"><li><span></span></li></ul></div>
Rear Cross-Traffic Collision Warning (RCCW)	<div><ul style="list-style-type: none"><li><span></span></li></ul></div>	<div><ul style="list-style-type: none"><li><span></span></li></ul></div>	<div><ul style="list-style-type: none"><li><span></span></li></ul></div>
Smart Cruise Control with Stop & Go (SCC w/ S&G)	<div><ul style="list-style-type: none"><li><span></span></li></ul></div>	<div><ul style="list-style-type: none"><li><span></span></li></ul></div>	<div><ul style="list-style-type: none"><li><span></span></li></ul></div>

Other features			
Parking Distance Warning-Front (PDW-F) - 4 sensors, with guidance display	-	-	<div><ul style="list-style-type: none"><li><span></span></li></ul></div>
Parking Distance Warning-Reverse (PDW-R) - 4 sensors, with guidance display	<div><ul style="list-style-type: none"><li><span></span></li></ul></div>	<div><ul style="list-style-type: none"><li><span></span></li></ul></div>	<div><ul style="list-style-type: none"><li><span></span></li></ul></div>
Rear view camera with dynamic guide lines	<div><ul style="list-style-type: none"><li><span></span></li></ul></div>	<div><ul style="list-style-type: none"><li><span></span></li></ul></div>	<div><ul style="list-style-type: none"><li><span></span></li></ul></div>
Tyre Pressure Monitoring System (TPMS) - individual tyre pressure readout	<div><ul style="list-style-type: none"><li><span></span></li></ul></div>	<div><ul style="list-style-type: none"><li><span></span></li></ul></div>	<div><ul style="list-style-type: none"><li><span></span></li></ul></div>

Passive safety	Launch Edition	Elite	Highlander
Airbags			
Front airbags - driver & front passenger	<div><ul style="list-style-type: none"><li><span></span></li></ul></div>	<div><ul style="list-style-type: none"><li><span></span></li></ul></div>	<div><ul style="list-style-type: none"><li><span></span></li></ul></div>
Side (thorax) airbags - driver & front passenger	<div><ul style="list-style-type: none"><li><span></span></li></ul></div>	<div><ul style="list-style-type: none"><li><span></span></li></ul></div>	<div><ul style="list-style-type: none"><li><span></span></li></ul></div>
Side curtain airbags - 1st & 2nd row	<div><ul style="list-style-type: none"><li><span></span></li></ul></div>	<div><ul style="list-style-type: none"><li><span></span></li></ul></div>	<div><ul style="list-style-type: none"><li><span></span></li></ul></div>
Doors			
Impact sensing auto door unlock	<div><ul style="list-style-type: none"><li><span></span></li></ul></div>	<div><ul style="list-style-type: none"><li><span></span></li></ul></div>	<div><ul style="list-style-type: none"><li><span></span></li></ul></div>
Rear door child safety locks	<div><ul style="list-style-type: none"><li><span></span></li></ul></div>	<div><ul style="list-style-type: none"><li><span></span></li></ul></div>	<div><ul style="list-style-type: none"><li><span></span></li></ul></div>
Seatbelts			
Pretensioners, load limiters & height adjustable upper mounts on front seat belts	<div><ul style="list-style-type: none"><li><span></span></li></ul></div>	<div><ul style="list-style-type: none"><li><span></span></li></ul></div>	<div><ul style="list-style-type: none"><li><span></span></li></ul></div>
Pretensioners & load limiters on rear (outboard) seat belts	<div><ul style="list-style-type: none"><li><span></span></li></ul></div>	<div><ul style="list-style-type: none"><li><span></span></li></ul></div>	<div><ul style="list-style-type: none"><li><span></span></li></ul></div>
Seat belt reminder - front & rear seatbelts	<div><ul style="list-style-type: none"><li><span></span></li></ul></div>	<div><ul style="list-style-type: none"><li><span></span></li></ul></div>	<div><ul style="list-style-type: none"><li><span></span></li></ul></div>
Seating			
Height adjustable front head restraints with tilt function	<div><ul style="list-style-type: none"><li><span></span></li></ul></div>	<div><ul style="list-style-type: none"><li><span></span></li></ul></div>	<div><ul style="list-style-type: none"><li><span></span></li></ul></div>
Height adjustable rear head restraints	<div><ul style="list-style-type: none"><li><span></span></li></ul></div>	<div><ul style="list-style-type: none"><li><span></span></li></ul></div>	<div><ul style="list-style-type: none"><li><span></span></li></ul></div>
ISOFIX child restraint anchors (rear outboard seats)	<div><ul style="list-style-type: none"><li><span></span></li></ul></div>	<div><ul style="list-style-type: none"><li><span></span></li></ul></div>	<div><ul style="list-style-type: none"><li><span></span></li></ul></div>
Top tether child restraint anchors (rear) - 3 anchors	<div><ul style="list-style-type: none"><li><span></span></li></ul></div>	<div><ul style="list-style-type: none"><li><span></span></li></ul></div>	<div><ul style="list-style-type: none"><li><span></span></li></ul></div>

**Notes:**  
1. **Apple CarPlay** requires iPhone 5 or subsequent model (lightning cable) in order to operate.
2. **Android Auto** requires a device with Android 5.0 operating system or subsequent version in order to operate.
3. Finishes specified as leather may contain elements of genuine leather, polyurethane leather (leather substitute) or man-made materials, or a combination thereof.
4. **Wireless charging** requires a Qi-enabled smartphone or adapter in order to operate.
5. Feature not available when Two-tone roof is optioned.
6. Feature is available on trim only as part of an option interior (stone grey/blue)

Hyundai Kona Electric			
Security	Launch Edition	Elite	Highlander
Security system			
Active lock/unlock operation (user configurable)	<div><ul style="list-style-type: none"><li><span></span></li></ul></div>	<div><ul style="list-style-type: none"><li><span></span></li></ul></div>	<div><ul style="list-style-type: none"><li><span></span></li></ul></div>
Anti-theft alarm	<div><ul style="list-style-type: none"><li><span></span></li></ul></div>	<div><ul style="list-style-type: none"><li><span></span></li></ul></div>	<div><ul style="list-style-type: none"><li><span></span></li></ul></div>
Central locking	<div><ul style="list-style-type: none"><li><span></span></li></ul></div>	<div><ul style="list-style-type: none"><li><span></span></li></ul></div>	<div><ul style="list-style-type: none"><li><span></span></li></ul></div>
Engine immobiliser	<div><ul style="list-style-type: none"><li><span></span></li></ul></div>	<div><ul style="list-style-type: none"><li><span></span></li></ul></div>	<div><ul style="list-style-type: none"><li><span></span></li></ul></div>
Remotes			
Keyless entry remote - 2x	-	-	-
Smart Key remote - 2x	<div><ul style="list-style-type: none"><li><span></span></li></ul></div>	<div><ul style="list-style-type: none"><li><span></span></li></ul></div>	<div><ul style="list-style-type: none"><li><span></span></li></ul></div>

Multimedia system	Launch Edition	Elite	Highlander
Functions			
Apple CarPlay <sup>1</sup> & Android Auto <sup>2</sup> compatibility	<div><ul style="list-style-type: none"><li><span></span></li></ul></div>	<div><ul style="list-style-type: none"><li><span></span></li></ul></div>	<div><ul style="list-style-type: none"><li><span></span></li></ul></div>
Bluetooth phone connectivity	<div><ul style="list-style-type: none"><li><span></span></li></ul></div>	<div><ul style="list-style-type: none"><li><span></span></li></ul></div>	<div><ul style="list-style-type: none"><li><span></span></li></ul></div>
Satellite navigation	-	<div><ul style="list-style-type: none"><li><span></span></li></ul></div>	<div><ul style="list-style-type: none"><li><span></span></li></ul></div>
SUNA™ Live Traffic Updates	-	<div><ul style="list-style-type: none"><li><span></span></li></ul></div>	<div><ul style="list-style-type: none"><li><span></span></li></ul></div>
Touch screen - 7" display	<div><ul style="list-style-type: none"><li><span></span></li></ul></div>	-	-
Touch screen - 8" display	-	<div><ul style="list-style-type: none"><li><span></span></li></ul></div>	<div><ul style="list-style-type: none"><li><span></span></li></ul></div>
Speakers			
Infinity™ premium audio system - 8 speakers with external amplifier	-	<div><ul style="list-style-type: none"><li><span></span></li></ul></div>	<div><ul style="list-style-type: none"><li><span></span></li></ul></div>
Audio/media sources			
AM/FM radio	<div><ul style="list-style-type: none"><li><span></span></li></ul></div>	<div><ul style="list-style-type: none"><li><span></span></li></ul></div>	<div><ul style="list-style-type: none"><li><span></span></li></ul></div>
Digital radio (DAB+)	-	<div><ul style="list-style-type: none"><li><span></span></li></ul></div>	<div><ul style="list-style-type: none"><li><span></span></li></ul></div>
Radio Data System (RDS)	<div><ul style="list-style-type: none"><li><span></span></li></ul></div>	<div><ul style="list-style-type: none"><li><span></span></li></ul></div>	<div><ul style="list-style-type: none"><li><span></span></li></ul></div>
AUX / USB audio input with iPod <sup>®</sup> compatibility	<div><ul style="list-style-type: none"><li><span></span></li></ul></div>	<div><ul style="list-style-type: none"><li><span></span></li></ul></div>	<div><ul style="list-style-type: none"><li><span></span></li></ul></div>
Bluetooth audio streaming	<div><ul style="list-style-type: none"><li><span></span></li></ul></div>	<div><ul style="list-style-type: none"><li><span></span></li></ul></div>	<div><ul style="list-style-type: none"><li><span></span></li></ul></div>

Occupant comfort & convenience	Launch Edition	Elite	Highlander
Upholstery/trim			
Leather <sup>3</sup> appointed interior - seats & steering wheel	<div><ul style="list-style-type: none"><li><span></span></li></ul></div>	<div><ul style="list-style-type: none"><li><span></span></li></ul></div>	<div><ul style="list-style-type: none"><li><span></span></li></ul></div>
Front seats			
Driver's seat - height adjustable	<div><ul style="list-style-type: none"><li><span></span></li></ul></div>	<div><ul style="list-style-type: none"><li><span></span></li></ul></div>	<div><ul style="list-style-type: none"><li><span></span></li></ul></div>
Driver's seat - power adjustable - 10-way (including 2-way lumbar support)	-	-	<div><ul style="list-style-type: none"><li><span></span></li></ul></div>
Passenger's seat - power adjustable - 8-way	-	-	<div><ul style="list-style-type: none"><li><span></span></li></ul></div>
Front centre console lower storage section - power outlets - 1 x 12V outlets	<div><ul style="list-style-type: none"><li><span></span></li></ul></div>	<div><ul style="list-style-type: none"><li><span></span></li></ul></div>	<div><ul style="list-style-type: none"><li><span></span></li></ul></div>
Front centre console lower storage section - USB power outlet	<div><ul style="list-style-type: none"><li><span></span></li></ul></div>	<div><ul style="list-style-type: none"><li><span></span></li></ul></div>	<div><ul style="list-style-type: none"><li><span></span></li></ul></div>
Front centre console - wireless charging pad (Qi standard) <sup>4</sup>	-	-	<div><ul style="list-style-type: none"><li><span></span></li></ul></div>
Grip handles - 1x (passenger)	<div><ul style="list-style-type: none"><li><span></span></li></ul></div>	<div><ul style="list-style-type: none"><li><span></span></li></ul></div>	<div><ul style="list-style-type: none"><li><span></span></li></ul></div>

Rear seats			
Centre fold down armrest	<div><ul style="list-style-type: none"><li><span></span></li></ul></div>	<div><ul style="list-style-type: none"><li><span></span></li></ul></div>	<div><ul style="list-style-type: none"><li><span></span></li></ul></div>
Grip handles - 2x	<div><ul style="list-style-type: none"><li><span></span></li></ul></div>	<div><ul style="list-style-type: none"><li><span></span></li></ul></div>	<div><ul style="list-style-type: none"><li><span></span></li></ul></div>

Windows/shades			
Glass sunroof - tilt and slide panel	-	-	<div><ul style="list-style-type: none"><li><span></span></li></ul></div> <sup>5</sup>
Power windows - front & rear	<div><ul style="list-style-type: none"><li><span></span></li></ul></div>	<div><ul style="list-style-type: none"><li><span></span></li></ul></div>	<div><ul style="list-style-type: none"><li><span></span></li></ul></div>
One touch window up & down function with anti-pinching safety feature - front windows	<div><ul style="list-style-type: none"><li><span></span></li></ul></div>	<div><ul style="list-style-type: none"><li><span></span></li></ul></div>	<div><ul style="list-style-type: none"><li><span></span></li></ul></div>
Solar control glass	<div><ul style="list-style-type: none"><li><span></span></li></ul></div>	<div><ul style="list-style-type: none"><li><span></span></li></ul></div>	<div><ul style="list-style-type: none"><li><span></span></li></ul></div>
Rear privacy glass	<div><ul style="list-style-type: none"><li><span></span></li></ul></div>	<div><ul style="list-style-type: none"><li><span></span></li></ul></div>	<div><ul style="list-style-type: none"><li><span></span></li></ul></div>
Sunvisor (extendable) - driver and front passenger	<div><ul style="list-style-type: none"><li><span></span></li></ul></div>	<div><ul style="list-style-type: none"><li><span></span></li></ul></div>	<div><ul style="list-style-type: none"><li><span></span></li></ul></div>

**Kona Electric.**

Hyundai Kona Electric			
Vision & sight	Launch Edition	Elite	Highlander
<b>Interior mirror</b>			
Electro-chromatic Mirror (ECM) - auto-dimming	-	-	•
<b>Exterior mirrors</b>			
Heated	•	•	•
Power adjustable	•	•	•
Power folding with auto fold function	•	•	•
<b>Instrument cluster/driving displays</b>			
Head-Up Display (HUD)	-	-	•
Supervision cluster - 7" TFT colour LCD with trip computer & digital speedometer	•	•	•
Ventilation & heating	Launch Edition	Elite	Highlander
<b>Air conditioning</b>			
Climate control - single zone with auto defog function	•	•	•
Manual controls	-	-	-
Cabin air filter	•	•	•
Cooling/heating vents - rear floor	•	•	•
<b>Front seats</b>			
Air ventilated front seats	-	-	•
Heated front seats	-	-	•
<b>Other features</b>			
Heated rear windshield	•	•	•
Heated steering wheel	-	-	•
Exterior styling	Launch Edition	Elite	Highlander
<b>Front</b>			
Front grille - body coloured	•	•	•
Front grille upper garnish insert - satin silver	•	•	•
<b>Side</b>			
Side garnish insert - satin silver	•	•	•
<b>Rear</b>			
Spoiler - roof colour matched, tailgate mounted	•	•	•
Skid plate - silver	•	•	•
Tailgate garnish insert - chrome	-	-	•
Interior styling	Launch Edition	Elite	Highlander
<b>Treatments</b>			
Cloth headlining	-	-	• <sup>5</sup>
Alloy effect finish (interior door handles, centre console and power window switches <sup>5</sup> )	•	•	•
Alloy effect inserts (steering wheel)	•	•	•
Alloy effect surrounds (HVAC dials and air vents)	•	•	•
Coloured stitching & piping - stone grey / blue (seats)	◦ <sup>6</sup>	◦ <sup>6</sup>	◦ <sup>6</sup>
<b>Materials</b>			
Premium materials - door centre trim	•	•	•
Lighting	Launch Edition	Elite	Highlander
<b>Exterior lighting - front</b>			
Daytime Running Lights (DRL) - LED	•	•	•
Headlight functions - automatic dusk sensing with escort and welcome	•	•	•
Headlight type - LED (low/high beam)	-	-	•

Key:  
• = Feature is available on trim   ◦ = Feature is available on trim only as part of an option pack   - = Feature is not available on trim


Hyundai Kona Electric			
Lighting	Launch Edition	Elite	Highlander
<b>Exterior lighting - front</b>			
Headlight type - projector beam	•	•	-
Positioning lights - LED	•	•	•
Static bending lights	-	-	•
<b>Exterior lighting - rear</b>			
Fog light	•	•	•
High Mount Stop Light (HMSL) - LED	•	•	•
Rear combination lights - LED (bulb indicator and reverse lights)	-	-	•
<b>Exterior lighting - others</b>			
Side repeaters - LED, integrated into side mirrors	•	•	•
<b>Interior lighting - front</b>			
Front room lights and map lights	•	•	-
Front room lights and map lights - LED	-	-	• <sup>5</sup>
Vanity mirror lights	•	•	•
<b>Interior lighting - rear</b>			
Centre room light	•	•	•
Centre room light - LED	-	-	• <sup>5</sup>
<b>Interior lighting - others</b>			
Cargo area light	•	•	-
Cargo area light - LED	-	-	• <sup>5</sup>
Interior light fade-out delay	•	•	•
Storage solutions	Launch Edition	Elite	Highlander
<b>Front seats</b>			
Cup holders - centre console	•	•	•
Front seat back pockets	•	•	•
Glovebox compartment	•	•	•
Retractable sunglasses compartment	•	•	•
Ticket holders - sunvisors (driver and front passenger)	•	•	•
<b>Rear seats</b>			
Coat hooks - 1x	•	•	•
Cup holders - armrest	•	•	•
Rear seating split folding - 60:40	•	•	•
<b>Boot/Luggage area</b>			
Bag hooks - 1x	•	•	•
Cargo shelf	•	•	•
Luggage compartment - 4x mounting points	•	•	•
Luggage net	•	•	•
Side storage recess - right side	•	-	-
<b>Others</b>			
Doors - map pockets and bottle bulges (front and rear)	•	•	•
Roof Rails	•	•	•
Option packages	Launch Edition	Elite	Highlander
<b>Two-Tone Roof pack</b>			
Chalk White, Dark Knight or Phantom Black two-tone roof and side mirrors	-	-	◦

Notes:  
1. **Apple CarPlay** requires iPhone 5 or subsequent model (lightning cable) in order to operate. 2. **Android Auto** requires a device with Android 5.0 operating system or subsequent version in order to operate. 3. Finishes specified as leather may contain elements of genuine leather, polyurethane leather (leather substitute) or man-made materials, or a combination thereof. 4. **Wireless charging** requires a Qi-enabled smartphone or adapter in order to operate. 5. Feature not available when Two-tone roof is optioned. 6. Feature is available on trim only as part of an option interior (stone grey/blue)



**Kona Electric.**

 Like us at [facebook.com/hyundaiaustralia](https://facebook.com/hyundaiaustralia)

 Follow us at [twitter.com/hyundaiaus](https://twitter.com/hyundaiaus)

**Hyundai Motor Company Australia**

394 Lane Cove Road, Macquarie Park, NSW Australia 2113

[www.hyundai.com.au](http://www.hyundai.com.au)

Hyundai Motor Company (HMC) and the Hyundai Motor Company Australia (HMCA) each reserve the right to alter vehicle specifications and equipment levels without notice. Some equipment featured on the cars in this brochure may not be available in Australia or may be optional. To the extent permitted by law, neither HMC nor HMCA shall be liable to any person as a result of reliance on the content of this brochure. Please consult your Hyundai Dealer for the latest specifications, equipment levels, options, prices, colours and vehicle availability. Metallic and mica paint are optional extras. Note: information in this brochure is current as at 18/03/19. Part No. OSEV0319B