

INTRODUCING NEXT-GEN MAZDA3  
**DRIVING IS BELIEVING**



ZOOM-ZOOM



MAZDA





## THE MOMENT THAT CHANGES EVERYTHING


Do you believe a car can be built for your head and your heart? After one drive you will. Next-Gen Mazda3 represents the beginning of a new era for Mazda. A car that takes every element of design, driving performance and technology beyond anything that's come before it.

In developing Next-Gen Mazda3 the design team sought to create an object of universal desire. The result is a vehicle that takes on two distinct characters; the sporty hatchback and elegant sedan. While taking on different outer forms, both vehicles share cutting edge Skyactiv Technology, along with the latest in safety, resulting in an unparalleled connection between the driver, car and road.




## THE FINE ART OF CAR DESIGN

Next-Gen Mazda3 takes the Kodo – Soul of Motion design philosophy to an exciting new level. The development team considered the way light and shadows shift over the body, to bring to life two entirely different body styles and personalities. The hatch delivers a sense of excitement and emotion, while the sedan offers a more elegant and refined silhouette that raises the standard of car design.







## BELIEVING BEAUTY COMES FROM SUBTRACTION

Every interior element of Next-Gen Mazda3 has been created with the intention to further strengthen the connection between car and driver. An approach of less is more, an ideal that is central to the further-evolved Kodo Design language, has been followed to create a cabin that's as beautiful as it is functional. A streamlined instrument panel and centre console are complemented by bold expressions of personality, like the newly developed Burgundy leather interior, exclusive to the hatch, which is designed for discerning tastes.



## CUTTING EDGE TECHNOLOGY

Every piece of technology within Next-Gen Mazda3 has been designed to provide drivers with confidence and ease of operation, while helping them enjoy their drive.

The Active Driving Display has been completely redesigned to present only the most relevant information, in a simpler fashion, allowing for a more effortless driving experience. The latest in connectivity, including a new Mazda Connect system, is displayed in stunning clarity via the 8.8-inch widescreen display, with Apple CarPlay® and Android® Auto as standard.







## THE EVOLUTION OF SAFETY

True peace of mind is at the forefront of Next-Gen Mazda3 with a number of key design upgrades and more safety features as standard across the range than ever before. A higher concentration of ultra-high tensile steel helps reinforce the chassis, while a newly developed knee airbag for the driver, designed to suppress forward motion, is not only a first for Mazda, but will come as standard equipment. Paired with the latest in safety technology, like Smart Brake Support (SBS), Lane-keep Assist (LAS), and Mazda Radar Cruise Control (MRCC), every grade of Next-Gen Mazda3 takes safety to another level.





## AN INTUITIVE EXPERIENCE

The choice of optional Vision Technology transforms your drive into a truly effortless one. Consisting of 5 intuitive features and available to all grades,<sup>^</sup> it includes a 360° View Monitor, for superior visibility during low speed manoeuvres. Cruising and Traffic Support (CTS), which assists with the accelerator, brake and steering while stuck in traffic. Driver Monitoring, which uses infrared cameras to detect driver drowsiness and deliver an alert when needed. Front Cross Traffic Alert (FCTA), which checks for approaching vehicles in blind spots at T-intersections, and Front Parking Sensors to help you handle parking with ease.



<sup>^</sup> Vision Technology is included in G25 Astina at no extra cost.





## BELIEVING IN A DRIVE LIKE NOTHING ELSE

Intensive human research and strict adherence to the philosophy of 'Jinba-ittai', the sense of car and driver as one, has created a driving experience that's truly next generation. The newly developed G-Vectoring Control Plus (GVC Plus) offers unprecedented levels of confidence-inspiring controllability in various situations such as high-speed lane changes and on slippery roads. While updated 2.0L and 2.5L Skyactiv-G petrol engines deliver dynamic performance and impressive fuel economy.





## INTRODUCING POLYMETAL GREY METALLIC

Fusing the hard appearance of metal with a glossy smoothness, the newly developed Polymetal Grey comes exclusive to the hatch and changes colour depending on the light, accentuating beautiful lines of the bodywork.

### BODY COLOURS



Snowflake White Pearl Mica ●

Sonic Silver Metallic ●

Polymetal Grey Metallic<sup>^†</sup> ●

Soul Red Crystal Metallic<sup>^</sup> ■


Machine Grey Metallic<sup>^</sup> ■ ●

Titanium Flash Mica ■

Deep Crystal Blue Mica ■ ●

Jet Black Mica ■ ●

### INTERIOR TRIMS



Black cloth (G20 Pure)

Black cloth (G20 Evolve and G25 Evolve)

Black leather (G20 Touring, G25 GT and G25 Astina)<sup>#</sup>

Pure white leather ■  
(G25 Astina Sedan only)<sup>#</sup>

Burgundy leather ●  
(G25 Astina Hatch only)<sup>#</sup>

<sup>^</sup> At extra cost.

<sup>†</sup> Hatch model only.

■ Pure white leather interior only available in sedan models with Soul Red Crystal Metallic, Machine Grey Metallic, Titanium Flash Mica, Deep Crystal Blue Mica and Jet Black Mica.

● Burgundy leather interior only available in hatch models with Snowflake White Pearl Mica, Sonic Silver Metallic, Polymetal Grey Metallic, Machine Grey Metallic, Deep Crystal Blue Mica and Jet Black Mica exterior colours.

<sup>#</sup> Leather interior includes some Maztex material on selected high-impact surfaces.



# SPECIFICATIONS

Powertrain	2.0L I4 Petrol	2.5L I4 Petrol
Bore and stroke (mm)	83.5 x 91.2	89.0 x 100.0
Compression ratio	13.0 : 1	13.0 : 1
Emissions standard	----- Euro stage 5 -----	
Engine capacity (cc)	1,998	2,488
Engine type	2.0 litre in-line 4 cylinder 16 valve DOHC S-VT petrol (Skyactiv-G) with i-stop	2.5 litre in-line 4 cylinder 16 valve DOHC S-VT petrol (Skyactiv-G) with i-stop and cylinder deactivation
Fuel consumption (l/100km)*: Manual (combined)	6.3 (sedan), 6.4 (hatch)	6.2 (sedan), 6.3 (hatch)
Fuel consumption (l/100km)*: Auto (combined)	6.1 (sedan), 6.2 (hatch)	6.5 (sedan), 6.6 (hatch)
Fuel system	----- Electronic direct injection -----	
Fuel tank capacity (litres)	----- 51 -----	
Maximum power (kW @ rpm)	114 kW @ 6,000 rpm	139 kW @ 6,000 rpm
Maximum torque (Nm @ rpm)	200 Nm @ 4,000 rpm	252 Nm @ 4,000 rpm
Recommended fuel	----- Unleaded or E10 (91RON or higher) -----	
Throttle control	----- Electronic (drive-by-wire) -----	
Transmission:	Manual	----- 6-speed Skyactiv-MT -----
	Auto	----- 6-speed Skyactiv-Drive -----

\* Fuel consumption figures are based on ADR 81/02 test results. They are useful in comparing the fuel consumption of different vehicles. They may not be the fuel consumption achieved in practice. This will depend on traffic and road conditions and how the vehicle is driven.



# SPECIFICATIONS

Model Availability		G20 Pure	G20 Evolve	G20 Touring	G25 Evolve	G25 GT	G25 Astina
Hatch:	2.0L I4 Petrol 6-speed Manual	●	●	●	—	—	—
	2.0L I4 Petrol 6-speed Auto	●	●	●	—	—	—
	2.5L I4 Petrol 6-speed Manual	—	—	—	●	●	●
	2.5L I4 Petrol 6-speed Auto	—	—	—	●	●	●
Sedan:	2.0L I4 Petrol 6-speed Manual	●	●	●	—	—	—
	2.0L I4 Petrol 6-speed Auto	●	●	●	—	—	—
	2.5L I4 Petrol 6-speed Manual	—	—	—	●	●	●
	2.5L I4 Petrol 6-speed Auto	—	—	—	●	●	●

● = Standard, — = Not available.



# SPECIFICATIONS

Chassis		G20 Pure	G20 Evolve	G20 Touring	G25 Evolve	G25 GT	G25 Astina
Active Air Shutter		—	—	—	●	●	●
Automatic transmission drive selection		●	●	●	●	●	●
Automatic transmission kickdown switch		●	●	●	●	●	●
Electric Parking Brake with Auto Hold		●	●	●	●	●	●
Electric power assist steering		●	●	●	●	●	●
Hill Launch Assist (HLA)		●	●	●	●	●	●
i-stop		●	●	●	●	●	●
Cylinder Deactivation		—	—	—	●	●	●
Skyactiv-Body		●	●	●	●	●	●
Skyactiv-Chassis		●	●	●	●	●	●
Skyactiv-Vehicle Dynamics G-Vectoring Control Plus (GVC-Plus)		●	●	●	●	●	●
Paddle shift gear control		—	●	●	●	●	●
Brake diameter (mm):	Front	----- 295 -----					
	Rear	----- 265 -----					
Brake type:	Front	----- Ventilated disc -----					
	Rear	----- Solid disc -----					
Steering type		----- Electric power assist steering -----					
Suspension:	Front	----- MacPherson strut -----					
	Rear	----- Torsion beam -----					
Tyre size		205/60R16	215/45R18	215/45R18	215/45R18	215/45R18	215/45R18
Tyre index		92V	89W	89W	89W	89W	89W
Wheel size		16x6.5J	18x7.0J	18x7.0J	18x7.0J	18x7.0J	18x7.0J
Wheel type		----- Alloy -----					
Tyre size (spare)		----- T125/70D16 -----					

● = Standard, — = Not available.



# SPECIFICATIONS

## Weights and Capacities

Hatch		G20 Pure	G20 Evolve	G20 Touring	G25 Evolve	G25 GT	G25 Astina
Cargo room volume VDA (litres)		295	295	295	295	295	295
Kerb weight (kg):	Manual	1317	1317	1317	1339	1339	1351
	Auto	1338	1338	1338	1368	1368	1380
Towing capacity <sup>†</sup> (kg):	Braked	1200	1200	1200	1200	1200	1200

## Weights and Capacities

Sedan		G20 Pure	G20 Evolve	G20 Touring	G25 Evolve	G25 GT	G25 Astina
Cargo room volume VDA (litres)		444	444	444	444	444	444
Kerb weight (kg):	Manual	1316	1316	1316	1350	1350	1362
	Auto	1339	1339	1339	1376	1376	1388
Towing capacity <sup>†</sup> (kg):	Braked	1200	1200	1200	1200	1200	1200

<sup>†</sup> Subject to State and Territory regulations.



# SPECIFICATIONS

<b>Dimensions</b>							
<b>Hatch</b>		<b>G20 Pure</b>	<b>G20 Evolve</b>	<b>G20 Touring</b>	<b>G25 Evolve</b>	<b>G25 GT</b>	<b>G25 Astina</b>
Ground clearance laden (mm)		150	150	150	150	150	150
Overall length (mm)		4460	4460	4460	4460	4460	4460
Overall width (mm)		1795	1795	1795	1795	1795	1795
Overall height (mm)		1435	1435	1435	1435	1435	1435
Track (mm):	Front	1570	1570	1570	1570	1570	1570
	Rear	1580	1580	1580	1580	1580	1580
Wheelbase (mm)		2725	2725	2725	2725	2725	2725

<b>Dimensions</b>							
<b>Sedan</b>		<b>G20 Pure</b>	<b>G20 Evolve</b>	<b>G20 Touring</b>	<b>G25 Evolve</b>	<b>G25 GT</b>	<b>G25 Astina</b>
Ground clearance laden (mm)		150	150	150	150	150	150
Overall length (mm)		4660	4660	4660	4660	4660	4660
Overall width (mm)		1795	1795	1795	1795	1795	1795
Overall height (mm)		1440	1440	1440	1440	1440	1440
Track (mm):	Front	1570	1570	1570	1570	1570	1570
	Rear	1580	1580	1580	1580	1580	1580
Wheelbase (mm)		2725	2725	2725	2725	2725	2725



# SPECIFICATIONS

Exterior	G20 Pure	G20 Evolve	G20 Touring	G25 Evolve	G25 GT	G25 Astina
Daytime running lamps (LED)	●	●	●	●	●	●
Exhaust extension (chrome)	●	●	●	●	●	●
Green-tinted windscreen, side and rear windows	●	●	●	●	●	●
Headlamps/Tail-lamps (LED)	●	●	●	●	●	●
Headlamps auto on/off function	●	●	●	●	●	●
Exterior mirror (driver side) with auto dimming function	—	—	●	●	●	●
Exterior mirrors with power adjustment	●	●	●	●	●	●
Exterior mirrors with auto folding function	●	●	●	●	●	●
Exterior mirrors with heating function	—	—	—	—	●	●
Power sliding and tilt glass sun-roof	—	—	—	—	—	●
Power windows with auto up/down (all windows)	●	●	●	●	●	●
Rear spoiler	●*	●*	●*	●	●	●
Wipers (front) 2-speed with rain-sensing function	●	●	●	●	●	●
Wiper (rear) with intermittent function	●*	●*	●*	●*	●*	●*

Seats	G20 Pure	G20 Evolve	G20 Touring	G25 Evolve	G25 GT	G25 Astina
Seat trim:	Black cloth	●	●	—	●	—
	Black leather <sup>#</sup>	—	—	●	—	●
	Pure white leather <sup>#^</sup>	—	—	—	—	○
	Burgundy leather <sup>#†</sup>	—	—	—	—	○
Front seats with:	10-way power adjustment (driver)	—	—	●	●	●
	Heating function	—	—	—	—	●
	Height adjustment (driver)	●	●	●	●	●
	Height adjustment (passenger)	—	●	●	●	●
	Lumbar adjustment (driver)	—	—	●	●	●
	Rake and slide adjustment	●	●	●	●	●
Rear seats with:	60/40 split fold backrest	●	●	●	●	●
	Centre fold down armrest	—	●	●	●	●

● = Standard, ●\* = Standard (Hatch only), ○ = Option, — = Not available.

# Leather interior includes some Maztex material on selected high impact surfaces.

^ Pure white leather only available in sedan models.

† Burgundy leather only available in hatch models.



# SPECIFICATIONS

Interior	G20 Pure	G20 Evolve	G20 Touring	G25 Evolve	G25 GT	G25 Astina
Active Driving Display	●	●	●	●	●	●
Air-conditioning	●	—	—	—	—	—
Air-conditioning (dual-zone climate control) with rear vents	—	●	●	●	●	●
Ambient temperature display	●	●	●	●	●	●
Cupholders	●	●	●	●	●	●
Door bottle holders (front and rear)	●	●	●	●	●	●
Electric Parking Brake with Auto Hold	●	●	●	●	●	●
Interior illumination:	Cargo room lamp	●	●	●	●	●
	Entry system with delayed fade	●	●	●	●	●
	Map reading spot lamps	●	●	●	●	●
Leather-wrapped:	Gear shift knob	—	●	●	●	●
	Steering wheel	—	●	●	●	●
Overhead sunglass storage box	—	●	●	●	●	●
Paddle shift gear control (auto only)	—	●	●	●	●	●
Mazda Radar Cruise Control (MRCC) with Stop & Go	●	●	●	●	●	●
Rear-view mirror with auto dimming function	—	●	●	●	●	●
Tilt and telescopic adjustable steering wheel	●	●	●	●	●	●
Trip Computer	●	●	●	●	●	●
Vanity mirrors (driver and passenger)	●	●	●	●	●	●
Vanity mirror illumination (driver and passenger)	—	—	●	—	●	●

● = Standard, — = Not available.



# SPECIFICATIONS

Infotainment	G20 Pure	G20 Evolve	G20 Touring	G25 Evolve	G25 GT	G25 Astina
8.8-inch widescreen display	●	●	●	●	●	●
AM/FM tuner	●	●	●	●	●	●
Apple CarPlay® and Android® Auto	●	●	●	●	●	●
Bluetooth® hands-free phone and audio capability§	●	●	●	●	●	●
DAB+ digital radio	●	●	●	●	●	●
Internet radio integration (Stitcher™ and Aha™)	●	●	●	●	●	●
Multi-function commander control	●	●	●	●	●	●
Premium Bose® amplifier and speakers	—	—	—	—	●	●
Radio Data System (RDS) program information	●	●	●	●	●	●
Satellite navigation	●	●	●	●	●	●
Speakers (8)	●	●	●	●	—	—
Speakers (12)	—	—	—	—	●	●
Steering wheel-mounted audio controls	●	●	●	●	●	●
USB-audio input port (iPod® compatible)	●	●	●	●	●	●

§ Please check the compatibility of your device (particularly your mobile phone) with your Mazda Dealer as not all devices support connectivity or use all available features.



# SPECIFICATIONS

Safety and Security	G20 Pure	G20 Evolve	G20 Touring	G25 Evolve	G25 GT	G25 Astina
360° View Monitor	○*	○*	○*	○*	○*	●
Adaptive LED Headlights (ALH)	—	—	—	—	—	●
Advanced keyless entry	—	—	●	●	●	●
Advanced keyless push-button engine start	●	●	●	●	●	●
Airbags SRS: Front (driver and passenger)	●	●	●	●	●	●
Side (front)	●	●	●	●	●	●
Curtain (front and rear)	●	●	●	●	●	●
Knee (driver)	●	●	●	●	●	●
Anti-lock Braking System (ABS)	●	●	●	●	●	●
Blind Spot Monitoring (BSM)	●	●	●	●	●	●
Cruising & Traffic Support (CTS)	○*	○*	○*	○*	○*	●
Driver Attention Alert (DAA)	●	●	●	●	●	●
Driver Monitoring	○*	○*	○*	○*	○*	●
Dynamic Stability Control (DSC)	●	●	●	●	●	●
Engine immobiliser	●	●	●	●	●	●
Forward Obstruction Warning (FOW)	●	●	●	●	●	●
Front Cross Traffic Alert (FCTA)	○*	○*	○*	○*	○*	●
G-Vectoring Control Plus (GVC-Plus)	●	●	●	●	●	●
High Beam Control (HBC)	●	●	●	●	●	●

● = Standard, ○ = Option, — = Not available.

\*Available as part of optional Vision Technology.



# SPECIFICATIONS

Safety and Security	G20 Pure	G20 Evolve	G20 Touring	G25 Evolve	G25 GT	G25 Astina
Hill Launch Assist (HLA)	●	●	●	●	●	●
ISOFIX child restraint anchor points and top tethers	●	●	●	●	●	●
Lane-keep Assist System (LAS)	●	●	●	●	●	●
Left-hand-side convex (wide angle) exterior mirror	●	●	●	●	●	●
Parking sensors (front)	○*	○*	○*	○*	○*	●
Parking sensors (rear)	●	●	●	●	●	●
Rear Cross Traffic Alert (RCTA)	●	●	●	●	●	●
Remote central locking (2 transmitters)	●	●	●	●	●	●
Reverse camera	●	●	●	●	●	●
Seat-belt warning (front and rear)	●	●	●	●	●	●
Seat-belts (front) with pretensioners, load-limiters and height adjustable shoulder anchorages	●	●	●	●	●	●
Smart Brake Support (SBS) with pedestrian and cycle detection	●	●	●	●	●	●
Smart Brake Support [Rear Crossing] (SBS-RC)	●	●	●	●	●	●
Smart Brake Support - Reverse (SBS-R)	●	●	●	●	●	●
Traction Control System (TCS)	●	●	●	●	●	●
Traffic Sign Recognition (TSR)	●	●	●	●	●	●
Tyre Pressure Monitoring System (TPMS)	●	●	●	●	●	●

● = Standard, ○ = Option, — = Not available.

\*Available as part of optional Vision Technology.





For further information, visit [mazda.com.au](http://mazda.com.au)  
or Freecall 1800 034 411

All care is taken to ensure the accuracy of this brochure and availability of vehicles and features at the time of publication, however, to the extent permitted by law, Mazda Australia Pty Ltd will not be liable for any loss suffered or incurred by a purchaser or prospective purchaser if the content is inaccurate or not up to date, or if it withdraws any vehicles or features referred to in the brochure from the market. Specifications, features and model availability may vary from state to state and may change without notice. Please refer to [mazda.com.au](http://mazda.com.au) or consult your Mazda Dealer prior to placing an order to ascertain current information on model availability, specifications, options, features and prices. Mazda Australia Pty Ltd ABN 78 004 690 804. 211A Wellington Road, Mulgrave, Victoria 3170. iPod is a trademark of Apple Inc., registered in the US and other countries. Due to the nature of the printing process, colours may vary from those shown in this brochure. Ask your Dealer to show you a product sample. Published February 2019. MAZ13829 129.633