



RENAULT
PRO+

Renault KANGOO Z.E.



ZE



Your needs evolve. The Kangoo Z.E. does, too.

The New Kangoo Z.E. has a range of 264km NEDC* (or 200km in real conditions in delivery cycle**), the market's biggest for electric vans.

*NEDC: New European Driving Cycle (European measurement standard for emissions and consumption).

**Delivery cycle: Average of 45km/h in cities, suburbs, and motorways (car stopped 14% of time during rounds).



High-tech tools

Bluetooth® connectivity and USB port, reversing camera, the smart Renault R-Link Evolution navigation system... a range of tools that make your work, and your life, easier. Plan your route, listen to your favourite music, and download apps via the R-Link Store (news, email, social networks)*.

*Data connection for apps required.



Simplified delivery



At the core of your daily concerns is the efficiency of your journeys and deliveries. Kangoo Z.E. is equipped with high performance navigation technology: locate your destination accurately with Renault R-Link, check your driving range, and give notice of your arrival in hands-free mode. The sliding side doors and the 180°-opening asymmetrical rear doors ensure easy access for loading. With Kangoo Z.E., you can load up to 4.6m³* of goods and obtain a payload of 650kg as standard. Open, load, locate, unload... Efficient deliveries guaranteed.

* With pivoting partition and passenger seat folded down.







Innovative convenience

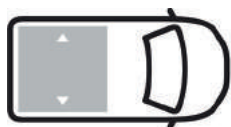
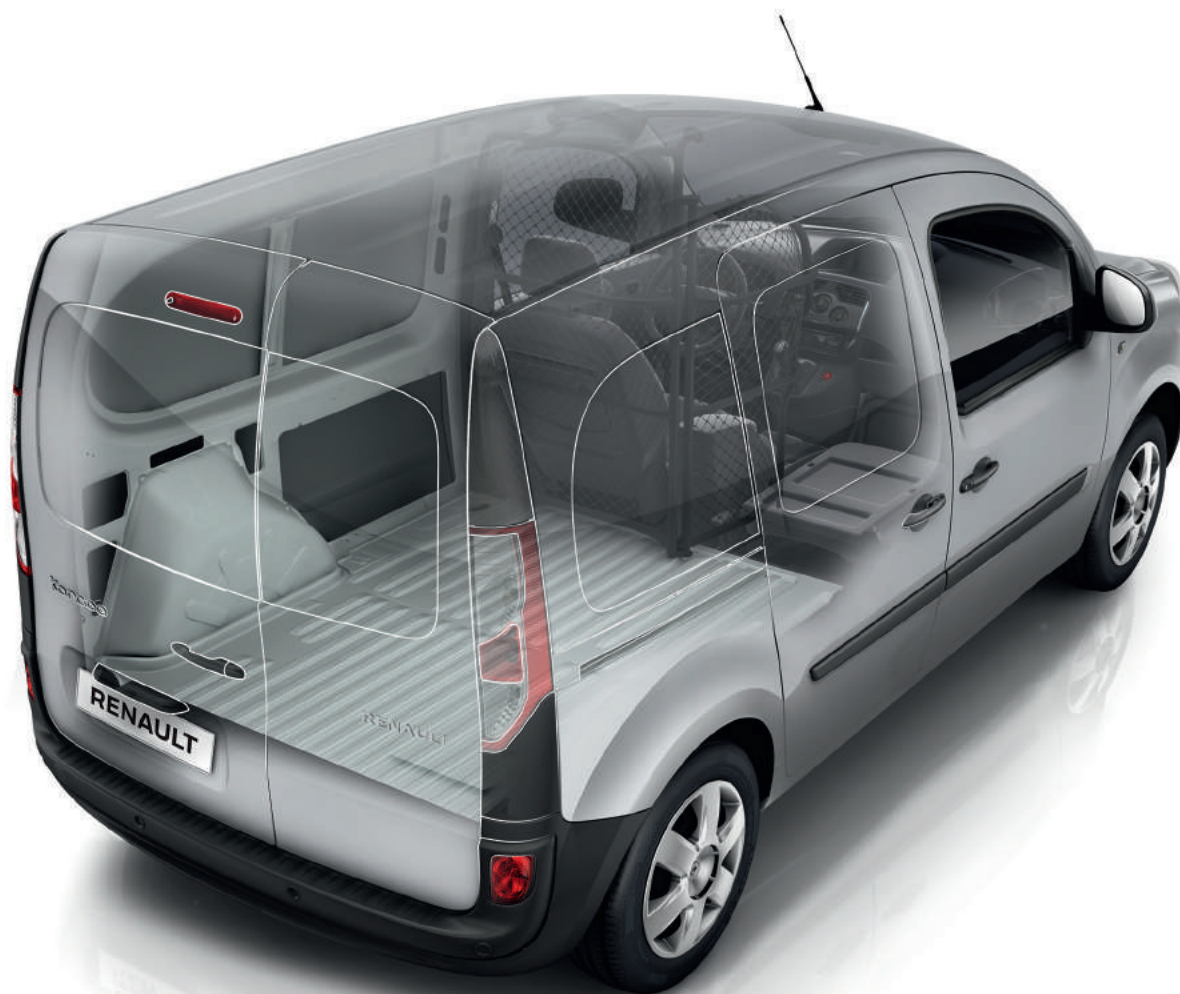
A pioneer, leader* and image statement, New Kangoo Z.E. embodies your commitment to the planet and substantially shrinks your company's carbon footprint. Kangoo Z.E. has a payload of up to 650kg, within a usable volume of up to 4.6m³. With its 180°-opening rear doors and a load length of up to 2.89m, Kangoo opens up new horizons.

*European leader of electric van.

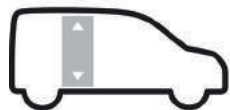


Renault Kangoo Z.E. under the X-ray

Instant pulling power, silence and the simplicity of never having to change gear. New Kangoo Z.E. is a pleasure to drive and is 100% electric.



Effective width
up to 1.22m



Useful height
up to 1.25m



Effective length
up to 2.89m



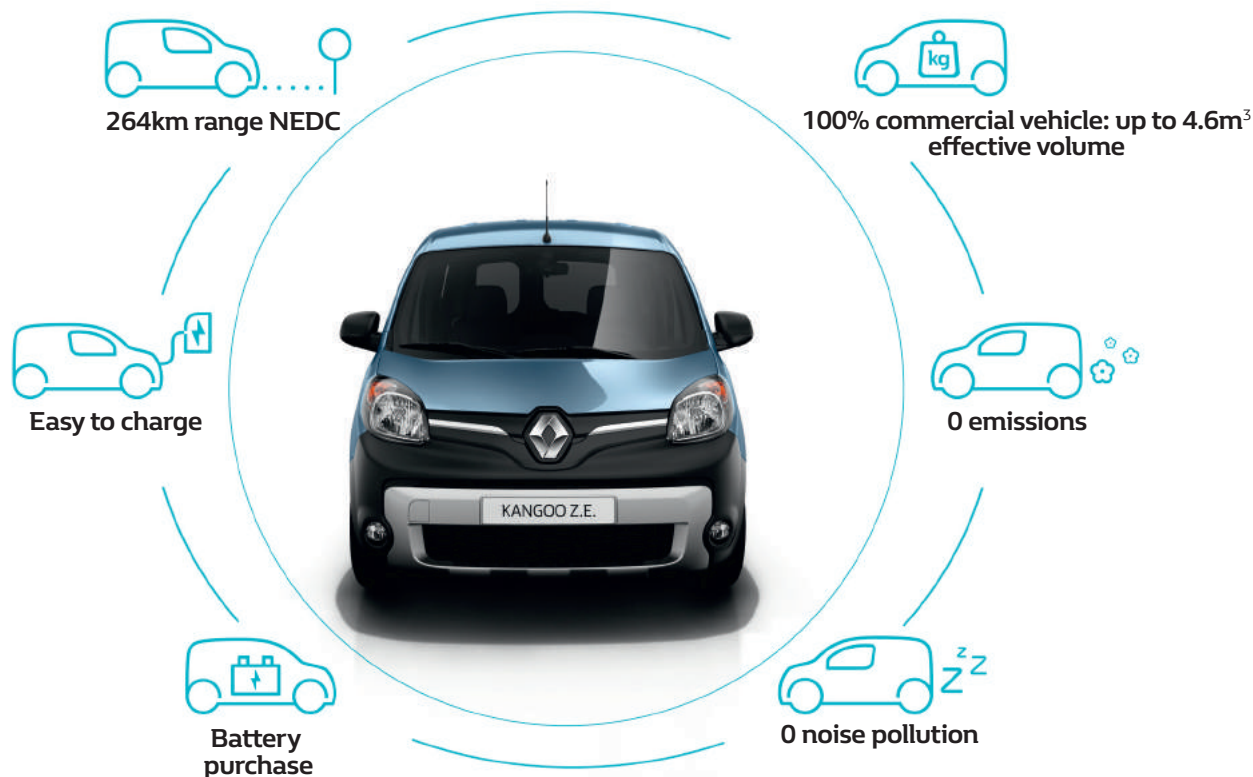
Effective volume
up to 4.6m³



Maximum
up to 650kg

New KANGOO Z.E.:

4 innovative developments for record-breaking range




To go even further, New Kangoo Z.E boasts a Z.E 33 (33kWh) battery, hooked up to an energy efficient 44kW motor for a range of 264km NEDC⁽¹⁾, or 120-200km depending on ambient temperature, in real-usage delivery cycle conditions⁽²⁾.

The new 7kW charger achieves full charge in 6 hours, and one hour of charging is enough to drive 35km.

Another novelty for electrical commercial vehicles: the heat pump, connected to the air-conditioning system, provides unparalleled thermal comfort without taking away from your range.

New Kangoo Z.E. Technology benefiting range



1) Regenerative braking: the battery recharges when you take your foot off the accelerator or when you press on the brake.

2) Heat pump: connected to the air-conditioning system, it generates heat or cools the passenger compartment. Operating as a reversible air-conditioning system, it provides these two services without eating into your range.

3) Energy range indicator: located on the dashboard, this instrument tells you if you are currently using or recovering energy.

4) Eco mode: activate Eco mode to restrict the engine and drive longer.

5) Thermal pre-conditioning: programme the heating or cooling while your New Kangoo Z.E. is charging. The energy used will not be taken from the battery.

6) New 7 kW charger: get 35km range in one hour of charging with a Wallbox 32A/7.4kW (in warm weather).

New Kangoo Z.E. Recharge your batteries



With a Wallbox (32A/230V/7.4kW)

When you place your order for your Kangoo Z.E., you will be put in touch with a certified Z.E. Ready* professional who will install your Wallbox, the home or company charging unit that will fully charge your battery in 6 hours.



Public chargers (7kW to 43kW)

Simply plug your New Kangoo Z.E. into a public charging terminal in shopping centre car parks, Renault Z.E. dealerships, etc. And why not charge up to 35km of range during your lunch hour at a 32A/230V 7kW terminal?

*Z.E. Ready: Z.E. Ready is a trademark registered by Renault that applies to equipment installed to charge electric vehicles in the Z.E. range. To be authorized to use the Z.E. Ready certification, Renault's partners must comply with a list of technical specifications and the Z.E. Ready qualification process, and carry out compliance tests. The current version is Z.E. Ready 1.4. To learn more about our standards, certified partners, and qualification process, visit www.lcie.com.



Safety for all

Renault's responsible vision involves providing you and your employees with effective passive and active safety systems. With the Electronic Stability Control (ESC) system, Hill Start Assist, Kangoo Z.E. goes even further and provides its professional users with the highest level of safety.



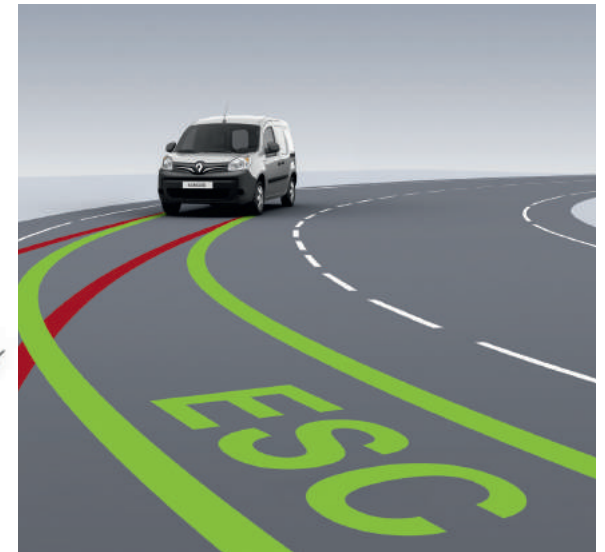
Protection of the vehicle's occupants

Front airbags, side head-/chest-level airbags, programmed restraint seat belts with pretensioners and force limiters.



Hill Start Assist

Hill Start Assist makes it easy to start on a slope.



Electronic Stability Control (ESC)

This new generation combines the traction control system (ASR) and Understeer Control Logic (UCL) with Hill Start Assist.



Carlab

Chromo zone The colours available

Creative workshop Interior trim and essential equipment

Engine and Dimensions Technical specifications

Options The options that meet your needs

Accessories The essential features

Equipment and options The full table to guide you in your choice

Chromo zone



Mineral White (S)



Jet Black (S)



Cosmic Grey (M)



Star Blue (MP)

Creative workshop

KANGOO Z.E.



Overseas model shown

Standard Equipment

- ABS (Anti-lock Braking System) and EBA (Emergency Brake Assist)
- Front and Side driver and passenger airbags
- Reverse parking sensors
- Cruise control and speed limiter
- Air-con with heat pump
- Special Z.E. instrument panel with energy gauge
- Solid steel bulkhead
- Passenger compartment preconditioning
- Eco Mode
- Standard charging cable (6m)
- Electric door mirrors
- Dual rear doors with 180° opening (unglazed)
- Full size spare wheel

- Cargo tie downs x14
- Radio with Bluetooth/USB jack
- Hill start assist
- Manual air-conditioning with pollen filter and heat pump
- Cargo rubber floor
- Right and left unglazed sliding cargo doors

KANGOO Z.E. options

- Overhead cabin storage shelf
- Fold-down passenger seat
- R-Link enhanced satellite navigation system with 7" touchscreen
- Swivelling partition (only available with folding passenger seat)
- Front fog lights
- Rear-view camera (only available with R-Link system)


- Glazed pack: dual glazed rear doors with 180 degree opening and rear windscreen wipers
- Protection bars behind the driver

Engine and Dimensions

	NEW KANGOO Z.E.
Model Version	Kangoo Z.E. 33
Engine Code	5AQ 60
Vehicle Production location	MAUBEUGE France
Motor and drive train features	Synchronous with rotor coil
Maximum Torque (Nm)	225
Maximum Power (kW/hp)	44 Kw / 60 hp
Propulsion type	Traction
Maximum Speed (km/h)	81 (130)
0-100km/hr (sec)	22.3
ACCELERATION PERFORMANCE	
Range (NEDC)	264*
Range in temperate conditions (+20°C) (km)	199
Extreme winter conditions (-5°C) (km)	120
Extreme winter conditions (-5°C) with air-con & heat pump (km)	135
Energy recovery unit	Yes
Remaining Range indicator	Yes, on dashboard
Alerts	Sound when 1/8 energy remained, sound when 1/16 energy remained, (+ when the battery energy reaches 5% the engine power limits to 15KW)
Economy mode feature	Yes
Front disc brakes (mm) (diameter/thickness)	280/24
Rear disc brakes (mm) (diameter/thickness)	274/11
Battery	
Battery type	Lithium-Nickel-Manganese-Cobalt (LiMiNmCoO)
Battery weight (kg)	260kg
Capacity (kWh)	33
From 0 to 100%	6 hours
Standard charge plug type	Plug and vehicle side: IEC 62196 Type2 Mennekes
Charging Mode (IEC 62196)	Mode 3
Charging plug lock feature	Yes
Electricity consumption (Wh/km)	159
Exterior Dimensions	
Length(mm)	4,666
Overall Width (mm)	1,829
Height (unladen) (mm)	1,810
Wheelbase (mm)	3,081
Seats number	2 seats
Recyclability rate / Recovery rate / % of recycled materials	86.2% / 95.2% / 12.3%
Tyre reference 195/65 R15 95T	195/65 R15 95T
Spare wheel	Standard
Spare tyre inflation kit	No
Loading	
Maximum Load volume (m3)	4.6
Loading Length (mm)	2,115
Load volume (m3)	4.0
Payload (kg)	650
Kerb weight - empty without option (kg)	1,585
Gross vehicle weight(kg)	2,190
Gross train weight (kg)	2,512
Unbraked trailer (kg)	322
Braked trailer (kg)	322

* Homologated range according to NEDC test cycle, for comparison purposes, 264km, and may not reflect real life driving results. The NEDC can best be compared to the combined 1/100km figure for petrol and diesel cars. This range is a comparative indication of range measured under very specific conditions (described below). Exactly as with petrol and diesel cars, when driven under real conditions, this range will vary according to speed, driving style, the terrain of the road and the use of air conditioning / heating. If the vehicle is driven in temperate conditions then the range could more realistically be approximated to 200km for an average suburban trip. If the vehicle is driven in extreme winter conditions then the range could more realistically be approximated to 120km for an average suburban trip. NEDC (New European Driving Cycle) is a standard European measurement of emissions and consumption based on a rolling road test. It is the same standard for petrol and diesel engines as it is for electric cars. It is an objective way to measure the performance gaps between competition models. The car is on a rolling road, undertaking the same urban cycle (ECE-15 cycle) three times, then the extra-urban cycle once. The average of these 4 cycles decides the NEDC range. *Payload equals the Maximum Operating Mass (Gross Vehicle Mass or GVW) less the Kerb Mass. Kerb Mass is the weight of the complete vehicle including coolant, the battery, spare wheel and jack, but excluding driver and crew. All Kerb Masses, and therefore Payloads quoted are subject to a 5% manufacturing tolerance and are based on the base level model. Any additional equipment added (options or accessories), could result in a higher Kerb Mass and a reduced Payload, and decrease Wh/km.

Engine and Dimensions



Min./max. loading volume (dm³)


Kangoo Z.E.

4,000/4,600

DIMENSIONED DRAWING (mm)

to	Wheelbase	3,081
B	Overall length	4,666
C	Front overhang	875
D	Rear overhang	710
E	Front track	1,521
F	Rear track	1,533
G	Overall width with/without door mirrors	1,829/2,138
H	Unladen height	1,810/1,836
H1	Height on swing doors	1,893/1,920
J	Loading sill height (laden/unladen)	575/601
K	Min.-max. unladen/laden ground clearance depending on options	187/-212/151/171
Q1	Cargo bay height (max)	1,252
Y	Rear width 1 m from sill bar	1,141
Y1	Rear width 100 mm from sill bar	1,219
Y2	Interior width between wheel arches depending on trim min./max./wooden trim	1,218/1,045/1,185
Z	Loading height	1,129
Z1	Effective loading length	1,862
Z2	Loading length at floor level	2,115
	- with folding passenger seat option	2,886
Z3	Passenger compartment length (pedal/rear)	1,716

Options



1. The Renault R-Link multimedia system gives you the very best navigation portable music, telephony, vehicle equipment control. The system is controlled using a special CD-radio with controls on the front (dial and buttons).

2. Perfect for manoeuvring, the rear-view camera shows an image of what's going on behind the vehicle on the R-Link navigation screen. It especially comes in handy when your Kangoo Z.E. is fully panelled or fitted with a solid partition, giving you full control in your surroundings.

3. Roof panel rack. With storage space above the windscreen, the roof panel rack is wide and deep enough to store a range of items.

4. Z.E. Electric. Standard on all Kangoo Z.E. models, with option of removal at customer's request.

Accessories



1. Steel roof rack. This roof rack is designed to fit the vehicle perfectly. It is robust and has been wind-tunnel tested and treated against corrosion. It allows you to transport loads of up to 100 kg with ease (the maximum permitted load includes the weight of the roof rack). A deflector eliminates all aerodynamic noise for added comfort. **2. Transverse roof bars.** These roof bars are designed to fit the vehicle perfectly. Made from galvanised steel, they are corrosion-resistant. They have also been designed to limit aerodynamic noise. The bars are highly robust and can take loads of up to 95kg (including the weight of the bars).

Equipment & options

Z.E.

EXTERIOR APPEARANCE

Black grain-effect bumpers and side protectors	●
Brigantin 15" full hubcaps	●
Black headlight masks	●
Metallic paint	○

INTERIOR DESIGN

Black plastic passenger compartment mat	●
Special Z.E. instrument panel with energy gauge, tachometer, energy saver and special computer	●

PROTECTIVE PARTITIONS

Protection bars behind the driver	○
Partial or total mesh swivelling partition + folding passenger seat	○
Full panelled partition	●

OPTIMUM

8 floor-mounted lashing rings in the loading area	●
1 coat hooks on full-height partition	●
Partial trim on loading cell panels	●
Side trim to mid-height of the loading space and wheel arch	○
Fittings for roof bars or roof rack	●

SPECIFIC EQUIPMENT

Standard trailer towbar with 13-pin wiring harnesses	○
Protective grilles on glazed rear doors	○
Protective grilles on right side door and glazed rear doors	○
Non-slip Rubber floor	○
Wooden panel kit: non-slip wooden floor with upper side wooden panel	○

ACTIVE AND PASSIVE SAFETY

ABS (Anti-lock Braking System) + Emergency Brake Assist (EBA) + Retrograding engine torque regulation (MSR)	●
Driver Passenger Front and Side Airbags	●
Passenger's front airbag with programmed restraint	●
Driver and passenger thorax-level side airbags	●
130km/h engine speed limit	●
Front seat belts with pretensioners and force limiters with programmed restraint	●
Central locking of doors (except fuel flap) by radio-frequency remote control (2-button Key) with automatic locking of doors when in motion	●
Cruise control and speed limiter	●
Deadlocking (electric release of the door-locking mechanisms offers effective protection of the loading compartment and the goods and materials stored in it)	●
Immobiliser system controlled by transponder key	●

Equipment & options

Z.E.

SEATS

Height-adjustable driver's seat	●
Passenger seat with 'flat floor' fold-down function (not available with tubular partition)	○
Tanega upholstery	●

DOORS AND WINDOWS

2 panelled sliding side doors, unglazed quarter panels	●
2 glazed sliding side doors, unglazed rear quarter panels, requires glazed rear opening	○
Panelled rear doors	●
Glazed rear doors with rear wiper and heated rear window	○

VISIBILITY - LIGHTING

Loading area lighting (light next to left rear door)	●
Exterior courtesy lighting function	●
Three-position front central courtesy light	●
Front fog lights	○
Electrically adjustable and demisting aspherical door mirrors	●
Rearview mirror (linked to glazed rear opening elements)	○

COMFORT AND STORAGE AREAS

Storage compartments in front door panels	●
Large-volume (15 l) closed glovebox	●
Manual air conditioning with pollen filter	●
Electric driver and passenger front windows	●
One-touch up and down electric front window on driver's side	○
Central storage module with armrest between seats	○
12V socket in central console	●
Roof panel rack	●
A4 storage space in dashboard	●
Height-adjustable steering wheel and driver footrest	●

DRIVING

Rear parking distance control	●
Reversing parking sensors	○
Sound signal for lights left on, door closure warning light	●
Driver seat belt alarm	●
Variable electronic power steering	●
Eco mode	●
On-board computer (mileage, partial/total distance, current/total consumption, etc.)	●
Emergency spare wheel	●

COMMUNICATION

Bluetooth®, CD and USB, with steering wheel controls and integrated display	●
Renault R-Link connected multimedia system, available on new-generation engines with TomTom® navigation and 7" screen, requires special R-Link 2 x 20W radio (Bluetooth®, USB and jack ports, SD and CD) with separate display and steering wheel controls, and telematics box for connected services and smartphone replication (for smartphones with Android)	○

SPECIAL Z.E. EQUIPMENT

Passenger compartment preconditioning (heating and ventilation system programming, and air-con if equipped)	●
Standard charge type	●
Mode 3 Type 2 standard charging cable (6.5 m)	●
Remote battery charge status information	●
Remotely controlled battery charging and pre-conditioning	●
Z.E. ELECTRIC rear strips	●
Z.E. Voice (audible warning for pedestrians)	●

● : Standard ○ : Option

Purchasing the vehicle and battery

- The battery comes with a 5 year or 100,000km warranty (whichever is soonest), with a charging capacity always above 66% of its initial capacity. Breakdown recovery is included during the manufacturer warranty (two years, unlimited mileage)

Driving range

- The certified range for vehicles with a new 33kW engine and the new Z.E. 33 mixed cycle New European Driving Cycle battery ⁽¹⁾ is 264km⁽²⁾. Just like the fuel consumption of an ICE-powered vehicle, in real-life conditions, a number of factors, partly determined on the driver, may affect the Renault Kangoo Z.E. driving range. Road relief, vehicle speed, use of heating or air conditioning and driving style are the main factors. For example, generally speaking, on suburban roads in the delivery cycle, you should manage to drive for around 120km in winter (135km with air-con and heat pump) and 200km in spring and summer. This is why we are giving you the tools to control your driving range thanks to the new dashboard instruments – especially the fuel-economy gauge, which tells you what your energy consumption is at a given moment. To optimize your range, you should make maximum use of the regenerative braking system and use

“Eco” mode. To enjoy the ideal temperature in the vehicle without drawing on the battery, programme the heating or air conditioning to run when the vehicle is charging: this is known as pre-conditioning. And remember the good green driving techniques for electric cars: they can save you tens of kilometres!

(1) NEDC: New European Driving Cycle The European standard for measuring emissions and consumption, is a standardised method for measuring consumption based on identical tests carried out on all types of vehicles in Europe whether they use combustion, electric or hybrid technology. It is therefore an objective criterion for measuring differences in performance between various manufacturers' models. There are two parts to the test. The vehicle is put on a roller bench and driven three times through the same urban cycle (ECE-15), followed by one "extra-urban" cycle. The average of these four cycles gives the average driving range. (2) Official consumption and emissions according to applicable regulations.

Driving Range

Now that Kangoo is available with Z.E. 33 Battery giving a revolutionary NEDC* range of 264km on one charge, range anxiety is a thing of the past. Kangoo Z.E. with a real life estimates of 200km in summer and 120km in winter** Kangoo Z.E. is able to get you wherever you need to go with less need to recharge on the way, saving you time and money.

	Range (kms)	Cost in Cents per km†
NEDC*	264	\$0.03
Summer	200	\$0.04
Winter	120	\$0.07

Find out more about the Kangoo Z.E. driving range on renault.com.au/all-new-electric/kangoo and discover how far Kangoo Z.E. could take you in real life driving conditions.

*What is the NEDC and why does real-life range differ so much from it?

The NEDC is a method which can be used for comparing fuel consumption of different models and manufacturers, as the tests put vehicles under the same, ideal conditions. Many factors, such as your driving style, the type of journey, your speed and the climate affect how far your Kangoo Z.E. will go. This is why we at Renault give you realistic summer and winter figures based on our testing of the vehicle, rather than just the theoretical driving range.

**Why is the range reduced in winter?

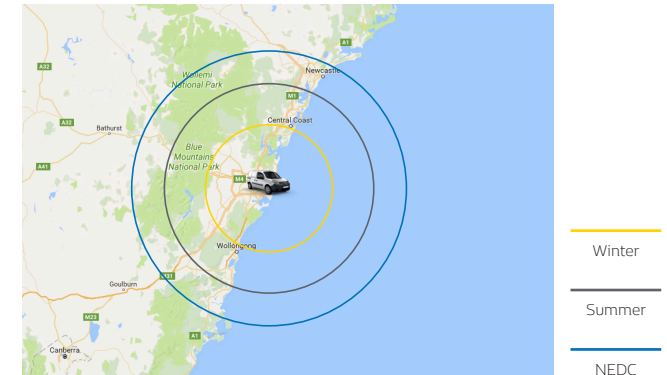
Like all batteries, those in Z.E. vehicles are less efficient in cold weather than in warmer ambient temperatures. That means you can expect a reduction in the range of your Renault Z.E. in the winter. Also, in the winter you're more likely to use the heating, which means Kangoo Z.E. consumes more energy.

Power	Charging Times	Comments
7kW (0-100%)	6 hours	This is the power your charging point at home will be. Home is were the majority of your charging will take place.

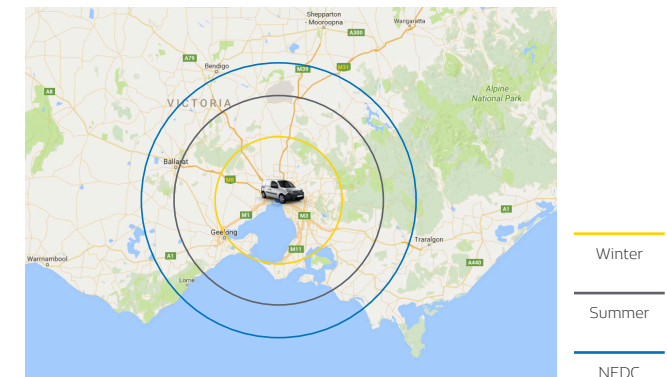
†Based upon an \$8.00 full recharge cost, calculated on (a) overnight electricity charges (AGL savers TM energy Plan as at July 2017), (b) a full recharge of the 33kW battery and (c) the km on one charge.

Illustrated return range for Kangoo Z.E.

Sydney



Melbourne



Did you know...


The average daily commute of people in Sydney is 15 km while in Melbourne, commutes cover 14.6 km on average#. Even if you drove double that everyday, you would still get home comfortably.

#Based on the average commute for Australian capital cities from the Australian Government Department of Infrastructure & Regional Development as published November 2015.

Extend the Renault Kangoo Z.E. experience
at www.renault.com.au



For more information, call 1800 886 885 or visit www.renault.com.au. Details are correct at the time of publication and are subject to change. Vehicles depicted in this brochure are overseas models and are shown for illustration purposes only; Australian vehicles may differ in features, specifications, equipment, accessories and/or colour. Vehicle Distributors Australia Pty Ltd reserves the right to discontinue or change its models at its discretion and without prior notice, including features, specifications, equipment, accessories available and colour. The colours in the photographs may vary from actual colours. Please consult your Renault dealer for the latest information on models, features, specifications, prices, options and availability. Vehicle Distributors Australia Pty Ltd, Level 9, 3 Nexus Court, Mulgrave, Victoria 3170

Renault recommends 

 Prodigious

Photo credits: All rights reserved / Renault Communication, O. Banet, C. Cugny, Y. Brossard, X. Querel.