



RENAULT
Passion for life

Renault ZOE



Overseas model shown

Z.E.



A real-world range of 300km, even more unique

A vehicle with no carbon emissions, engine noise or gear changes, Renault ZOE reinvents electric mobility. With its soft lines, flowing design, and large chrome-finish logo, it is a car of unique styling. An LED light signature and rear door handles concealed in the window frame underline its strong, unanimously acclaimed design. A range of 300 km in real conditions, make it even more attractive. And more unique.



Effortless, clean styling throughout

ZOE has the stylish appearance of a coupe thanks to its built-in rear door handles, which have been branded with the designer's fingerprint. At the front, the characteristic light signature underlines ZOE's all-electric identity. At the rear, the transparent tail lights with concentric blue edges reflect ZOE's lively, distinctive character.





Charge ZOE anywhere




Renault ZOE is an easy-going car that can be charged anywhere: at home, on the street, at your office, in shopping centres, supermarkets or motorway service areas. Recharging is fast and easy. The Chameleon Charger™ adapts to different power levels (single-phase or three-phase AC power, up to 22 kW) and adjusts the charging time depending on the point used. You can get up to 60 km of real range in just 30 minutes.

Z.E. 40 battery and engine

The Z.E. 40 battery, developed by Renault, features innovative technology that delivers 300km of real-world range in a single charge. It delivers easy charging regardless of its state of charge and requires no maintenance. Positioned under the floor for a lower centre of gravity, the Z.E. 40 battery has no impact on interior space or boot capacity.

The smooth, silent engine maximises the driveability of Renault ZOE. Ingenious, compact and reliable, the all-electric engine provides an enjoyable drive. ZOE offers 100% torque from start, a quiet motor, no gear changes or visits to petrol stations and relaxed driving pleasure.



Technology at the service of driving range



OPTIMISING YOUR RANGE:

- 1. Regenerative braking.** The battery recharges automatically and optimally whenever the driver brakes or decelerates.
- 2. Heat pump.** The heat pump is able to air condition or heat your car more efficiently than a traditional system, meaning you can stay comfortable without having to worry about your range.
- 3. E.V. tyres.** Designed specifically for ZOE, these tyres have ultra low rolling resistance to maximise range.

RECOVERING YOUR RANGE:

- 4. Chameleon Charger.** By adapting automatically to different power levels, the Chameleon Charger™ always recovers the maximum amount of energy available reducing the charging time. 30 minutes* are sufficient to add 60 km of range.

MANAGING YOUR RANGE:

- 5. Preconditioning.** Through R-LINK you can pre-set the temperature of the car so it is ready for you before you get in. Toasty in winter, cool in summer.
- 6. "Eco" mode.** "Eco" mode limits the dynamic performance and the air conditioning or heating output in order to optimise ZOE's range.

* Depending on the type of charge point.

What makes ZOE so special?



Revolutionary Range. It is our goal to make innovation from tomorrow, accessible to everyone today. Which is why ZOE with Z.E. 40 battery now has an estimated real world range of 300km in summer and 200km in winter, getting you wherever you choose to go, even more easily than before.

Chameleon Charger™. Our innovative Chameleon Charger™ is uniquely fitted to ZOE and makes clever charging possible. As it is always able to charge at the maximum power available, it saves you time and lets you make the most of the charging stations you come across, as well as of your home charging point.

Style. We all want style in our lives, and the streamlined appearance and transparent rear lights are some of the features of ZOE that will ensure you do.

Low running costs. Charging ZOE at home or at your business is not only easy, but also very cost-effective. With an average full charge costing less than \$8.00†, you will save money journey after journey.

Driving Range

Now that ZOE is available with Z.E. 40 battery giving a revolutionary range of 300km in real-world conditions on one charge, range anxiety is a thing of the past. ZOE is able to get you wherever you need to go with less need to recharge on the way, saving you time and money.

	Range (kms)	Cost in Cents per km [†]
Summer	300	\$0.03
Winter	200	\$0.04

Find out more about the ZOE driving range on renault.com.au/ZOE and discover how far ZOE could take you in real life driving conditions.

**Why is the range reduced in winter?

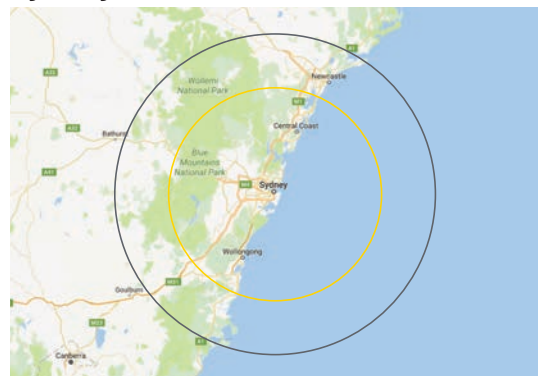
Like all batteries, those in Z.E. vehicles are less efficient in cold weather than in warmer ambient temperatures. That means you can expect a reduction in the range of your Renault Z.E. in the winter. Also, in the winter you're more likely to use the heating, which means ZOE consumes more energy.

Power	Charging Times	Comments
7kW (0–100%)	7–8 hours	This is the rate your standard home charging point would be charging at. The majority of your charging takes place there. The average adult needs 8 hours sleep. Same goes for ZOE.
22kW (0–100%)	2 h 40	On most journeys, there is no need to fully recharge and you will typically only top-up half an hour at the motorway station. The perfect excuse for a cup of coffee.

[†]Based upon an \$8.00 full recharge cost, calculated on (a) overnight electricity charges (AGL savers TM energy Plan as at July 2017), (b) a full recharge of the 44kW battery and (c) the km on one charge.

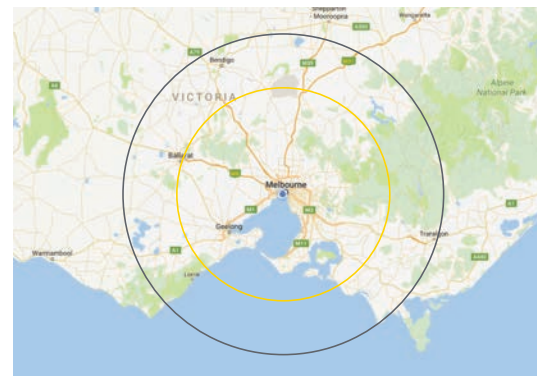
Illustrated return range for ZOE with Z.E. 40 Battery

Sydney



Summer
Winter

Melbourne



Summer
Winter

Did you know...

The average daily commute of people in Sydney is 15 km while in Melbourne, commutes cover 14.6 km on average[#]. Even if you drove double that distance everyday, you would not come close to ZOE's limits.

[#]Based on the average commute for Australian capital cities from the Australian Government Department of Infrastructure & Regional Development as published November 2015.

Carlab

Chromo zone The colours of ZOE

Creative workshop Interior design and decor

Accessories Those little extras that make all the difference

Charging How to charge my ZOE

Equipment & Options The full list

Freewheel Engine performance specifications

Chromo Zone



Glacier White (S)



Pearl White (M)



Titanium Grey (M)



Zircon Blue (M)



Diamond Black (M)



S – Solid Paint; M – Metallic Paint
Photos not contractually binding.

Creative workshop

INTENS



16" Black Shadow black diamond-cut



Black fabric upholstery

Battery

- Z.E. 40 battery for a real-world range 300km

Safety

- ABS with emergency brake assist
- Front driver and passenger airbags
- Three height-adjustable rear side headrests
- Full central locking when in motion
- Electronic stability control (ESC) with traction control (ASR) and understeer control logic (UCL)
- Cruise control / speed limiter
- Electronic brake distribution (EBD)
- "Z.E. Voice" pedestrian warning sound
- ISOFIX attachment system on outer rear seats
- Tyre inflation kit
- Tyre Pressure Monitoring System

Comfort

- Rear parking distance control
- Reverse parking camera
- Automatic headlights and windscreen wiper activation
- Electric windows at front (with driver one-touch anti-pinch function) and rear
- Hands-free Renault smart keycard
- Heated, folding electric door mirrors
- Leather steering wheel
- Hill Start Assist
- Cabin preconditioning (heating or air-conditioning)
- Steering wheel adjustable in reach and rake

Multimedia

- R-LINK 7" touchscreen multimedia navigation system
- 3D Arkamys Sound with DAB, MP3, radio and Bluetooth

Specific Z.E. equipment

- Type 2 charging cable (6.5 m) for Wallbox and public charging points with Z.E. bag
- Eco-mode
- Adaptable Chameleon™ charger, single or three-phase, from 3 kW to 22 kW

Exterior design

- 16" Black Shadow alloy wheels
- Chrome strip on front grille
- Gloss black door mirrors
- Z.E. 40 Electric badge
- Body-coloured front door handles
- Halogen headlights
- LED daytime running lights

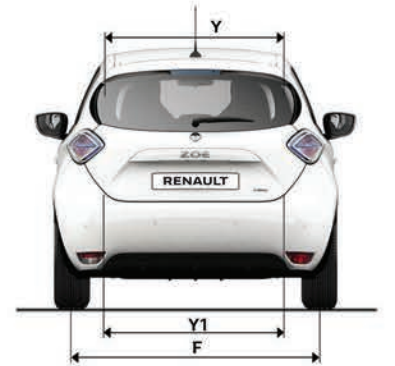

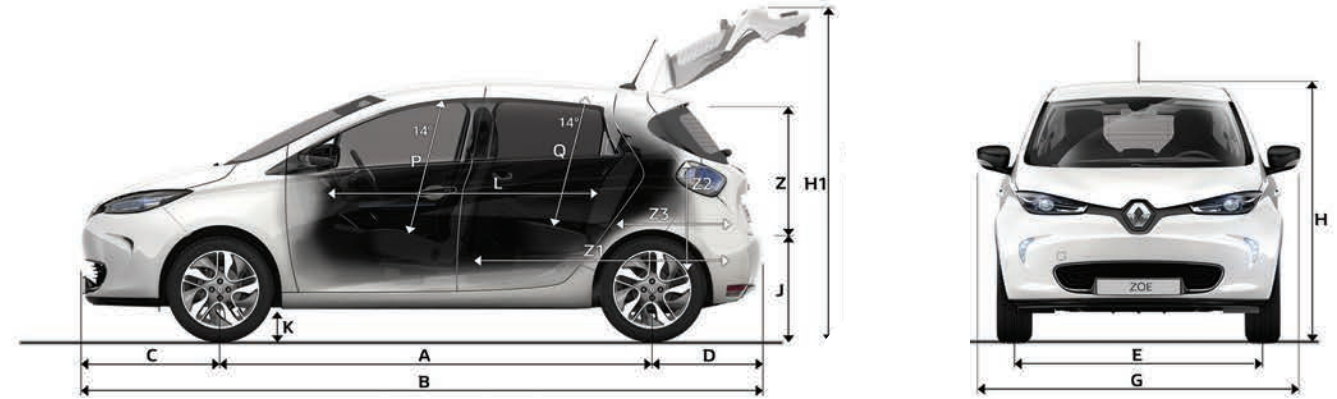
Interior design

- Black ambience
- Black/Grey cloth upholstery with Z.E. signature

Options

- Metallic paint

Dimensions



BOOT VOLUME (dm³)

Boot under parcel shelf	338
Rear bench seat folded, loading space to roof	1,225

DIMENSIONED DRAWING (mm)

A	Wheelbase	2,588
B	Overall length	4,084
C	Front overhang	839
D	Rear overhang	657
E	Front track	1,511
F	Rear track	1,510
G	Overall width on rubbing strips/with door mirrors	1,730/1,945
H	Unladen height	1,562
H1	Height with tailgate open (unladen)	2,028
J	Unladen luggage compartment sill height	724
K	Ground clearance (laden)	120
L	Passenger-compartment length	1,678

M	Front elbow width	1,384
M1	Rear elbow width	1,390
N	Front shoulder width	1,365
N1	Rear shoulder width	1,320
P	Front headroom when seated at 14°	904
Q	Rear headroom when seated at 14°	826
Y	Max. boot access width	941
Y1	Lower boot access width	899
Y2	Interior width between wheel arches	1,037
Z	Boot opening height	685
Z1	Max. loading length with rear bench seat folded down	1,426
Z2	Height under parcel shelf	622
Z3	Loading length behind bench seat	580

Accessories



1. Central armrest. For greater comfort while driving, the central armrest also includes a practical storage compartment. **2. Load space container.** The made-to-measure load space lets you place even dirty objects in the boot without damaging the original mat. **3. Boot net.** This net holds objects in place in the boot to protect them during the journey. This easy-to-install accessory will help you to organise boot space.

Battery & Charging



Charging ZOE at home or at your business

To charge an electric vehicle at home or at your business, you need specific equipment installed by a qualified technician to ensure compliance and safety. Several options are available, so you can choose whichever one best suits your needs.

Thanks to the Chameleon Charger™ that is uniquely fitted to ZOE, it is compatible with various power sources providing you with a range of charging options. For residential installations, we recommend a 7 kW Wallbox, which delivers a full charge overnight.

Our installation partner offers highly competitive installation packages for the Wallbox, tailored to your local configuration. They will also approve the compatibility of your chosen unit with your electrical installations.

For more information, visit renault.com.au/electric

Charging ZOE using public charging points

Charging points are becoming gradually more common: in shopping centres, car parks, service stations, company car parks, and of course on city streets.

There are several apps which can help you find your closest compatible charge spot.

Your Z.E. vehicle is specifically designed to work with Renault Z.E. Ready approved charging solutions. Use of a non-Z.E. approved charging solution or adapters may cause catastrophic charging system failure which is not covered by your vehicle's warranty. Renault strongly advises customers refer to the approved charging partner JetCharge for installation and purchase of Z.E. Ready and approved charging infrastructure.

A portable charger can provide a convenient backup option where a dedicated wall charger may not be conveniently available. Renault strongly advises customers not to use a portable charger as the primary charging option as it may detrimentally affect the battery's health and potential range over the long term.

For best possible long-term battery health, Renault recommends a minimum 7kW, max 22kW Wallbox installation to deliver a full charge overnight. This must be fitted by an approved Z.E. Ready technician.

* Z.E. Ready is a trademark registered by Renault that applies to equipment installed to charge electric vehicles in the Z.E. range.

Freewheel

Number of seats	5
Battery type	Z.E. 40
DRIVING RANGE	
Real average range (km)	300
ENGINE	
Electric engine technology	Synchronous with wound rotor
Peak power kW EEC (h.p.)/at peak power rating (rpm)	68(92)/3,000 to 11,300
Peak torque Nm EEC (Nm)/at peak power rating (rpm)	220/250 at 2,500
BATTERY	
Usable capacity (kWh)	41
Technology	Lithium-ion
Total voltage (volts)	400
Number of modules/cells	12 / 192
Battery weight (kg)	305
CHARGE TIME 0 - 100%	
Charger	Adjustable single- or three-phase, 3–22 kW
3.7 kW (16 A single-phase charging point)	15 h
7.4 kW (32 A single-phase charging point)	7 hrs 25 min.
11 kW (16 A three-phase charging point)	4 1/2 hrs
22 kW (32 A three-phase charging point)	2 hrs 40 min.
GEARBOX	
Gearbox type	Gearbox with a single gear ratio speed reducer
Number of forward gears	1
PERFORMANCE	
Top speed (km/h)	135
0–50 kph – 0–80 kph – 0–100 kph (s)	4.1 - 8.6 - 13.2
FUEL CONSUMPTION EEC	
Standardised consumption (Wh/km)	133
CO2 (g/km) (2)	0
Urban/extra-urban conditions/combined (l/100 km) (2)	0 / 0 / 0
STEERING	
Power	Yes (electric)
Turning circle between kerbs (m)	10.56
Number of steering-wheel turns	2.73
AXLES	
Front axle type/rear axle type	McPherson type / Flexible axle
Ø front/rear anti-roll bars (mm)	23 / 25
WHEELS AND TYRES	
Standard wheel rims (")	16" (INTENS)
Tyre dimensions	MICHELIN ENERGY™ E-V tyres: 195/55 R16
BRAKING	
Conti TEVES ABS	Yes
Emergency Brake Assist (EBA)	Yes
Electronic Brake Distribution (EBD)	Yes
Electronic Stability Control (ESC) with understeer control logic (UCL)	Yes (+ anti-slip regulation (ASR) function)
Front: plain disc (PD), ventilated disc (VD) diam. (mm)	Ventilated disks 258
Rear: drum (D), plain disc (PD), ventilated disc (VD) diam. (mm)	9" drum
Parking brake	Manual
AERODYNAMICS AND CAPACITY	
SCx	0,75
Fuel tank (litres)	0
WEIGHT (KG)	
Unladen kerb weight	1,480
Unladen kerb weight at front/rear	872 / 608
Gross vehicle weight rating (GVWR)	1,966
Within the maximum permissible GVWR at front/rear	1,030/966
Payload (PL) (Life model, no options/Zen and Intens models, all options)	425 / 486
Max. braked/unbraked towed weight	Allowed/not allowed

(1) NEDC: New European Driving Cycle, the European standard for measuring emissions and consumption, is a standardised method for measuring consumption based on identical tests carried out on all types of vehicles whether they use combustion, electric or hybrid technology. It is therefore an objective criterion for measuring differences in performance between various manufacturers' models. There are two parts to the test. The vehicle is put on a roller bench and driven three times through the same urban cycle (ECE-15), followed by one "extra-urban" cycle. The average of these four cycles gives the average driving range. (2) Official consumption and emissions according to applicable regulations.

Renault Services. For peace-of-mind.

Comprehensive Warranty

Renault has been building and racing motor vehicles for more than 100 years, creating a legacy of invention, innovation and a competitive spirit that drives us to excel. The wealth of experience we've gained is reflected in the design, performance and quality of every vehicle we sell. We're so confident that your new Renault will provide you with many years of reliable and enjoyable driving that we're backing our quality promise with a comprehensive 3 years unlimited kilometre warranty on all of our electric vehicles. The battery and powertrain are both covered by a 5yr/100,000km warranty.

24/7 Roadside Assistance

Complimentary 12 months 24/7 Roadside Assistance is included when you purchase a Renault vehicle (balance of 12 months for demonstrator vehicles).

Genuine Renault Parts




Genuine Renault parts, lubricants and accessories are of the highest quality, and specifically designed for Renault vehicles. They are purpose-built to our exacting specifications, guaranteeing fit, function and performance first and every time. They are also covered by our 1-year unlimited kilometres warranty. Authorised Renault Dealers keep high stock levels of commonly used genuine Renault parts to ensure continuous availability.



Terms and conditions apply. Call our Customer Service Team on 1800 009 008 or view the Terms and Conditions statement at www.renault.com.au/drivingpeaceofmind for details.

Continue the Renault ZOE experience
at www.renault.com.au

For more information, call 1800 009 008 or visit www.renault.com.au. Details are correct at the time of publication and are subject to change. Vehicles depicted in this brochure are overseas models and are shown for illustration purposes only; Australian vehicles may differ in features, specifications, equipment, accessories and/or colour. Vehicle Distributors Australia Pty Ltd reserves the right to discontinue or change its models at its discretion and without prior notice, including features, specifications, equipment, accessories available and colour. The colours in the photographs may vary from actual colours. Please consult your Renault dealer for the latest information on models, features, specifications, prices, options and availability. Vehicle Distributors Australia Pty Ltd, Level 4, 10 Nexus Court, Mulgrave, Victoria 3170

   renault.com.au