

Imagine that

i30 Range.





i30 hatch N Line Premium variant shown.

There's one for you.

We have one goal – to be Australia's most-loved car company.

And to get there, we're driven by a simple philosophy that life's most incredible moments shouldn't be reserved for a select few, and everyone should be able to experience an exciting and enjoyable drive.

That's why we're introducing one of Australia's most awarded small cars¹ – the i30 in both hatch and sedan so you'll be able to take to the road the way you want to.

Whether it's the award-winning i30 hatch that you know and love, or the bold and daring i30 sedan – the i30 range comes packed with everything you're looking for – and much, much more.

¹. Australia's most awarded small car: Best Small Car under \$35,000 in 2015, 2013, 2012 and 2010. Best Mid-Sized Car under \$30,000 in 2009. Best Mid-Sized Car under \$28,000 in 2008. Best Family Car under \$30,000 in 2017. Winner of Small Car over \$24,000 in 2017.

i30 Range.

Safety first, and always.

We take safety very seriously, which is why the i30 range has been fitted with the latest Hyundai SmartSense™¹ package – our cutting-edge driver safety technology – to provide you with added safety and peace of mind.

From braking or reducing speed to maintain a safe distance from vehicles ahead, to helping you stay aware of what's happening in your blind spots, Hyundai SmartSense™¹ provides peace of mind for you, and for us.

The i30 range offers the latest Hyundai SmartSense™¹ safety features including:

Smart Cruise Control (SCC)² with Stop & Go: SCC utilises the front radar sensor to detect the speed and distance of vehicles ahead of the i30. SCC then automatically maintains a safe distance to the vehicle ahead, up to a pre-set speed by the driver (between 30km/h –180km/h).

The Stop & Go function allows SCC to work in stop/start traffic, bringing the vehicle to a complete stop when appropriate, and automatically (if within 3 seconds) accelerate back up to the original set speed. If the vehicle is stationary for over 3 seconds, SCC w/ Stop & Go will prompt the driver to continue cruise conditions via the steering wheel switches.

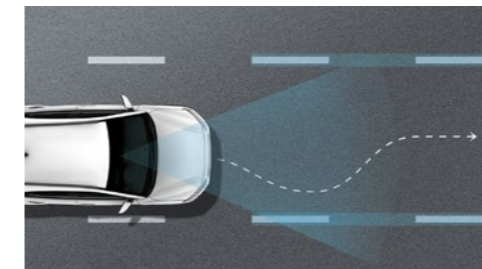
Lane Following Assist (LFA): LFA uses the front windshield mounted camera to detect lane markers and preceding traffic on the road, and provides steering assistance to ensure the vehicle stays in the centre of the lane.

Driver Attention Warning (DAW): DAW uses the windshield mounted camera to monitor the vehicle's position within the lane, whilst tracking steering/braking inputs and time since last break. Should the system detect careless driving (i.e. sudden steering/braking inputs and/or inability to keep within lane), the 'Attention Level' display on the cluster will continually decrease. Should the level decrease to a certain threshold, the DAW system will recommend that the driver take a break.



Hyundai SmartSense™

i30 sedan Elite variant shown.



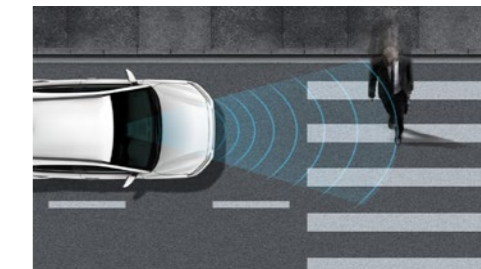
Lane Keeping Assist (LKA)

Should the vehicle stray from the intended lane without indicators being activated, an audible and visual warning will be sounded and where required, steering intervention will be provided to help keep a veering vehicle in the centre of its lane.



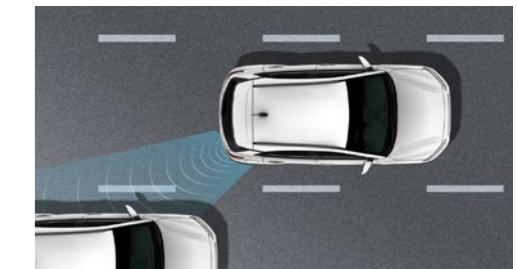
Rear Cross-Traffic Collision Warning (RCCW)³

Using the Blind-Spot Collision Warning (BCW) system's radar sensors, RCCW monitors for traffic approaching on either side of the i30 when reversing out of a parking space. Should RCCW detect a vehicle approaching, an audible warning will sound, with a visual warning displayed on the supervision cluster.



Forward Collision-Avoidance Assist (FCA)

Combining radar and camera data, the FCA system detects and monitors vehicles, cyclists, or pedestrians in front of the i30. If the system thinks a collision is likely, it sounds a warning chime and displays a visual alert. It can also automatically apply the vehicle's brakes if there's a chance of a collision.



Blind-Spot Collision Warning (BCW)⁴

When driving at a speed of 20km/h or higher, the BCW function will alert the driver to other vehicles in the i30's blind spot, including during lane changes.

¹ Hyundai SmartSense™ is a registered trademark of Hyundai Motor Company. Safety features are not a substitute for attentive driving.

² Smart Cruise Control (SCC) w/ Stop & Go only available on Automatic and DCT variants.

³ Rear Cross-Traffic Collision Warning (RCCW) only available on the i30 hatch Elite and i30 sedan N Line (manual) variants.

⁴ Blind-Spot Collision Warning (BCW) only available on i30 hatch Elite and i30 sedan N Line (manual) variants.

i30 Range.

Stunning to see. Thrilling to drive.

There's no denying it, the i30 hatch looks good.

With its sleek, sculpted presence, refined surfaces and precise lines – the i30 thrills from every angle.

But it's also a thrill to drive. The i30 offers a choice between a 2.0 engine with a 6-speed manual or 6-speed automatic transmission, or a 1.6 turbo-charged engine with either a 6-speed manual or 7-speed dual clutch transmission (DCT).

With its stunning design and thrilling performance, the i30 comes packed with everything you're looking for – and much, much more.



Top: Headlights
Bottom: Cascading front grille

Top: Rear brake lights
Bottom: Alloy wheels¹

2.0 petrol engine

120 Maximum power
kW/6,200 rpm

203 Maximum torque
Nm/4,700 rpm

1.6 engine

150 Maximum power
kW/6,000 rpm

265 Maximum torque
Nm/1,500 - 4,500 rpm

i30 hatch Elite variant shown.

¹ Alloy wheels: 17" alloy wheels shown. Not available on the i30 hatch base variant (replaced with 16" alloy wheels).

i30 Range.

Designed to dare.

Introducing the i30 sedan, a bold new expression of the award-winning i30 hatch. Sculpted with edgy and aggressive lines and shapes, heart-racing performance, class-leading safety and cutting-edge tech – the i30 sedan is designed to dare.

With a parametric jewel pattern grille, bold and elongated front LED headlights¹, and sculpted rear; the i30 sedan's sensational exterior highlights its bold presence.

The i30 sedan's performance is just as thrilling as its personality. Make your move by choosing from either a 2.0 engine with a 6-speed manual or 6-speed automatic transmission, or a 1.6 turbo-charged engine with a 6-speed manual or 7-speed dual clutch transmission (DCT).

With its sensuous sportiness design and thrilling driving performance – the i30 sedan is born for disruption.



Parametric jewel-like design



Headlights



Rear brake lights



Alloy wheels²

¹ LED headlights only available on N Line and N Line Premium variants.
² Alloy wheels: 17" alloy wheels shown. Available on the i30 sedan Active & Elite variants.

2.0 petrol engine

117 Maximum power
kW/6,200 rpm
191 Maximum torque
Nm/4,500 rpm

1.6 engine

150 Maximum power
kW/6,000 rpm
265 Maximum torque
Nm/1,500 - 4,500 rpm



i30 sedan Elite variant shown.

i30 Range.



i30 hatch Elite variant shown.


Beauty, on the inside.

The i30 hatch is turning heads, in more ways than one.

When you see what we have added to the i30 hatch, you begin to realise how serious we are about offering comfort and premium in every inch of the car.

And you'll notice the difference the minute you get behind the wheel. Take the leather appointed interior¹, which adds a luxurious finish and feel to the i30 hatch.

We've also added a 10.25" multimedia touchscreen display² and 7" digital supervision cluster to the modern and spacious interior, while the heated and ventilated front seats³, dual zone climate control⁴, and panoramic glass sunroof⁵ complete the package.



Top: Leather appointed interior¹
Bottom: 10.25" touchscreen display²

Top: 7" digital supervision cluster
Bottom: Dual zone climate control⁴

1. **Leather appointed** features may contain elements of genuine leather, polyurethane leather (leather substitute) or man-made materials, or a combination thereof. Leather appointed seats are only available on the Active, Elite, N Line and N Line Premium variants.
2. **10.25" touchscreen display** only available on the Elite & N Line Premium variants.
3. **Heated and ventilated seats** only available on the N Line Premium variant.
4. **Dual zone climate control** only available on the Elite, N Line and N Line Premium variants.
5. **Panoramic glass sunroof** only available on the i30 hatch N Line Premium variant.

i30 Range.

The beauty of powerful details.

Get inside the mesmerising i30 sedan and you'll feel the attention to detail instantly. The sophisticated cockpit and immersive interface cocoon the driver, offering an enveloping, progressive driving experience.

Stretch out and enjoy the spacious and modern cabin, with the leather appointed interior¹ adding a luxurious finish and feel that rewards the senses and elevates the pleasure of every drive.

Angled towards the driver for optimum visibility, the 10.25" multimedia touchscreen display² showcases the latest in connectivity technology, while the 10.25" digital supervision cluster³ provides a modern look and feel to the interior. The i30 sedan also comes complete with an 8 speaker Bose[®] premium audio system⁴ that delivers precise, powerful sound to transform every song into a performance.



Leather appointed interior¹



10.25" touchscreen display²



10.25" digital supervision cluster³



Bose[®] premium audio system⁴

1. Leather appointed features may contain elements of genuine leather, polyurethane leather (leather substitute) or man-made materials, or a combination thereof.

2. 10.25" touchscreen display only available on the i30 sedan Elite and N Line Premium variants.

3. 10.25" digital supervision cluster only available on the i30 sedan Elite and N Line Premium variants.

4. Bose[®] premium audio system only available on i30 sedan Elite and N Line Premium variants.



i30 sedan Elite variant shown.

i30 Range.



i30 hatch Elite variant shown.

Stay connected.

The i30 understands your desire to stay connected, which is why we have seamlessly integrated the latest smart tech into the car.

Once your journey is underway, Apple CarPlay™¹ and Android™ Auto² allow you to safely play music, make calls, or get directions using your voice, your steering wheel or the 10.25" touchscreen display³.

You'll also find a wireless smartphone charging pad⁴ in the centre console, so you will always be able to easily recharge without the need for cables.



Top: 10.25" touchscreen display³
Bottom: Satellite navigation⁶

Top: Apple CarPlay™¹ & Android™ Auto² compatibility
Bottom: Push button start⁵

1. Apple CarPlay™ is a trademark of Apple Inc., registered in the U.S. and other countries. Requires compatible device and connectivity.

2. Android™ Auto is a trademark of Google LLC. Requires compatible device and connectivity.

3. 10.25" touchscreen display only available on Elite and N Line Premium variants.

4. Wireless smartphone charging requires Qi-enabled smartphone or adapter to operate. Wireless charging only available on the i30 hatch Elite, N Line, N Line Premium variants and i30 sedan Active, Elite, N Line, N Line Premium variants.

5. Push button start only available on the Elite, N Line and N Line Premium variants.

6. Satellite navigation only available on Elite and N Line Premium variants.

Designed to thrill you.

With its sleek, sculpted presence, refined surfaces and precise lines – the i30 range thrills from every angle. And now you can take it to an even sportier level with striking design elements inspired by the high performance i30 N.

Designed to deliver a dynamic and powerful driving experience, the i30 N Line's bold design features an N Line exclusive front and rear bumper. Get inside the i30 N Line's interior and you'll feel its motorsport inspired roots instantly. Featuring the exclusive N logo, the steering wheel is finished with sporty metallic spokes. The leather appointed interior¹ includes N badged sports seats, signature red stitching, and stylish red seatbelts².

Our sports-tuned, independent multi-link rear suspension was developed specifically for Australian roads and delivers a sporty and dynamic driving experience. The 150 kW turbo charged engine will dare you to put your foot down as you come out of the bend, while the twin-spoke 18" alloy wheels³ matched with performance tyres deliver a thrilling driving experience.



Images shown feature the i30 sedan N Line Premium variant.

1. Leather appointed features may contain elements of genuine leather, polyurethane leather (leather substitute) or man-made materials, or a combination thereof.
2. N badged seats with red stitching and seatbelts only available on N Line and N Line Premium variants.
3. 18" alloy wheels only available on the N Line and N Line Premium variants.



i30 N Premium variant shown.

New i30 N. Let's play.

Welcome to the Hyundai N division. A place where high performance meets serious fun. Where dynamic prowess is an invitation to exhilaration. And where one corner is only ever an entree to the next.

Born in Namyang and honed at the infamous Nurburgring, N is more than an attitude. It's an elite team of world-class engineers assembled to deliver the next phase of Hyundai's performance evolution. And to craft a track-ready¹ stable of hatches, sedans and SUVs that are built to thrill, as capable on your favourite hill climb or race track as they are on your daily commute.

Intoxicating performance. Enthralling passion. And undeniable fun – to the Nth degree.

Here are some of the features that make the i30 N so unique:

- 206kW/392Nm 2.0l t-GDi engine
- Available in both 6-speed manual and 8-speed N DCT
- Electro-mechanical Limited Slip Differential (E-LSD)
- Electronic Controlled Suspension (ECS)
- Active variable exhaust system
- N Drive Mode System - 5 settings (Eco, Normal, Sport, N, N Custom)
- N Performance Driving Data System in multimedia display - with lap / acceleration timer, g-force meter, power / torque / turbocharger boost gauge
- N Performance brake package
- 19" alloy wheels, Pirelli P-Zero HN tyres
- N exclusive exterior and interior styling
- Hyundai SmartSense™ safety features

1. Hyundai SmartSense™ is a registered trademark of Hyundai Motor Company. Safety features are not a substitute for attentive driving.
2. Apple CarPlay™ requires iPhone 5th or subsequent model in order to operate. Android™ Auto requires a device with Android 5.0 operating system or subsequent version in order to operate.

1. Warranty covers track use provided the vehicle is operated in accordance with the Owner's Manual and Service Warranty Passport. Exclusions apply including racing, rallying, competition or speed/endurance trials and defects caused by or attributable to improper use of vehicle. Refer to full warranty T&Cs for details and exclusions.

For further information, please refer to the i30 N brochure.

i30 Range.

i30 hatch variants.

Life is about choice – so we've created a range of i30 variants that'll let you take to the road the way you want to.

i30.



Engine and transmission

2.0 Petrol 6-speed Manual
2.0 Petrol 6-speed Automatic

Key specifications:

- 8" multimedia touchscreen display with Apple CarPlay™¹ and Android™ Auto¹ compatibility
- 6 speaker audio system
- 7" digital supervision cluster
- Hyundai SmartSense™² safety features: Driver Attention Warning, Forward-Collision-Avoidance Assist, High Beam Assist, Lane Following Assist, Lane Keeping Assist, Smart Cruise Control with Stop & Go³
- Rear view camera & rear parking sensors
- Leather-appointed steering wheel & gear knob⁴
- 16" alloy wheels

Active.



Engine and transmission

2.0 Petrol 6-speed Automatic

Key specifications above i30:

- Leather appointed seats⁴
- 17" alloy wheels
- Satin chrome door frame & beltline moulding

Elite.



Engine and transmission

2.0 Petrol 6-speed Automatic

Key specifications above Active:

- 10.25" multimedia touchscreen display with Apple CarPlay™¹ and Android™ Auto¹ compatibility
- Infinity™⁵ 7 speaker premium audio system
- Smart key with push-button start/stop
- Rain sensing wipers
- Wireless charging pad⁶
- Hyundai SmartSense™² safety features added: Blind-Spot Collision Warning, Safe Exit Warning & Rear Cross-Traffic Collision Warning
- Dual zone climate control
- Rear View Monitor with Parking Guidance

N Line.



Engine and transmission

1.6 Petrol Turbo 7-speed DCT
1.6 Petrol Turbo 6-speed Manual

Key specifications:

- 8" touchscreen display with Apple CarPlay™¹ and Android™ Auto¹ compatibility
- 6 speaker audio system
- 18" alloy wheels
- Michelin Pilot Sport tyres
- Sports alloy pedals
- N Line exclusive interior
- N Line exclusive sports gear knob, steering wheel & seats
- LED headlights & tail lights
- N Line exclusive rear diffuser with silver painted insert
- Drive modes - 3 settings (Normal, Eco, Sport)³
- Paddle shifters³
- Hyundai SmartSense™² safety features: Driver Attention Warning, Forward-Collision-Avoidance Assist, High Beam Assist, Lane Following Assist, Lane Keeping Assist – Line, Smart Cruise Control with Stop & Go³

N Line Premium.



Engine and transmission

1.6 Petrol Turbo 7-speed DCT
1.6 Petrol Turbo 6-speed Manual

Key specifications above N Line:

- 10.25" touchscreen display with Apple CarPlay™¹ and Android™ Auto¹ compatibility
- Infinity™⁵ 7 speaker premium audio system
- Panoramic glass sunroof
- Power driver's seat
- Heated and ventilated front seats
- Electro-chromatic interior mirror

1. **Apple CarPlay™** is a trademark of Apple Inc., registered in the U.S. and other countries. Requires compatible device and connectivity. **Android™ Auto** is a trademark of Google LLC. Requires compatible device and connectivity.

2. **Hyundai SmartSense™** is a registered trademark of Hyundai Motor Company. Safety features are not a substitute for attentive driving.

3. Not available on manual variants.

4. **Leather appointed** features may contain elements of genuine leather, polyurethane leather (leather substitute) or man-made materials, or a combination thereof.

5. **Infinity™** is a registered trademark of Harman International Industries, Incorporated.

6. **Wireless smartphone charging** requires Qi-enabled smartphone or adapter to operate.

i30 sedan variants.

Active.



Engine and transmission

2.0 Petrol 6-speed Manual
2.0 Petrol 6-speed Automatic

Key specifications:

- 8" multimedia touchscreen display with Apple CarPlay™¹ and Android™ Auto¹ compatibility
- 6 speaker audio system
- 4.2" digital supervision cluster
- Hyundai SmartSense™² safety features:
Driver Attention Warning, Forward Collision-Avoidance Assist, Lane Following Assist, Lane Keeping Assist, Rear Occupant Alert, Smart Cruise Control with Stop & Go³
- Rear view camera with rear parking sensors
- Leather-appointed steering wheel & gear knob⁴
- Leather-appointed seats⁴
- 17" alloy wheels

Elite.



Engine and transmission

2.0 Petrol 6-speed Automatic

Key specifications above Active:

- 10.25" multimedia touchscreen display with Apple CarPlay™¹ and Android™ Auto¹ compatibility
- 10.25" digital supervision cluster
- Bose® 8 speaker premium audio system
- Hyundai SmartSense™² safety features added:
Blind-Spot Collision Avoidance Assist, Safe Exit Warning, Rear Cross-Traffic Collision-Avoidance Assist, Parking Collision-Avoidance Assist
- Smart key with push-button start/stop
- Rain sensing wipers
- Wireless charging pad⁵
- Dual zone climate control
- Satellite navigation with live traffic updates

N Line.



Engine and transmission

1.6 Petrol Turbo 7-speed DCT
1.6 Petrol Turbo 6-speed Manual

Key specifications:

- 8" touchscreen display with Apple CarPlay™¹ and Android™ Auto¹ compatibility
- 4.2" digital supervision cluster
- 6 speaker audio system
- 18" alloy wheels
- Sports alloy pedals
- N Line exclusive front grille inserts (gloss black), front bumper, dual exhaust chrome tips, rear bumper, rear diffuser and lip spoiler
- N Line exclusive sports gear knob, steering wheel & seats
- LED headlights & tail lights
- Goodyear Eagle F1 Asymmetric 2 tyres
- Hyundai SmartSense™² safety features:
Blind-Spot Collision-Avoidance Assist³, Blind-Spot Collision Warning⁷, High-Beam Assist, Driver Attention Warning, Forward Collision-Avoidance Assist, Lane Following Assist, Lane Keeping Assist, Rear Cross-Traffic Collision-Avoidance Assist³, Rear Cross-Traffic Collision Warning⁶, Smart Cruise Control with Stop & Go³

N Line Premium.



Engine and transmission

1.6 Petrol Turbo 7-speed DCT

Key specifications above N Line:

- 10.25" touchscreen display with Apple CarPlay™¹ and Android™ Auto¹ compatibility
- 10.25" digital supervision cluster
- Bose® 8 speaker premium audio system
- Glass sunroof
- Power adjustable driver's seat
- Parking Distance Warning - Front
- Heated and ventilated front seats
- Electro-chromatic interior mirror
- Hyundai SmartSense™² safety features:
Parking Collision-Avoidance Assist - Rear
- Satellite navigation with live traffic updates

¹ Apple CarPlay™ is a trademark of Apple Inc., registered in the U.S. and other countries. Requires compatible device and connectivity. Android™ Auto is a trademark of Google LLC. Requires compatible device and connectivity.

² Hyundai SmartSense™ is a registered trademark of Hyundai Motor Company. Safety features are not a substitute for attentive driving.

³ Not available on manual variants.

⁴ Leather appointed features may contain elements of genuine leather, polyurethane leather (leather substitute) or man-made materials, or a combination thereof.


⁵ Wireless smartphone charging requires Qi-enabled smartphone or adapter to operate.

⁶ Not available on DCT variants.


Style, your way.

Your new Hyundai should stand out. Make a statement by selecting an interior and exterior colour range that best matches you. After all, everyone's different. This is the time to fit the i30 right into your everyday life.

i30 hatch interiors.



i30 sedan interiors.



i30 hatch colour combination chart¹

Model	Polar White (WAW Solid)	Fluidic Metal (M6T Metallic)	Amazon Gray (A5G Mica)	Phantom Black (NKA Mica)	Fiery Red (PR2 Mica)	Intense Blue (YP5 Metallic)
i30						
Black cloth	•	•	•	•	•	•
Active & Elite						
Black leather ²	•	•	•	•	•	•
N Line & N Line Premium						
Black leather ² with red stitching	•	•	•	•	•	•

i30 sedan colour combination chart¹

Model	Polar White (WAW Solid)	Fluidic Metal (M6T Metallic)	Amazon Gray (A5G Mica)	Phantom Black (NKA Mica)	Fiery Red (PR2 Mica)	Intense Blue (YP5 Metallic)
Active						
Black leather ²	•	•	•	•	•	•
Elite						
Black/Grey leather interior with grey seats ³	•	•	•	•	•	•
N Line & N Line Premium						
Black leather ² with red stitching	•	•	•	•	•	•

1. Colours shown are indicative only and may vary due to the printing process. Metallic and mica paint are optional extras at an additional cost.
 2. **Leather appointed** may contain elements of genuine leather, polyurethane leather (leather substitute) or man-made materials, or a combination thereof.
 3. Black/Grey interior with grey seats only available on the i30 sedan Elite variant.



i30 sedan Elite variant shown.

i30 Range.

i30 Hatch Genuine Accessories.

Your i30 isn't just a car. It's an extension of you. So make it yours with Hyundai Genuine Accessories. There's a suite of practical, and stylish accessories to complement the way you drive.

And for quality assurance, our Genuine Accessories come with a 5 year warranty* when purchased at the time of a new Hyundai and fitted by an authorised Hyundai Dealer.



Top: Dash mat
Bottom: Fabric Rear Bumper Protector

Top: Stylevisors - tinted (set of 4)
Bottom: 18" Suwon satin black alloy wheel⁷



Interior	i30	Active	Elite	N Line	N Line Premium
Cargo Barrier - Front Position Kit ¹	•	•	•	•	-
Cargo Barrier ²	•	•	•	•	-
Cargo Liner Tray	•	•	•	•	•
Cargo Organiser	•	•	•	•	•
Carpet Cargo Mat	•	•	•	•	•
Dash Mat	•	•	•	•	•
Fabric Rear Bumper Protector	•	•	•	•	•
Laser Shades (Set Of 2, Rear)	•	•	•	•	•
Luxury Cargo Organiser	•	•	•	•	•
Neoprene Front Seat Covers (Set Of 2)	•	•	•	•	•
Neoprene Rear Seat Covers	•	•	•	•	•
Rear Seat Pet Cover	•	•	•	•	•
Tailored Carpet Floor Mats (Set Of 4)	•	•	•	-	-
Tailored Carpet Floor Mats (Set Of 4) - N Badge	-	-	-	•	•
Tailored Rubber Floor Mats (Set Of 4)	•	•	•	•	•
Exterior					
Bonnet Protector - Clear	•	•	•	-	-
Bonnet Protector - Dark Tint	•	•	•	•	•
Front & Rear Mudflaps (Set Of 2) ²	•	•	•	-	-
Headlight Protectors (Set Of 2)	•	•	•	•	•
Ice/Sun Shade	•	•	•	•	•
Locking Wheel Nuts And Key	•	•	•	•	•
Paint Protection Film - Door Cup (Set Of 4)	•	•	•	•	•
Stylevisors - Tinted (Set Of 4)	•	•	•	•	•
Towbar, Tow Ball & Trailer Wiring Harness ³	•	•	•	•	•
Styling					
Chrome Mirror Covers (Set Of 2)	-	•	•	•	•
Chrome Scuff Plates (Set Of 4)	•	•	•	•	•
Chrome Side Door Moulding	•	•	•	•	•
Chrome Tailgate Strip	•	•	•	•	•
Front Interior Footwell Lighting ⁴	•	•	•	•	-
Rear Interior Footwell Lighting-Blue ⁵	•	•	•	•	•
Rear Interior Footwell Lighting-Red ⁵	•	•	•	•	•
Rear Interior Footwell Lighting-White ⁵	•	•	•	•	•
Sports Styling					
16" Gunpo Satin Black Alloy Wheel ⁶	•	-	-	-	-
18" Suwon Satin Black Alloy Wheel ⁷	•	•	•	•	•
Gear Boot-Red Stitch	•	•	-	-	-
Gear Shift	•	•	•	-	-
i30 Lower Door Decal - Gloss Black	•	•	•	-	-
i30 Lower Door Decal - Gloss Black N Logo	-	-	-	•	•
i30 Lower Door Decal - Matte Red	•	•	•	-	-
Sports Pedals Auto (Set Of 2)	•	•	•	-	-

Interior	i30	Active	Elite	N Line	N Line Premium
Sports Pedals Manual (Set Of 3)	•	•	•	-	-
Spring Kit ⁸	•	•	•	•	•
Tailored Carpet Floor Mats - Red Stitching And Red Badge	•	•	•	-	-
Roof Racks And Lifestyle					
Hyundai Genuine Roof Racks-Flush ⁹	•	•	•	•	•
Bike Carrier-Wheel Off ¹⁰	•	•	•	•	•
Bike Carrier-Wheel On ¹⁰	•	•	•	•	•
Kayak Holder ¹¹	•	•	•	•	•
Ski & Snowboard Carrier ¹⁰	•	•	•	•	•
Surfboard Carrier ¹⁰	•	•	•	•	•
Sup Board Carrier (Supdawg) ¹⁰	•	•	•	•	•
Roof Pod - 470 ¹²	•	•	•	•	•
Safety					
First Aid Kit	•	•	•	•	•
Front Park Assist ¹³	•	•	•	-	-
Front Corner Painted Park Assist Sensors (Set Of 2) ¹³	•	•	•	-	-

Key:
• = available - = not available

* All Hyundai Genuine Accessories are backed by a 5 year warranty if purchased at the time of a new Hyundai vehicle and fitted by an authorised Hyundai dealer. All Hyundai Genuine Accessories are subject to warranty conditions. See your nearest Hyundai dealer or visit our website at www.hyundai.com/au/en for full warranty terms and usage recommendations.

- Only suitable for i30, Active, Elite and N Line variants with the low boot floor, and no sunroof.
- Mudflaps cannot be fitted in conjunction with a Full Body kit or Rear Skirt.
- Maximum ball download 75kg. Towing capacity 1,300kg braked & 600kg unbraked. Towbar capacity subject to regulatory requirements, towbar design, vehicle design and towing equipment limitations.
- Suitable for variants without sunroof
- Must be installed with Front IFL kit
- Tyres not included. Tyre swap possible for i30 variant. TPMS to be moved from factory to Accessory alloy wheel.
- Tyres not included. Tyre swap possible for SR and N Line variants. 225/40R18 tyres required if fitted to non N Line variants. TPMS to be moved from factory to Accessory alloy wheel.
- Lowers the car by 15mm. Includes 4 new springs, bump stops and o-ring
- Suitable for sunroof vehicles. Load capacity = 75kg evenly distributed over 2 bars.
- Requires fitment of Hyundai genuine roof racks at an additional cost.
- Kayak not included. Requires fitment of Hyundai genuine roof racks at an additional cost.
- Requires fitment of Hyundai Genuine Roof Racks at an additional cost. Suitable for sunroof variants. Maximum loading of the roof pod must not exceed the maximum load capacity of your roof racks. Please refer to your specific roof racks for maximum load capacity.
- Not suitable for manual variants. Front corner park assist is designed as driver assist function only and should not be used as a substitute for skilled driving and safe parking practices. While the park assist sensors monitor objects, there may be occasions where blind spots affect the sensitivity of the sensors and as a result the area into which the vehicle is heading must be visually monitored by the driver at all times while parking.

i30 Sedan Genuine Accessories.

Your i30 isn't just a car. It's an extension of you. So make it yours with Hyundai Genuine Accessories. There's a suite of practical, and stylish accessories to complement the way you drive.

And for quality assurance, our Genuine Accessories come with a 5 year warranty* when purchased at the time of a new Hyundai and fitted by an authorised Hyundai Dealer.



Top: Tailored Carpet Floor Mats (set of 4)
Bottom: Towbar, Tow Ball & Trailer Wiring Harness¹

Top: Hyundai Genuine Roof Racks - Flush³
Bottom: 18" Suwon Satin Black Alloy Wheel²

Genuine Accessories	Active	Elite	N Line	N Line Premium
Interior				
Cargo Liner Tray	•	•	•	•
Cargo Organiser	•	•	•	•
Dash Mat	•	•	-	-
Dash Mat N-Line	-	-	-	•
Fabric Rear Bumper Protector	•	•	•	•
Laser Shades (Set Of 2, Rear)	•	•	•	•
Luxury Cargo Organiser	•	•	•	•
Rear Seat Pet Cover	•	•	•	•
Tailored Carpet Floor Mats (Set Of 4)	•	•	-	-
Tailored Carpet Floor Mats (Set Of 4) - N Badge	-	-	•	•
Exterior				
Front Mudflaps (Set Of 2)	•	•	-	-
Ice/Sun Shade	•	•	•	•
Locking Wheel Nuts And Key	•	•	•	•
Rear Mudflaps (Set Of 2)	•	•	-	-
Towbar, Tow Ball & Trailer Wiring Harness ¹	•	•	•	•
Sports Styling				
18" Suwon Satin Black Alloy Wheel ²	•	•	•	•
Roof Racks And Lifestyle				
Hyundai Genuine Roof Racks - Flush ³	•	•	•	•
Bike Carrier - Wheel-Off ⁴	•	•	•	•
Bike Carrier - Wheel-On ⁴	•	•	•	•
Kayak Holder ⁵	•	•	•	•
Ski & Snowboard Carrier ⁴	•	•	•	•
Surfboard Carrier ⁴	•	•	•	•
Sup Board Carrier (Supdawg) ⁴	•	•	•	•
Roof Pod - 470 ⁶	•	•	•	•
Safety				
First Aid Kit	•	•	•	•
Front Park Assist ⁷	•	•	•	-
Front Painted Park Assist Sensors (Set Of 2) ⁷	•	•	•	-

Key:
• = available - = not available

* All Hyundai Genuine Accessories are backed by a 5 year warranty if purchased at the time of a new Hyundai vehicle and fitted by an authorised Hyundai dealer. All Hyundai Genuine Accessories are subject to warranty conditions. See your nearest Hyundai dealer or visit our website at www.hyundai.com/au/en for full warranty terms and usage recommendations.

1. Maximum ball download 75kg. Towing capacity 1,200kg braked & 610kg unbraked. Towbar capacity subject to regulatory requirements, towbar design, vehicle design and towing equipment limitations.
2. Tyres not included. Tyre swap possible for N Line variants. 225/40R18 tyres required if fitted to non N Line variants. TPMS to be moved from factory to 18" Suwon alloy wheel.
3. Suitable for sunroof vehicles. Load capacity = 75kg evenly distributed over 2 bars.
4. Requires fitment of Hyundai Genuine Roof Racks at additional cost.
5. Kayak not included. Requires fitment of Hyundai Genuine Roof Racks at additional cost.
6. Requires fitment of Hyundai Genuine Roof Racks at additional cost. Suitable for sunroof variants. Maximum loading of the roof pod must not exceed the maximum load capacity of your roof racks. Please refer to your specific roof racks for maximum load capacity.
7. Not suitable for manual variants. Front corner park assist is designed as driver assist function only and should not be used as a substitute for skilled driving and safe parking practices. While the park assist sensors monitor objects, there may be occasions where blind spots affect the sensitivity of the sensors and as a result the area into which the vehicle is heading must be visually monitored by the driver at all times while parking.





Relax, we'll take it from here.


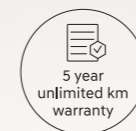

We built iCare around one simple, innovative idea. That comprehensive on-the-road care should come standard with every car – not just as an “optional extra.”

Our five-year, unlimited kilometre warranty¹ means you've got the freedom to go ahead and drive without having to keep an eye on the odometer.

Imagine knowing the maximum price of your next scheduled service, before pulling into the service centre. That's the advantage of our Lifetime Service Plan² – a clever Hyundai initiative that gives you transparency and peace of mind for the life of your car. No hidden fees and surprises.

Since every new Hyundai is built to the highest standards, we've got the confidence to offer comprehensive customer service without exception – or as we like to say, amazing as standard. And that includes Sat Nav Update Plan³, and a 24/7 Roadside Support⁴ for up to ten years when you service with us.

iCare



1. 5 year/unlimited km warranty: Applies to new passenger vehicles used for private/domestic purposes. Excludes vehicles used at any time for “commercial application” as defined in the vehicle warranty policy, for which a 5 year/130,000km (whichever occurs first) warranty applies. Refer to full warranty terms & conditions for details and exclusions. **2. Lifetime Service Plan:** For the benefit of Hyundai owners, Hyundai provides online quotes which specify the maximum price applicable for a vehicle's next scheduled maintenance service at a participating authorised Hyundai dealer and using genuine Hyundai parts (where required). Online quotes are available at www.hyundai.com/au/en, apply for a stated effective period only and may change after that effective period without notice. Standard scheduled maintenance services are of limited scope. The benefit of online quotes is available for all Hyundai vehicles, for their lifetime. **3. Sat Nav Update Plan:** Maximum number of 9 updates delivered on an annual cycle which must be undertaken within 10 years of the vehicle's purchase. Included map updates apply only if the vehicle completes a scheduled service at a participating Hyundai dealer. **4. Roadside Support Plan:** Receive 12 months Roadside Support when you purchase a new Hyundai passenger vehicle (excluding rental buyers). Further Roadside Support extensions are available, each for 12 months from the date of a scheduled maintenance service at a participating authorised Hyundai dealer (unless vehicle is more than 108 months (9 years) from the original new car sale date, in which case entitlement to Roadside Support ends when vehicle reaches 120 months (10 years) from original new car sale date).

i30 Range.

Hyundai i30 hatch				
Engine	2.0 GDi		1.6 T-GDi	
Configuration	Transverse front mounted driving front wheels		Transverse front mounted driving front wheels	
Cylinder capacity	2.0 litres (1,999 cc)		1.6 litres (1,591 cc)	
Number of cylinders	4 in-line		4 in-line	
Valve system	16 Valve, Double Overhead Cam (DOHC), Dual Continuously Variable Valve Timing (D-CVVT)		16 Valve, Double Overhead Cam (DOHC), Dual Continuously Variable Valve Timing (D-CVVT)	
Intake system	2-step variable induction system		Turbocharger	
Maximum power	120 kW @ 6,200 RPM		150 kW @ 6,000 RPM	
Maximum torque	203 Nm @ 4,700 RPM		265 Nm @ 1,500 - 4,500 RPM	
Fuel system	GDi (Gasoline Direct Injection)		T-GDi (Turbo Gasoline Direct Injection)	
Fuel type	91 RON (ULP), E10 compatible		91 RON (ULP), E10 compatible	
Emissions standard	Euro 5		Euro 5	
Bore x stroke	81.0 mm x 97.0 mm		77.0 mm x 85.44 mm	
Compression ratio	11.5:1		9.5:1	
Transmission	2.0 GDi		1.6 T-GDi	
Manual	6 speed manual		6 speed manual	
Automatic	6 speed automatic with sequential manual mode		-	
Dual Clutch Transmission (DCT)	-		7 speed DCT (dry clutch) with sequential manual mode	
Gear ratio	Manual	Automatic	Manual	DCT
1st	3.308	4.440	3.308	3.643
2nd	1.962	2.726	1.962	2.174
3rd	1.257	1.834	1.294	1.826
4th	0.976	1.392	0.976	1.024
5th	0.778	1.000	0.778	0.809
6th	0.633	0.774	0.633	0.854
7th	-	-	-	0.717
Reverse	3.583	3.440	3.583	4.696
Final	4.333	3.270	4.467	4.643 (1st, 2nd, 4th, 5th) 3.611 (3rd, 6th, 7th, Reverse)
Engine/transmission availability	2.0 GDi		1.6 T-GDi	
	Manual	Automatic	Manual	DCT
i30	•	•	-	-
Active	-	•	-	-
Elite	-	•	-	-
N Line	-	-	•	•
N Line Premium	-	-	•	•
Steering	2.0 GDi		1.6 T-GDi	
Type	Column mounted Motor Driven Power Steering (C-MDPS), rack & pinion			
Minimum turning circle diameter between kerbs / walls	10.6 m			
Number of steering wheel turns lock to lock	2.57			

Key:
• = Feature is available on trim = Feature is not available on trim

Hyundai i30 hatch					
Suspension	2.0 GDi		1.6 T-GDi		
Front	MacPherson strut				
Rear	Torsion beam axle		Multi-link		
Brakes	2.0 GDi		1.6 T-GDi		
System	Dual-diagonal, split circuit, power assisted with Electronic Brakeforce Distribution (EBD) and Brake Assist System (BAS)				
Front brake type	Ventilated disc		Ventilated disc		
Front disc dimensions	280 mm x 23 mm		305 mm x 25 mm		
Rear brake type	Solid disc				
Rear disc dimensions	284 mm x 10 mm				
Weight	2.0 GDi		1.6 T-GDi		
	Manual	Automatic	Manual	DCT	
Kerb weight - lightest	1251 kg	1276 kg	1315 kg	1344 kg	
Kerb weight - heaviest	1357 kg	1382 kg	1407 kg	1436 kg	
Gross Vehicle Mass (GVM)	1820 kg	1850 kg	1850 kg	1880 kg	
Towing capacity	2.0 GDi		1.6 T-GDi		
	Manual	Automatic	Manual	DCT	
Braked	1300 kg	1300 kg	1300 kg	1300 kg	
Unbraked	600 kg	600 kg	600 kg	600 kg	
Maximum towball weight	75 kg	75 kg	75 kg	75 kg	
Fuel consumption*	2.0 GDi		1.6 T-GDi		
	Manual	Automatic	Manual	DCT	
Combined (L/100km)	7.3	7.4	7.5	7.1	
Urban (L/100km)	9.7	10.1	10.3	9.4	
Extra Urban (L/100km)	5.9	5.9	6.0	5.9	
CO ₂ - combined (g/km)	170	173	176	167	
Fuel tank volume	50 L				
*Source: Australian Design Rule 81/02 static laboratory combined average city and highway cycle test. Real world fuel consumption will vary depending on a combination of driving habits, the condition of the vehicle, and other factors such as road, traffic and weather conditions. ADR 81/02 test results are meant for comparison purposes only.					
Dimensions	i30	Active	Elite	N Line	N Line Premium
Exterior					
Length	4340 mm	4340 mm		4345 mm	
Width	1795 mm	1795 mm		1795 mm	
Height	1455 mm	1455 mm		1453 mm	
Wheelbase	2650 mm	2650 mm		2650 mm	
Wheel track - front / rear	1559 mm / 1568 mm	1553 mm / 1562 mm		1549 mm / 1563 mm	
Minimum ground clearance (based on kerb weight)	140 mm	140 mm		135 mm	
Interior					
Head room front / rear	994 / 977 mm				

Notes:
1. Apple CarPlay™ is a trademark of Apple Inc., registered in the U.S. and other countries. Requires compatible device and connectivity.
2. Android™ Auto is a trademark of Google LLC. Requires compatible device and connectivity.
3. Finishes specified as leather may contain elements of genuine leather, polyurethane leather (leather substitute) or man-made materials, or a combination thereof.
4. Wireless charging requires a Qi-enabled smartphone or adapter in order to operate.

Hyundai i30 hatch					
Leg room front / rear	1073 / 883 mm				
Shoulder room front / rear	1427 / 1406 mm				
Cargo area - VDA (minimum / maximum)	395 L / 1301 L				
Wheels & tyres	i30	Active	Elite	N Line	N Line Premium
Wheel type	Alloy	Alloy	Alloy	Alloy	Alloy
Wheel type	16 x 6.5J +48	17 x 7.0J +51	17 x 7.0J +51	18 x 7.5J +53	18 x 7.5J +53
Tyre dimensions	205/55 R16 91H	225/45R17 91W	225/45R17 91W	225/40R18 92Y	225/40R18 92Y
Wheels & tyres	i30	Active	Elite	N Line	N Line Premium
Tyre brand	-	-	-	Michelin Pilot Sport 4	Michelin Pilot Sport 4
Spare wheel type	Full size alloy	Full size alloy	Full size alloy	Temporary space saver	Temporary space saver
Driving convenience	i30	Active	Elite	N Line	N Line Premium
Cruise control	•	•	•	•	•
Electronic Parking Brake (EPB) (with auto hold function)	•	•	•	•	•
One touch turn signal - 3, 5, or 7 flashes	•	•	•	•	•
Rain sensing wipers	-	-	•	•	•
Rear wiper - 2-stage, with auto wipe on reverse	•	•	•	•	•
Smart Key with push button start	-	-	•	•	•
Steering wheel mounted controls - audio, phone, cruise control, & trip computer	•	•	•	•	•
Tilt & telescopic steering column	•	•	•	•	•
Driving engagement	i30	Active	Elite	N Line	N Line Premium
Drive Mode - 3 settings (Normal, Eco, Sport)	• (Automatic only)	•	•	• (DCT only)	• (DCT only)
Paddle shifters	-	-	-	• (DCT only)	• (DCT only)

Hyundai i30 hatch					
Active safety	i30	Active	Elite	N Line	N Line Premium
Electronic Stability Control (ESC) including;					
Anti-lock Braking System (ABS)	•	•	•	•	•
Brake Assist System (BAS)	•	•	•	•	•
Electronic Brakeforce Distribution (EBD)	•	•	•	•	•
Hill-start Assist Control (HAC)	•	•	•	•	•
Traction Control System (TCS)	•	•	•	•	•
Vehicle Stability Management (VSM)	•	•	•	•	•
Hyundai SmartSense™ including;					
Blind-Spot Collision Warning (BCW)	-	-	•	-	-
Driver Attention Warning (DAW)	•	•	•	•	•
Forward Collision-Avoidance Assist (FCA) - City/Urban/Interurban/Pedestrian/Cyclist (camera & radar)	•	•	•	•	•
Active safety	i30	Active	Elite	N Line	N Line Premium
Hyundai SmartSense™ including;					
High Beam Assist (HBA)	•	•	•	•	•
Lane Following Assist (LFA)	•	•	•	•	•
Lane Keeping Assist - Line (LKA-L)	•	•	•	•	•
Rear Cross-Traffic Collision Warning (RCCW)	-	-	•	-	-
Safe Exit Warning (SEW)	-	-	•	-	-
Smart Cruise Control with Stop & Go (SCC w/ S&G)	• (Automatic only)	•	•	• (DCT only)	• (DCT only)

i30 Range.

Hyundai i30 hatch					
Other features					
Emergency Stop Signal (ESS)	•	•	•	•	•
Parking Distance Warning - Front (PDW-F) - 4 sensors, with guidance display	-	-	-	-	•
Parking Distance Warning - Reverse (PDW-R) - 4 sensors, with guidance display	•	•	•	•	•
Rear view camera with dynamic guide lines	•	•	•	•	•
Rear View Monitor with Parking Guidance (RVM w/ PG)	-	-	•	-	•
Tyre Pressure Monitoring System (TPMS) - individual tyre pressure readout	•	•	•	•	•
Passive safety	i30	Active	Elite	N Line	N Line Premium
Airbags					
Front airbags - driver & front passenger	•	•	•	•	•
Knee airbag - driver	•	•	•	•	•
Side (thorax) airbags - driver & front passenger	•	•	•	•	•
Side curtain airbags - 1st & 2nd rows	•	•	•	•	•
Doors					
Impact sensing auto door unlock	•	•	•	•	•
Rear door child safety locks	•	•	•	•	•
Passive safety	i30	Active	Elite	N Line	N Line Premium
Seatbelts					
Pretensioners, load limiters & height adjustable upper mounts on front seat belts	•	•	•	•	•

Hyundai i30 hatch					
Seat belt reminder - front & rear seatbelts	•	•	•	•	•
Seating					
Height adjustable front head restraints with tilt function	•	•	•	•	•
Height adjustable rear head restraints	•	•	•	•	•
ISOFIX child restraint anchors (rear outboard seats)	•	•	•	•	•
Top tether child restraint anchors (rear) - 3 anchors	•	•	•	•	•
Security	i30	Active	Elite	N Line	N Line Premium
Security system					
Active lock/unlock operation (user configurable)	•	•	•	•	•
Anti-theft alarm	•	•	•	•	•
Central locking	•	•	•	•	•
Engine immobiliser	•	•	•	•	•
Remotes					
Keyless entry remote - 2x	•	•	-	-	-
Smart Key remote - 2x	-	-	•	•	•
Multimedia system	i30	Active	Elite	N Line	N Line Premium
Functions					
Apple CarPlay ¹ & Android Auto ² compatibility	•	•	•	•	•
Bluetooth phone connectivity	•	•	•	•	•
Satellite navigation	-	-	•	-	•
Live traffic updates (RDS-TMC)	-	-	•	-	•
Touch screen - 8" display	•	•	-	•	-
Touch screen - 10.25" display	-	-	•	-	•

Notes:

1. Apple CarPlay™ is a trademark of Apple Inc., registered in the U.S. and other countries. Requires compatible device and connectivity.
2. Android™ Auto is a trademark of Google LLC. Requires compatible device and connectivity.
3. Finishes specified as leather may contain elements of genuine leather, polyurethane leather (leather substitute) or man-made materials, or a combination thereof.
4. Wireless charging requires a Qi-enabled smartphone or adapter in order to operate.

Hyundai i30 hatch					
Speakers					
Audio system - 6 speakers	•	•	-	•	-
Infinity™ premium audio system - 7 speakers with external amplifier	-	-	•	-	•
Multimedia system	i30	Active	Elite	N Line	N Line Premium
Audio/media sources					
AM / FM radio	•	•	•	•	•
Digital radio (DAB+)	-	-	•	-	•
Radio Data System (RDS)	•	•	•	•	•
Bluetooth audio streaming	•	•	•	•	•
USB audio input with iPod® compatibility	•	•	•	•	•
Occupant comfort & convenience	i30	Active	Elite	N Line	N Line Premium
Upholstery/trim					
Leather ³ appointed steering wheel & gear knob	•	•	•	•	•
Leather ³ appointed seats	-	•	•	•	•
Front seats					
Driver's seat - height adjustable	•	•	•	•	•
Driver's seat - power adjustable - 10-way (including 2-way lumbar support)	-	-	-	-	•
Front centre console armrest - sliding function	-	-	-	-	•
Front centre console armrest storage box - power outlet - 1 x 12V outlet	•	•	•	•	•
Front centre console storage cubby - power outlet - 1 x 12V outlet	•	•	•	•	•

Hyundai i30 hatch					
Front centre console - wireless charging pad (Qi standard) ⁴	-	-	•	•	•
Grip handles - 1x (passenger)	•	•	•	•	•
N Line-exclusive sports front seats with extended bolsters	-	-	-	•	•
Rear seats					
Centre fold down armrest	•	•	•	•	•
Grip handles - 2x	•	•	•	•	•
Windows/shades					
Panoramic glass sunroof - dual panel with tilt and slide front panel and power sunblind	-	-	-	-	•
Occupant comfort & convenience	i30	Active	Elite	N Line	N Line Premium
Power windows - front & rear	•	•	•	•	•
One touch window down function - driver's window	•	-	-	-	-
One touch window up & down function with anti-pinch safety feature - all windows	-	•	•	•	•
Solar control glass	-	-	-	-	•
Sunvisor extensions - driver and front passenger	-	-	-	-	•
Doors/boot/taillgate					
Luggage area power outlet - 1 x 12V outlet	-	-	-	-	•
Vision & sight	i30	Active	Elite	N Line	N Line Premium
Interior mirror					
Electro-chromatic Mirror (ECM) - auto-dimming	-	-	-	-	•

Key:
• = Feature is available on trim = Feature is not available on trim

Hyundai i30 hatch					
Exterior mirrors					
Heated	•	•	•	•	•
Power adjustable	•	•	•	•	•
Power folding with auto fold function	•	•	•	•	•
Instrument cluster/driving displays					
Supervision cluster - 7.0" TFT colour LCD with trip computer & digital speedometer	•	•	•	•	•
Ventilation & heating	i30	Active	Elite	N Line	N Line Premium
Air conditioning					
Climate control - dual zone with auto defog function	-	-	•	•	•
Manual controls	•	•	-	-	-
Cabin air filter	•	•	•	•	•
Cluster ioniser (clean air function)	-	-	•	•	•
Cooling/heating vents - rear centre console	•	•	•	•	•
Ventilation & heating	i30	Active	Elite	N Line	N Line Premium
Front seats					
Air ventilated front seats	-	-	-	-	•
Heated front seats	-	-	-	-	•
Other features					
Heated rear windshield	•	•	•	•	•
Exterior styling	i30	Active	Elite	N Line	N Line Premium
Front					
Front grille inserts - dark chrome	•	•	•	-	-
N Line-exclusive black bezel headlights	-	-	-	•	•
N Line-exclusive front bumper with mesh insert grille	-	-	-	•	•

Hyundai i30 hatch					
N Line-exclusive front lip spoiler with silver painted insert	-	-	-	•	•
Side					
Door frame & beltline moulding - satin chrome	-	•	•	-	-
Gloss black side mirrors	-	-	-	•	•
Rear					
Dual exhaust tips - chrome	-	-	-	•	•
N Line-exclusive rear bumper	-	-	-	•	•
N Line-exclusive rear diffuser with silver painted insert	-	-	-	•	•
Spoiler - black, hatch mounted	•	•	•	•	•
Interior styling	i30	Active	Elite	N Line	N Line Premium
Treatments					
Black headlining	-	-	-	•	•
Coloured stitching and inserts - red (air vents, seats, steering wheel, front armrest, gear knob, and gear shift boot)	-	-	-	•	•
Coloured seatbelts - red (front seats & rear outboard seats only)	-	-	-	•	•
Interior styling	i30	Active	Elite	N Line	N Line Premium
N Dark Metal painted inserts (door handles & steering wheel)	-	-	-	•	•
Materials					
Cloth headlining	-	-	-	-	•
Sports pedals - alloy	-	-	-	•	•
Design					
N Line-exclusive sports gear knob	-	-	-	•	•
N Line-exclusive sports steering wheel	-	-	-	•	•

Notes:

1. Apple CarPlay™ is a trademark of Apple Inc., registered in the U.S. and other countries. Requires compatible device and connectivity.
2. Android™ Auto is a trademark of Google LLC. Requires compatible device and connectivity.
3. Finishes specified as leather may contain elements of genuine leather, polyurethane leather (leather substitute) or man-made materials, or a combination thereof.
4. Wireless charging requires a Qi-enabled smartphone or adapter in order to operate.

Hyundai i30 hatch					
Lighting	i30	Active	Elite	N Line	N Line Premium
Exterior lighting - front					
Daytime Running Lights (DRL) - LED	•	•	•	•	•
Headlight functions - automatic dusk sensing with escort and welcome	•	•	•	•	•
Headlight type - LED (low/high beam)	-	-	-	•	•
Headlight type - projector beam	•	•	•	•	•
Indicator lights - LED	•	•	•	•	•
Positioning lights - LED	•	•	•	•	•
Exterior lighting - rear					
High mount stop light (HMSL) - LED	•	•	•	•	•
Rear combination lights - LED (bulb indicator and reverse lights)	-	-	-	•	•
Exterior lighting - others					
Courtesy lights - LED, in front door handles	-	-	•	•	•
Side repeaters - LED, integrated into side mirrors	•	•	•	•	•
Interior lighting - front					
Front room lights and map lights	•	•	•	•	•
Lighting	i30	Active	Elite	N Line	N Line Premium
Vanity mirror lights	•	•	•	•	•
Interior lighting - rear					
Centre room light	•	•	•	•	-
Rear room lights and map lights (outboard) - LED	-	-	-	-	•
Interior lighting - others					
Cargo area light	•	•	•	•	•
Interior light fade-out delay	•	•	•	•	•

Hyundai i30 hatch					
Safety reflectors - integrated in doors (front)	•	•	•	•	•
Storage solutions	i30	Active	Elite	N Line	N Line Premium
Front seats					
Cup holders - centre console	•	•	•	•	•
Front seat back pockets	•	•	•	•	•
Glovebox compartment	•	•	•	•	•
Retractable sunglasses compartment	•	•	•	•	•
Ticket holders - sunvisors (driver and front passenger)	•	•	•	•	•
Rear seats					
Coat hooks - 4x	•	•	•	•	•
Cup holders - armrest	•	•	•	•	•
Rear seating split folding - 60:40	•	•	•	•	•
Boot/luggage area					
Bag hooks - 2x	•	•	•	•	•
Luggage compartment - 4x tie down hooks	•	•	•	•	•
Luggage net	-	-	-	-	•
Others					
Doors - map pockets and bottle bulges (front and rear)	•	•	•	•	•

Key:
• = Feature is available on trim
= Feature is not available on trim

i30 Range.

Hyundai i30 Sedan				
Engine	SmartStream G2.0		SmartStream G1.6 T-GDi	
Configuration	Transverse front mounted driving front wheels		Transverse front mounted driving front wheels	
Cylinder capacity	2.0 litres (1,999 cc)		1.6 litres (1,598 cc)	
Number of cylinders	4 in-line		4 in-line	
Valve system	16 Valve, Double Overhead Cam (DOHC), Dual Continuously Variable Valve Timing (D-CVVT)		16 Valve, Double Overhead Cam (DOHC), Continuously Variable Valve Duration (CVVD)	
Intake system	2-step variable induction system		Turbocharger	
Maximum power	117 kW @ 6,200 RPM		150 kW @ 6,000 RPM	
Maximum torque	191 Nm @ 4,500 RPM		265 Nm @ 1,500 - 4,500 RPM	
Fuel system	MPi (Multi Point Injection)		T-GDi (Turbo Gasoline Direct Injection)	
Fuel type	91 RON (ULP), E10 compatible		91 RON (ULP), E10 compatible	
Emissions standard	Euro 5		Euro 5	
Bore x stroke	81.0 mm x 97.0 mm		75.6 mm x 89.0 mm	
Compression ratio	10.8:1		10:1	
Transmission	SmartStream G2.0		SmartStream G1.6 T-GDi	
Manual	6 speed manual		6 speed manual	
Automatic	6 speed automatic with sequential manual mode		-	
Dual Clutch Transmission (DCT)	-		7 speed DCT (dry clutch) with sequential manual mode	
Gear ratio	Manual	Automatic	Manual	DCT
1st	3.615	4.400	3.308	3.643
2nd	1.962	2.726	1.962	2.174
3rd	1.294	1.834	1.294	1.826
4th	1.024	1.392	0.976	1.024
5th	0.860	1.000	0.778	0.809
6th	0.756	0.774	0.633	0.854
7th	-	-	-	0.717
Reverse	3.583	3.440	3.583	4.696
Final	4.188	3.270	4.467	4.643 (1st, 2nd, 4th, 5th) 3.611 (3rd, 6th, 7th, Reverse)
Engine/transmission availability	SmartStream G2.0		SmartStream G1.6 T-GDi	
	Manual	Automatic	Manual	DCT
Active	•	•	-	-
Elite	-	•	-	-
N Line	-	-	•	•
N Line Premium	-	-	-	•
Steering	SmartStream G2.0		SmartStream G1.6 T-GDi	
Type	Column mounted Motor Driven Power Steering (C-MDPS), rack & pinion			
Minimum turning circle diameter between kerbs / walls	10.8 m		10.8 m	
Number of steering wheel turns lock to lock	2.48		2.41	
Suspension	SmartStream G2.0		SmartStream G1.6 T-GDi	
Front	MacPherson strut			
Rear	Torsion beam axle		Multi-link	

Key:
• = Feature is available on trim = Feature is not available on trim

Hyundai i30 Sedan				
Brakes	SmartStream G2.0		SmartStream G1.6 T-GDi	
System	Dual-diagonal, split circuit, power assisted with Electronic Brakeforce Distribution (EBD) and Brake Assist System (BAS)			
Front brake type	Ventilated disc		Ventilated disc	
Front disc dimensions	280 mm x 25 mm		305 mm x 25 mm	
Rear brake type	Solid disc		Solid disc	
Rear disc dimensions	262 mm x 10 mm		Standard Handbrake: 262 mm x 10 mm Electronic Parking Brake (EPB): 284 mm x 10 mm	
Weight	SmartStream G2.0		SmartStream G1.6 T-GDi	
	Manual	Automatic	Manual	DCT
Kerb weight - lightest	1210 kg	1230 kg	1310 kg	1340 kg
Kerb weight - heaviest	1280 kg	1300 kg	1355 kg	1385 kg
Gross Vehicle Mass (GVM)	1740 kg	1770 kg	1820 kg	1850 kg
Towing capacity	SmartStream G2.0		SmartStream G1.6 T-GDi	
	Manual	Automatic	Manual	DCT
Braked	1200 kg	1200 kg	1200 kg	1100 kg
Unbraked	610 kg	610 kg	610 kg	610 kg
Maximum towball weight	75 kg	75 kg	75 kg	75 kg
Fuel consumption*	SmartStream G2.0		SmartStream G1.6 T-GDi	
	Manual	Automatic	Manual	DCT
Combined (L/100km)	7.0	7.0	7.5	6.8
Urban (L/100km)	9.4	10.0	10.3	8.9
Extra Urban (L/100km)	5.7	5.3	5.9	5.5
CO ₂ - combined (g/km)	160	159	174	157
Fuel tank volume	47 L			
*Source: Australian Design Rule 81/02 static laboratory combined average city and highway cycle test. Real world fuel consumption will vary depending on a combination of driving habits, the condition of the vehicle, and other factors such as road, traffic and weather conditions. ADR 81/02 test results are meant for comparison purposes only.				
Dimensions	Active	Elite	N Line	N Line Premium
Exterior				
Length	4650 mm		4675 mm	
Width	1825 mm		1825 mm	
Height	1430 mm		1430 mm	
Wheelbase	2720 mm		2720 mm	
Wheel track - front / rear	1579 mm / 1590 mm		1566 mm / 1581 mm	
Minimum ground clearance (based on kerb weight)	140 mm		140 mm	
Interior				
Head room front / rear	1030 / 947 mm		989 / 947 mm	
Leg room front / rear	1074 / 964 mm			
Shoulder room front / rear	1434 / 1412 mm			
Cargo area - VDA	474 L			
Wheels & tyres	Active	Elite	N Line	N Line Premium
Wheel type	Alloy	Alloy	Alloy	Alloy
Wheel dimensions	17 x 7.0J +49	17 x 7.0J +49	18 x 8.0J +56	18 x 8.0J +56
Tyre dimensions	225/45R17 91W	225/45R17 91W	235/40R18 95Y XL	235/40R18 95Y XL
Tyre brand	-	-	Goodyear Eagle F1 Asymmetric 2	Goodyear Eagle F1 Asymmetric 2

Notes:
1. Apple CarPlay™ is a trademark of Apple Inc., registered in the U.S. and other countries. Requires compatible device and connectivity.
2. Android™ Auto is a trademark of Google LLC. Requires compatible device and connectivity.
3. Finishes specified as leather may contain elements of genuine leather, polyurethane leather (leather substitute) or man-made materials, or a combination thereof.
4. Wireless charging requires a Qi-enabled smartphone or adapter in order to operate.

Hyundai i30 Sedan				
Spare wheel type	Full size alloy	Full size alloy	Temporary space saver	Temporary space saver
Driving convenience	Active	Elite	N Line	N Line Premium
Cruise control	•	•	•	•
Electronic Parking Brake (EPB) (with auto hold function)	• (Automatic only)	•	• (DCT only)	•
Integrated Memory System (IMS) - driver's seat	-	-	-	•
One touch turn signal - 3, 5, or 7 flashes	•	•	•	•
Rain sensing wipers	-	•	•	•
Remote start - via Smart Key	-	•	• (DCT only)	•
Smart Key with push button start	-	•	•	•
Steering wheel mounted controls - audio, phone, cruise control, & trip computer	•	•	•	•
Tilt & telescopic steering column	•	•	•	•
Driving engagement	Active	Elite	N Line	N Line Premium
Drive Mode - 3 settings (Normal, Eco, Sport)	• (Automatic only)	•	• (DCT only)	•
Paddle shifters	-	-	• (DCT only)	•
Active safety	Active	Elite	N Line	N Line Premium
Electronic Stability Control (ESC) including;				
Anti-lock Braking System (ABS)	•	•	•	•
Brake Assist System (BAS)	•	•	•	•
Electronic Brakeforce Distribution (EBD)	•	•	•	•
Hill-start Assist Control (HAC)	•	•	•	•
Traction Control System (TCS)	•	•	•	•
Vehicle Stability Management (VSM)	•	•	•	•
Hyundai SmartSense™ including;				
Blind-Spot Collision-Avoidance Assist (BCA)	-	•	• (DCT only)	•
Blind-Spot Collision Warning (BCW)	-	-	• (Manual only)	-
Driver Attention Warning (DAW)	•	•	•	•
Forward Collision-Avoidance Assist (FCA) - camera and radar type, including: - Car/Pedestrian/Cyclist detection - City/Urban/Interurban operational speeds - Junction Turning (FCA-JT) functionality	•	•	•	•
High Beam Assist (HBA)	-	-	•	•
Lane Following Assist (LFA)	•	•	•	•

Hyundai i30 Sedan				
Passive safety	Active	Elite	N Line	N Line Premium
Lane Keeping Assist - Line/Road-edge (LKA-L/R)	•	•	•	•
Parking Collision-Avoidance Assist - Rear (PCA-R)	-	•	-	•
Rear Cross-Traffic Collision-Avoidance Assist (RCCA)	-	•	• (DCT only)	•
Rear Cross-Traffic Collision Warning (RCCW)	-	-	• (Manual only)	-
Rear Occupant Alert (ROA)	•	•	•	•
Safe Exit Warning (SEW)	-	•	•	•
Smart Cruise Control with Stop & Go (SCC w/ S&G)	• (Automatic only)	•	• (DCT only)	•
Other features				
Emergency Stop Signal (ESS)	•	•	•	•
Manual Speed Limit Assist (MSLA)	•	•	•	•
Parking Distance Warning - Front (PDW-F) - 4 sensors, with guidance display	-	-	-	•
Parking Distance Warning - Reverse (PDW-R) - 4 sensors, with guidance display	•	•	•	•
Rear View Monitor with Parking Guidance (RVM w/ PG)	•	•	•	•
Tyre Pressure Monitoring System (TPMS) - individual tyre pressure readout	•	•	•	•
Active safety	Active	Elite	N Line	N Line Premium
Airbags				
Front airbags - driver & front passenger	•	•	•	•
Side (thorax) airbags - driver & front passenger	•	•	•	•
Side curtain airbags - 1st & 2nd rows	•	•	•	•
Doors				
Impact sensing auto door unlock	•	•	•	•
Rear door child safety locks	•	•	•	•
Seatbelts				
Pretensioners, load limiters & height adjustable upper mounts on front seat belts	•	•	•	•
Seat belt reminder - front & rear seatbelts	•	•	•	•
Seating				
Height adjustable front head restraints	•	•	•	•
Height adjustable rear head restraints	•	•	•	•
ISOFIX child restraint anchors (rear outboard seats)	•	•	•	•

i30 Range.

Hyundai i30 Sedan				
Top tether child restraint anchors (rear) - 3 anchors	•	•	•	•
Security	Active	Elite	N Line	N Line Premium
Security system				
Active lock/unlock operation (user configurable)	•	•	•	•
Anti-theft alarm	•	•	•	•
Central locking	•	•	•	•
Engine immobiliser	•	•	•	•
Remotes				
Keyless entry remote - 2x	•	-	-	-
Smart Key remote - 2x	-	•	•	•
Multimedia system	Active	Elite	N Line	N Line Premium
Functions				
Apple CarPlay ¹ & Android Auto ² compatibility	•	•	•	•
Bluetooth phone connectivity	•	•	•	•
Satellite navigation	-	•	-	•
Live traffic updates (RDS-TMC)	-	•	-	•
Touch screen - 8" display	•	-	•	-
Touch screen - 10.25" display	-	•	-	•
Speakers				
Audio system - 6 speakers	•	-	•	-
Bose™ premium audio system - 8 speakers with external amplifier	-	•	-	•
Audio/media sources				
AM / FM radio	•	•	•	•
Digital radio (DAB+)	-	•	-	•
Radio Data System (RDS)	•	•	•	•
Bluetooth audio streaming	•	•	•	•
USB audio input with iPod® compatibility	•	•	•	•
Occupant comfort & convenience	Active	Elite	N Line	N Line Premium
Upholstery/trim				
Leather ³ appointed steering wheel & gear knob	•	•	•	•
Leather ³ appointed seats	•	•	•	•
Front seats				
Driver's seat - height adjustable	•	•	•	•
Driver's seat - power adjustable - 10-way (including 2-way lumbar support)	-	-	-	•
Front centre console storage cubby - power outlet - 1x 12V outlet	•	•	•	•
Front centre console storage cubby - USB power outlet	•	•	•	•

Hyundai i30 Sedan				
Front centre console armrest storage box - USB power outlet	-	-	-	•
Front centre console - wireless charging pad (Qi standard) ⁴	•	•	•	•
Grip handles - 1x (passenger)	•	•	•	•
N Line-exclusive sports front seats with extended bolsters	-	-	•	•
Rear seats				
Centre fold down armrest	•	•	•	•
Grip handles - 2x	•	•	•	•
Windows/shades				
Glass sunroof - tilt and slide panel	-	-	-	•
Power windows - front & rear	•	•	•	•
One touch window up & down function with anti-pinch safety feature - driver's window	•	•	•	•
Solar control glass	-	-	-	•
Sunvisor extensions - driver and front passenger	-	-	-	•
Doors/boot/tailgate				
Smart Boot (hands-free opening)	-	•	•	•
Vision & sight	Active	Elite	N Line	N Line Premium
Interior mirror				
Electro-chromatic Mirror (ECM) - auto-dimming	-	-	-	•
Exterior mirrors				
Heated	•	•	•	•
Power adjustable	•	•	•	•
Power folding with auto fold function	-	•	•	•
Instrument cluster/driving displays				
Supervision cluster - 4.2" TFT colour LCD with trip computer & digital speedometer	•	-	•	-
Supervision cluster - 10.25" TFT colour LCD with trip computer & digital speedometer	-	•	-	•
Ventilation & heating	Active	Elite	N Line	N Line Premium
Air conditioning				
Climate control - dual zone with auto defog function	-	•	•	•
Manual controls	•	-	-	-
Cabin air filter	•	•	•	•
Cooling/heating vents - rear centre console	•	•	•	•

Notes:


1. Apple CarPlay™ is a trademark of Apple Inc., registered in the U.S. and other countries. Requires compatible device and connectivity.
2. Android™ Auto is a trademark of Google LLC. Requires compatible device and connectivity.
3. Finishes specified as leather may contain elements of genuine leather, polyurethane leather (leather substitute) or man-made materials, or a combination thereof.
4. Wireless charging requires a Qi-enabled smartphone or adapter in order to operate.

Hyundai i30 Sedan				
Front seats				
Air ventilated front seats	-	-	-	•
Heated front seats	-	-	-	•
Other features				
Heated rear windshield	•	•	•	•
Exterior styling	Active	Elite	N Line	N Line Premium
Front				
Front grille inserts - dark chrome	•	•	-	-
Front bumper inserts - dark chrome	•	•	-	-
N Line-exclusive front grille inserts - gloss black	-	-	•	•
N Line-exclusive front bumper	-	-	•	•
Side				
Beltline moulding - satin chrome	•	•	-	-
Beltline moulding - gloss black	-	-	•	•
Gloss black side mirrors	-	-	•	•
Gloss black side skirts	-	-	•	•
Rear				
Dual exhaust tips - chrome	-	-	•	•
N Line-exclusive rear bumper	-	-	•	•
N Line-exclusive rear diffuser	-	-	•	•
N Line-exclusive lip spoiler	-	-	•	•
Interior styling	Active	Elite	N Line	N Line Premium
Treatments				
Black headlining	-	-	•	•
Coloured stitching and inserts - red (seats, steering wheel, gear knob, and gear shift boot)	-	-	•	•
N Dark Metal painted inserts (door handles, front speaker grilles, and steering wheel)	-	-	•	•
Materials				
Sports pedals - alloy	-	-	•	•
Design				
N Line-exclusive sports gear knob	-	-	•	•
N Line-exclusive sports steering wheel	-	-	•	•
Lighting	Active	Elite	N Line	N Line Premium
Exterior lighting - front				
Daytime Running Lights (DRL) - LED	•	•	•	•
Headlight functions - automatic dusk sensing with escort and welcome	•	•	•	•
Headlight type - LED (low/high beam)	-	-	•	•
Headlight type - projector beam	•	•	•	•


Hyundai i30 Sedan				
Positioning lights - LED	•	•	•	•
Exterior lighting - rear				
Rear combination lights - LED (bulb indicator and reverse lights)	-	-	•	•
Exterior lighting - others				
Courtesy lights - LED, in front door handles	-	•	•	•
Side repeaters - LED, integrated into side mirrors	•	•	•	•
Interior lighting - front				
Dashboard ambient lighting - LED	-	•	-	•
Front room lights and map lights	•	•	•	•
Vanity mirror lights	•	•	•	•
Interior lighting - rear				
Centre room light	•	•	•	•
Interior lighting - others				
Cargo area light	•	•	•	•
Interior light fade-out delay	•	•	•	•
Storage solutions	Active	Elite	N Line	N Line Premium
Front seats				
Cup holders - centre console	•	•	•	•
Front passenger seat back pocket	•	•	•	•
Glovebox compartment	•	•	•	•
Ticket holders - sunvisors (driver and front passenger)	•	•	•	•
Rear seats				
Coat hook - 1x	•	•	•	•
Cup holders - armrest	•	•	•	•
Rear seating split folding - 60:40	•	•	•	•
Others				
Doors - map pockets (front) and bottle bulges (front and rear)	•	•	•	•

Key:
• = Feature is available on trim
= Feature is not available on trim

 facebook.com/hyundaiaustralia

 twitter.com/hyundaiaus

 instagram.com/hyundaiaus

 youtube.com/hyundaiaustralia

Hyundai Motor Company Australia

394 Lane Cove Road, Macquarie Park, NSW Australia 2113

hyundai.com/au/en

Hyundai Motor Company (HMC) and Hyundai Motor Company Australia (HMCA) each reserve the right to alter vehicle specifications and equipment levels without notice. Some equipment featured on the cars in this brochure may not be available in Australia or may be optional. To the extent permitted by law, neither HMC nor HMCA shall be liable to any person as a result of reliance on the content of this brochure. Please consult your Hyundai Dealer for the latest specifications, equipment levels, options, prices, colours and vehicle availability. Metallic and mica paint are optional extras. Note: information in this brochure is current as at 02/2022. Part No. CN7PD0222B