



All-new  
**SORENTO**  
MY21





All-new  
**SORENTO**



URBAN  
**SOPHISTICATION**

A large SUV that puts the focus firmly on family and luxury. More spacious, more versatile with class-leading innovations wrapped in finely tailored style. The All-New Kia Sorento not only is the most high-tech Kia car ever made, but also leads the way in SUV design.





# BOLDLY PRACTICAL

The aesthetic details of the All-New Sorento are firmly grounded in functionality. You can see it in the aerodynamic wheel spokes, the position-establishing geometric LED lamps, and the air intakes that cool brake and engine components. From any side, these practical improvements result in strikingly bold design.



LED rear combination lamps available on Sport+ & GT-Line only. 20-inch alloy wheels (with dark chrome finish) available on GT-Line only. LED Headlights available standard across the range. LED Projection type shown, available on GT-Line only.




# ALL NEW URBAN STYLE

Building on a solid legacy of all-weather practicality, the All-New Sorento arrives with an all-new platform designed for superior safety and performance. Roomier and more inviting, it's also an SUV that's easy to get comfortable with. And when it comes to driving, it's the most fun Sorento ever.








SLEEK LINES  
POWERFUL DESIGNS

The wraparound form of the Sorento cockpit draws you in with its sculpted surfaces and smooth lines. Large touchscreens and steering wheel controls require minimal eye contact and are easy to tap and move through. Sturdy inner door panels are designed to keep looking great year in and year out. The 12.3 inch high resolution digital instrument cluster delivers a tailored driving experience. Choose from 4 selectable themes creating a highly responsive and innovative wide-screen experience.





The wraparound contours of the space offers an athletic and spacious feeling, and its high level of detail enhances the sophistication of the interior. The Quilted Nappa Leather Appointed<sup>3</sup> offers heated and ventilated seating for your comfort and the spacious cabin provides more leg and headroom for a whole new level of luxury and versatility.

# BALANCE OF LUXURY AND VERSATILITY

GT-Line model shown. Overseas model shown. Australian model will differ. First-row heated and ventilated seats on GT-Line only. Second-row heated outer seats available on GT-Line only.



# SEAMLESS DELIVERY OF THE INFORMATION YOU NEED

Being a driver is not what it used to be. Modern technology means that there is now an infinite supply of information out there, so prioritisation is everything. The All-New Sorento surrounds you with a simple presentation of only crucial data, while keeping distractions to an absolute minimum. Its simplicity will grow on you from the very start.



GT-Line shown

## Bluetooth® Multi-connection functionality<sup>1</sup>

Stay connected with your devices. Two paired Bluetooth® phones can be connected at the same time for streaming music. Only one phone can be used for hands-free calls.

## 10.25-inch touchscreen

The pinchable, zoomable, high-resolution display presents data for navigation and audio, as well as the rear view monitor and parking guidance. The customisable screen can be split into two views at once, and voice controls are now integrated when paired with a compatible smartphone. (Sport, Sport+ & GT-Line only).



## BOSE® 12 Speaker Premium Sound System

The BOSE® 12 speaker Premium Sound System offers stunning clarity across all three rows. Mated to the system's Driver Talk intercom, it allows the driver to speak with back-seat passengers without having to shout or turn around. Quiet mode switches the audio system from full-interior sound to a reduced-volume, front-seat only mode.



GT-Line only

## Colour head-up display

The head-up display projects an image equivalent to an 8.5-inch screen onto the windshield, enabling you to monitor a wide range of functions. This includes speed monitoring, remaining distance to empty, cruise control data, turn by turn navigation guide, blind spot detection warning and the road's speed limit. All this, without having to take your eyes away from the road.




GT-Line only

## Wireless phone fast charging (Qi)<sup>2</sup>

Now with up to 15W of electric power, the charging pad in the front centre console bin lets you charge compatible mobile phones wirelessly. The display shows orange while charging and turns green when charging is complete.



GT-Line only



## 12.3-inch TFT LCD supervision cluster

The 12.3-inch supervision cluster is Kia's most dynamic and outstandingly high resolution instrument cluster yet. The digital instrument cluster intelligently presents speed, warnings, navigation cues, blind spot view monitor system and much more. Select your view from two theme sets. Theme A presents digital dials and colours based on the selected drive mode (Comfort / Eco / Sport / Smart). Theme B presents a virtual background which changes based on the time of day (Daytime / Night/ Sunset/ Sunrise).



GT-Line only





Overseas model shown.

**Ample luggage space**

Behind the third-row seats is 187L of cargo space, enough for two suitcases or golf bags. Fold the third-row flat to increase cargo space to 616L. Step it up even further by folding the second-row seats as well and gain access to an enormous 2,011L of space. (L, VDA)

**Hands-free smart power tailgate**

Simply stand behind the vehicle for three seconds while holding the smart key, and the tailgate will open automatically. You can even set the opening height to fit your preferences through the 10.25-inch AVN menu settings.



Sport + and GT-Line only

**Easy entry and exit**

Just push a button to move the second-row seats forward for an easy entry into the third row. Aided by the platform's longer wheelbase the second-row seats now slide up to 45mm further, creating a wider point of entry to the third row. The third-row walk-in handle is conveniently placed to assist you getting in and out of the third-row with ease.

**Seven seats for maximum flexibility**

The All-New Sorento is available with comfortable seating for up to seven. The second row can be configured into two separate foldable seats with armrests, or a 60:40 split-folding row of three seats. The third row includes two separately foldable seats. Fold some or all seatbacks to expand the cargo space.



Walk-in button

Walk-in handle

Overseas model shown.

**SPACE FOR BIG ADVENTURES AND EVERYDAY ESCAPES**

The Sorento is about possibilities and practicality. It provides the perfect space for relaxation as well as amazing flexibility in case you need to make room for an unusually large purchase, help a friend move, or disappear into the countryside for a long weekend.



Overseas model shown.

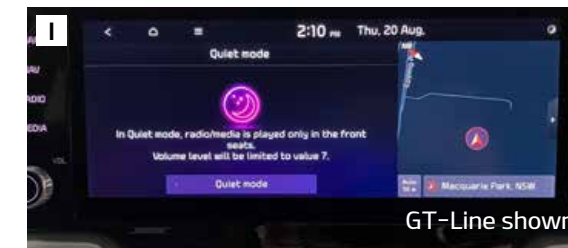
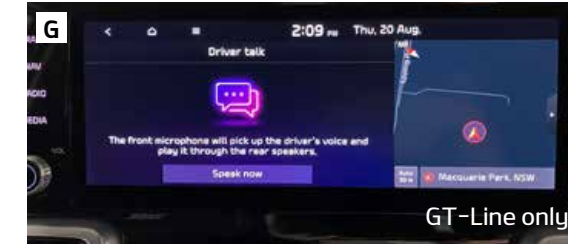


# PERSONALISATION AND AMENITIES

## INTERIOR AND EXTERIOR



## AMENITIES



## VENTILATION



A. Panoramic sunroof (powered) / B. Interior mood lighting / C. Hidden rear wiper / D. Electrochromic rear view mirror (ECM)

E. Alloy sport pedals / F. Sunshade blinds (2nd row)


G. Drive talk in-car intercom / H. Rear occupant alert / I. Quiet mode / J. Driver Attention Alert+ (DAA+) / K. Manual climate control

M. 2nd row console airvent / N. 3rd row rear airconditioning system (fan speed control only)



# PERSONALISATION AND AMENITIES

## SEATING



## CONNECTIVITY



## CONVENIENCE



A. Venilated & heated front seats / B. Smart temperature comfort control for driver seat / C. Integrated Memory System (IMS) / D. 14-way power driver's seat  
E. Smart one touch flat folding 2nd row seats (60:40) / F. Passenger walk-in device

G. 8" colour LCD touch screen / H. Steering wheel remote controls / I. 1st row seat back USB chargers x 2 / J. Rear door armrest cup holder  
K. 3rd row armrest cup holder / L. Seatback double pocket



# TRIM

The interior upholstery, carpet and trim selections for the All-New Sorento offer a range of comfortable, refreshingly stylish combinations. Metallic and textured surfaces add visual appeal, while all interior materials were designed for durability, ease of cleaning, and long-lasting, unfading colour.

## S and Sport



S and Sport Only




Embossed Cloth

## Sport+



Sport+ Only



Leather

## GT-Line



GT-Line Only



Quilted Nappa Leather appointed<sup>3</sup>





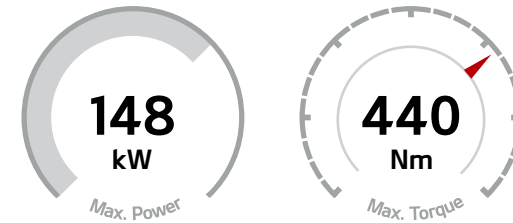
# FOR AN UNCOMPROMISING ROAD TRIP

The All New Sorento has improved towing max. downhill weight of 200kg and braked towing capacity of 2,000kg to suit your active lifestyle.



# THE RIGHT BALANCE OF POWER AND FINESSE

Easy to manoeuvre and fun to drive, the new, lighter-weight Sorento is available with a choice of spirited and efficient engines, while the transmissions give you precise control over shift points. Terrain settings optimise the vehicle systems for specific road surfaces (Diesel engines only).



### Smartstream 2.2L Diesel Engine

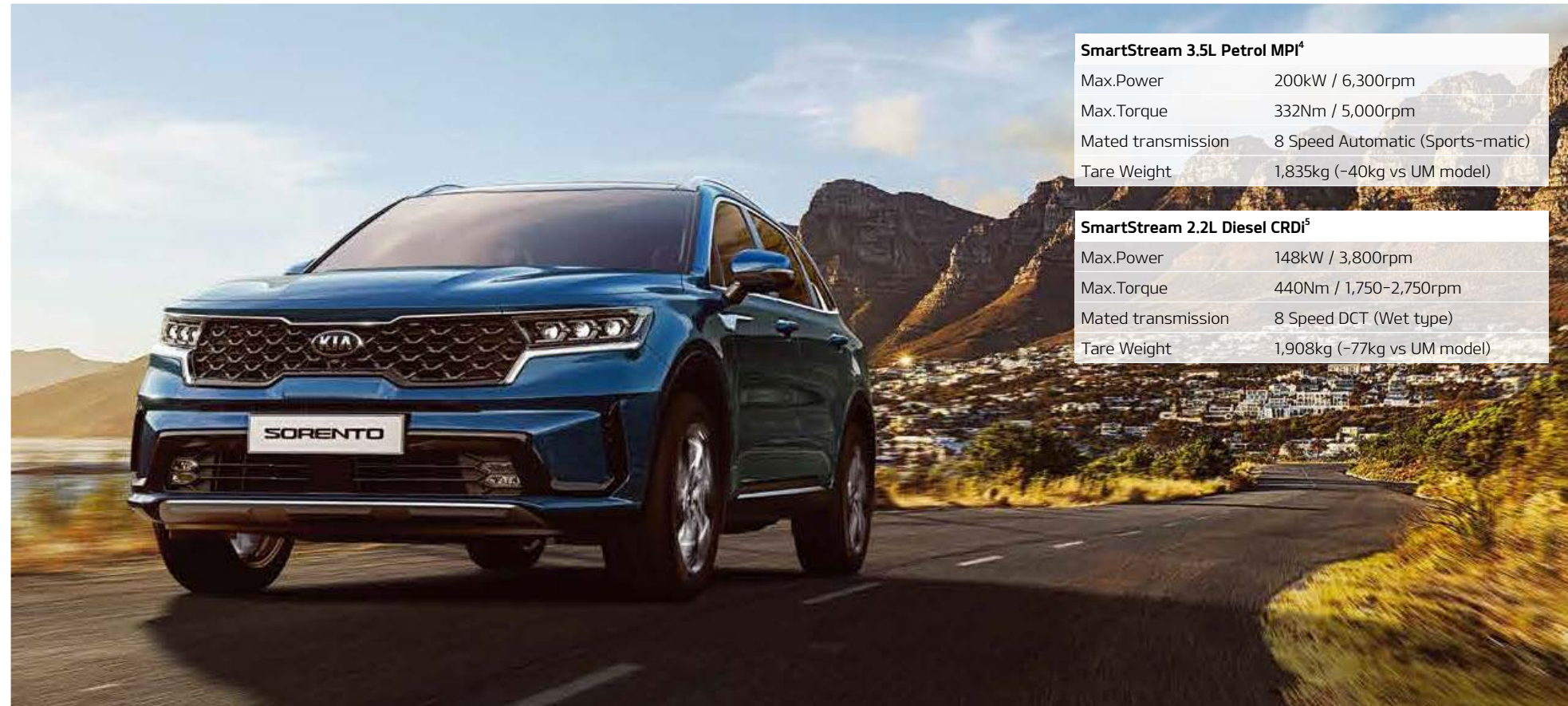
This quiet, efficient, low-vibration diesel powerplant yields 148kW at 3,800rpm with maximum torque output of 440Nm across a wide 1,750 - 2,750rpm range.

### SmartStream 3.5L Petrol MPI<sup>4</sup>

Max.Power	200kW / 6,300rpm
Max.Torque	332Nm / 5,000rpm
Mated transmission	8 Speed Automatic (Sports-matic)
Tare Weight	1,835kg (-40kg vs UM model)

### SmartStream 2.2L Diesel CRDi<sup>5</sup>

Max.Power	148kW / 3,800rpm
Max.Torque	440Nm / 1,750-2,750rpm
Mated transmission	8 Speed DCT (Wet type)
Tare Weight	1,908kg (-77kg vs UM model)



### SNOW mode

Simply select the Multi-Terrain Control's SNOW mode and the advanced AWD system employs variable power delivery to the rear wheels to optimise tyre traction on slippery snow-covered roads.

### MUD mode

Enjoy maximum traction even on muddy roads thanks to a new coupling unit that provides electronically controlled torque distribution among the four wheels. Upon sensing individual wheel slip, the smart controller automatically compensates by increasing torque to the wheels with greater traction.

### SAND mode

The smart controller automatically adjusts the power distribution ratio between the front and rear axles and will automatically allocate the correct amount of torque and/or braking power to individual wheels to ensure the highest level of safety on sand-covered surfaces.

### Drive mode

Switch between 'Drive' and 'Terrain' modes with the simple push of a button. Turn the knob to select the mode that suits you best: COMFORT for everyday driving, ECO for optimal fuel efficiency, SPORT for increased steering wheel feedback and throttle responsiveness, or SMART which employs a learning algorithm that automatically adjusts gear shift intervals based on recent driving patterns.

### Multi-Terrain Control

On challenging surfaces, SNOW, MUD and SAND modes ensure optimal tyre traction over different road conditions. A quick glance at the centre cluster confirm Terrain mode status.

### Rotary Gear Shift Dial (Shift-By-Wire)

Intuitive and clear, the dial type gear shift makes changing gears as simple as turning a dial.



GT-Line only

### Shift Lever (With Sequential Shift Mode)

The Shift Lever offers the driver a premium feel, with the option of shifting into Sequential Manual Mode when in Drive.



S, Sport, Sport+ only

### Electronic Parking Brake (EPB)

The Electronic Parking Brake can be applied and released by a switch in the centre console.



### Paddle shift levers

Access more torque sooner and choose your own shift points for the 8-speed DCT or 8-speed Automatic transmission instantly, without taking your hands from the steering wheel. The levers are mounted right at your fingertips.



GT-Line only






**Autonomous Emergency Braking (AEB - Car, Pedestrian, Cyclist and Junction Assist)<sup>6</sup>**

AEB uses a front view camera and front radar to detect vehicles, pedestrians or cyclists ahead. By warning and braking automatically, it can help you avoid or reduce the severity of an accident. If the Junction Assist function detects a risk of collision when turning at an intersection, the AEB system will warn the driver with audio/visual alerts, steering wheel vibration and will automatically apply the brakes if the driver does not react in time.

**Lane Keeping Assist (LKA)<sup>6</sup>**

There's no need to worry about drifting out of your lane. LKA monitors your position in the lane, and if you begin to wander to either side, it alerts you and even steers you back into place to keep you precisely where you need to be.



# AN EXTRA SET OF EYES TO KEEP YOU PROTECTED AT ALL TIMES

Tapping into the power of the latest sensing technology and intelligent processing, the All-New Sorento helps you stay aware of your position and the movement of the vehicles, bicycles and pedestrians around you. It can even step in to help prevent collisions and keep pedestrians safe.

**Blind-Spot View Monitor (BVM)<sup>6</sup>**

Activate the turn signal and BVM will present live video footage on the instrument cluster of other vehicles in the blind spot on the side of the intended lane change.



GT-Line only



**Advanced Smart Cruise Control (ASCC)<sup>6</sup>**

With a simple touch of a button, ASCC will maintain the driver's selected speed. Using the front view camera and front radar, the system allows the vehicle to automatically maintain a safe following distance, reduce speed, and even come to a complete stop and start again, if necessary.



GT-Line only

**Surround View Monitor (SVM)<sup>6</sup>**

When maneuvering in confined spaces, multiple cameras give you a zoomable, 360° overhead view around the vehicle, so you can steer and park with confidence.



GT-Line only

**Remote Smart Parking Assist<sup>7</sup>**

A segment first, the Remote Smart Parking Assist let's the user start the vehicle remotely from the key fob, allowing the driver to control forward and backward movement of the Sorento. Perfect for getting in or out of a tight parking space or garage.





### 7-airbag system

To help protect occupants and potentially reduce injuries in the event of a collision, seven airbags are offered: driver, front passenger, two front-side, two side-curtain (first and second-rows) and front centre side airbag.



### Vehicle Stability Management (VSM)<sup>6</sup>

Continuously monitoring road conditions, VSM helps to protect occupants by maintaining stability, control and grip when suddenly braking or accelerating on uneven or slippery road surfaces. It applies a combination of the vehicle's active safety systems to keep you safe on the road.



### Hill-start Assist Control (HAC)<sup>4</sup>

The ESC system is designed to help the driver maintain control under adverse conditions. It will apply the brakes on individual wheels and help stabilise the vehicle during cornering manoeuvres.




### Electronic Stability Control (ESC)<sup>4</sup>

The ESC system is designed to help the driver maintain control under adverse conditions. It will apply the brakes on individual wheels and help stabilise the vehicle during cornering manoeuvres.

# OCCUPANT SAFETY IS OUR FIRST AND FOREMOST PRIORITY

Sudden bumps in the road. An icy patch. Tricky curves ahead. The All-New Sorento is designed to respond to these situations before you're even aware of them, and helps you stay in control. It also helps protect you from the sudden and complex mix of forces that materialise during an impact.



Diesel engines only

Multi Terrain Control ensures that AWD, engine, transmission, and electronic stability control technologies can be coordinated to ensure grip and stability on a range of surfaces.

### Phenomenal torsional rigidity and hot-stamped steel

Lighter steel body members are engineered for substantial torsional rigidity, or resistance to twisting forces, so bumps in the road are absorbed with precision, while impact forces during a collision are managed in ways that better protect cabin occupants. Hot-stamping adds strength to steel in critical spots.

### Triple-ring structure

The multi-ring body structure, including B- and C-pillars, hatch opening, roof, and crossmembers, gives the All-New Sorento superior body rigidity.

### Stronger front structure


A new crossmember and side members at the front of the engine compartment, coupled with reinforcements at the front of the cabin, offer better protection.

### Reinforced door openings

Integrated hot stamping of the steel around the doors give the Sorento cabin a new level of protection.

### Fortified tailgate opening

Reinforcements around the rear hatch help protect occupants and keep the rear liftgate functional in the event of a collision.



### Advanced AWD Coupling

The electronic control AWD coupling system continuously monitors driving conditions and the driver's intentions, while distributing torque accordingly to the front and rear axles. The system is optimally controlled with Terrain Mode (Sand/Mud/Snow) and Drive Mode (Comfort/Eco/Sport) settings. The system also adds stability during cornering, helps eliminate unintended over- and understeer by reducing unwanted traction forces at the front and rear axles, and helps reduce fuel consumption and emissions.

### Rack-type motor-driven power steering (R-MDPS)

A firm, solid feel and unprecedented steering response are simultaneously achieved with R-MDPS.

### Reinforced front subframe

The front subframe is reinforced and optimised with a new box-shaped geometry for durability, ride, and impact load management.

### Sloped front strut bearing

Suspension friction has now been reduced at every angle of steering input by applying a rearward slope to the front strut bearing.



Diesel engines only



STYLE AND APPEAL

Lighting



LED Headlights (MFR Type)  
(S, Sport, Sport+)



LED Headlights (Projection Type)  
(GT-Line)



Rear Combination Lamps (Bulb Type)  
(S, Sport)



Rear Combination Lamps (LED Type)  
(Sport+, GT-Line)

Exterior Colors



Wheels



17-inch Alloy wheel  
235/65 R17 Continental  
(S)



18-inch Alloy wheel  
(Machine finish)  
235/60 R18 Continental  
(Sport)



19-inch Alloy wheel  
(Machine finish)  
235/55 R19 Continental  
(Sport+)




20-inch Alloy wheel  
(Dark chrome finish)  
255/45 R20 Continental  
(GT-Line)

All wheel styles come with a full size spare alloy wheel

Dimensions (mm)

Overall length	4,810
Overall width	1,900
Overall height	1,700 (with roof rack)
Wheelbase	2,815
Overhang (front/rear)	930/1,065
Leg room (1 <sup>st</sup> /2 <sup>nd</sup> /3 <sup>rd</sup> )	1,132/1,060/752
Head room (1 <sup>st</sup> /2 <sup>nd</sup> /3 <sup>rd</sup> )	1,024/994/935
Shoulder room (1 <sup>st</sup> /2 <sup>nd</sup> /3 <sup>rd</sup> )	1,500/1,475/1,345
Minimum ground clearance	176



For full terms and conditions, visit [www.kia.com.au](http://www.kia.com.au) Kia Motors Australia ABN 97 110 483 353 Locked Bag 2207, North Ryde BC NSW 1670. Specifications apply to 2021 model year Sorento. Kia Motors Australia reserves the right to discontinue or change the models, features, specifications, options, designs and prices of products referred to in this sheet without incurring any liability whatsoever to any purchaser or prospective purchaser of any such products. Some of the items herein are optional at additional cost. Consult your Kia dealer for the latest information on models, specifications, features, prices, options and availability. 1Not all mobile phones will be compatible with the vehicle's Bluetooth® and multimedia system. 2Wireless charging compatible with phones featuring Qi technology or adapter. 3Leather appointed seats may comprise of genuine leather, polyurethane and other man-made materials or a combination thereof. 4MPI - Multi-Point Injection. 5CRDI - Common-Rail Direct Injection. 6Safety technologies are supplemental systems and do not replace the need for the driver to exercise care and attention. 7The Road Traffic Code 2000 in WA prohibits people from driving a vehicle unless a person is behind the steering wheel and they have full control over the vehicle. The use of this Remote Smart Park Assist (RSPA) feature will not comply with this rule and thus it should not be used while within WA. 8Premium paint at additional cost. 9Apple CarPlay™ is a registered trademark of Apple Inc. Apple CarPlay™ connectivity requires compatible iOS device. See [apple.com.au](http://apple.com.au) for more details. 10Android Auto™ is a registered trademark of Google Inc. Android Auto™ connectivity requires compatible Android device. See [android.com/intl/en\\_au/](http://android.com/intl/en_au/) for more details. Bluetooth® is a registered trademark of Bluetooth SIG. BOSE® is a registered trademark of Bose Corporation. For full terms and conditions on Kia's 7 Year warranty, visit [kia.com/au](http://kia.com/au)



## S

- 17" Alloy Wheels with Full Size Spare
- 8" Touchscreen with Apple CarPlay™<sup>9</sup>, Android Auto™<sup>10</sup> and Bluetooth® Multi-connection<sup>1</sup>
- Autonomous Emergency Braking<sup>6</sup> (AEB) (Car, Pedestrian, Cyclist and Junction Assist)
- 7 Airbag System (2x Front, 2x Curtain, 2x Front Side First and Second-Row and Front Centre Side)
- Blind Spot Collision Avoidance Assist<sup>6</sup>
- Rear Cross Traffic Collision Avoidance Assist<sup>6</sup>
- Lane Following Assist<sup>6</sup>
- Rain Sensing Wipers
- LED Headlights and Fog Lights
- Front and Rear Parking Sensors
- Driver Attention Alert+<sup>6</sup>
- Advanced Smart Cruise Control<sup>6</sup> with Manual Speed Limiter
- Rear View Camera with Dynamic Guidelines
- Drive Mode Select with Terrain Mode (Diesel Only)
- Premium Steering Wheel and Shift Knob
- Embossed Cloth Trimmed Seats
- Safe Exit Assist<sup>6</sup>

## Sport

### In addition to S

- 18" Alloy Wheels (Machine Finish) with Full Size Spare
- 10.25" Touchscreen with Apple CarPlay™<sup>9</sup>, Android Auto™<sup>10</sup> and Bluetooth® Multi-connection
- Satellite Navigation with 10 year traffic and map update
- Dual Zone Climate Control (3-stage)
- Auto Window Defogger
- 10-way Driver's Power Adjustable Seat (including 2-way Lumbar Support)
- Tyre Pressure Monitoring System

## Sport+

### In addition to Sport

- 19" Alloy Wheels (Machine Finish) with Full Size Spare
- Leather Appointed<sup>3</sup> Seats
- Smart Key with Push Button Start
- Smart Power Tailgate with Height Adjustment
- Remote Engine Start
- Heated 1st Row Seats
- Heated Steering Wheel
- Electro-chromic Rear View Mirror (Auto Dimming)
- Privacy Glass (2nd Row, 3rd Row & Rear Windscreen)
- LED Rear lights
- Aero Blade Wipers
- Heated Side Mirrors
- 2x USB Back Seat Charging Port



### In addition to Sport+

- 20" Alloy Wheels (Dark Chrome Finish) with Full Size Spare
- 12.3" Digital Instrument Cluster
- Blind Spot View Monitor<sup>6</sup>
- Rotary gear shift dial
- Quilted Nappa Leather Appointed<sup>3</sup> Seats
- Interior Mood Lighting
- BOSE® Premium Sound Systems (12 Speakers)
- 8" Colour Head Up Display
- 360° Camera View
- Remote Smart Parking Assist<sup>7</sup> with Remote Engine-Start Function
- Parking Collision Avoidance Assist<sup>6</sup>
- Panoramic Sunroof
- Fast Wireless Smartphone Charger<sup>2</sup>
- Heated 2nd Row Seats (Outer)
- Ventilated 1st Row Seats
- 14-way Driver's Power Adjustable (including 4-way Lumbar Support) with Integrated Memory Seat
- 10-way Front Passenger's Power Adjustable Seat (including 2-way Lumbar Support)
- Rear Occupant Alert
- Sunshade Blinds (2nd Row)
- Driver Talk In-Car Intercom





# KEEPING YOUR PRIORITIES IN THE RIGHT PLACE

Making it safely to your destination. Exploring new places. Spending quality time with family and friends. All are excellent reasons to choose the All-New Kia Sorento. So get in, buckle up, and prepare for the best kind of surprises.

