

MAZDA MX-30 M HYBRID

ZOOM-ZOOM



CONTENTS

03 – Introduction	11 – Vision Technology
04 – Exterior Design	12 – Colours
05 – Freestyle Doors	13 – Trims & Wheels
06 – Interior Craftsmanship	14 – G20e Evolve
07 – Space	15 – G20e Touring
08 – Performance	16 – G20e Astina
09 – Technology	17 – Specifications
10 – Safety	27 – Contact





DISTINCTIVELY INSPIRING

Future-forward with fresh thinking from the ground-up, First-Ever Mazda MX-30 represents a new era for Mazda and a more sustainable, inspiring future for all who experience it.

Contemporary design meets effortless style, with a spacious, premium interior. Featuring the latest in Mild Hybrid technology, First-Ever Mazda MX-30 is the SUV coupe designed to take you wherever the future leads.



THE FUTURE OF DESIGN

An exciting new interpretation of Kodo design is the essence of beauty from simplicity. Clean lines, and minimalist curves create a warmth that is unmistakably Mazda. The sculpted headlamps, three-tone colour schemes and badging are just some of the touches that make First-Ever Mazda MX-30 as unique as you are.



OPEN YOUR MIND

One of the most unique and exciting features of First-Ever Mazda MX-30 are the freestyle doors. A remarkable feat of engineering, these doors offer easy access to both rows and provide an individual touch that few other vehicles deliver.





A SPACE TO SUSTAIN YOU

The cabin of First-Ever Mazda MX-30 has been imbued with a sense of calm and simplicity, enabling drivers and passengers to feel at one with the ride. The use of high-quality materials including cork, recycled plastic bottles and threads add an extra element of sustainable style.

The floating console is both beautifully designed and easy to access and the 12-speaker Bose® audio system on G20e Astina grade features a centre speaker, satellite speakers and a subwoofer.


G20e Touring



G20e Touring



G20e Touring



G20e Touring



G20e Touring



G20e Touring



G20e Touring

ROOM TO BREATHE

From the moment you sit down in First-Ever Mazda MX-30, you'll discover an exceptional use of space that includes everything you could need without feeling cluttered. At the rear there is a generous 311~ litres of cargo space with a sub-trunk underneath to store smaller items. With the rear seats folded down, you'll enjoy a lot more.

~ 311L cargo space measured with the rear seats in position and up to the tonneau cover.




G20e Touring



PURE PERFORMANCE INNOVATION

Innovative engineering is at the heart of every First-Ever Mazda MX-30. The M Hybrid system builds on the exciting driving performance of the Skyactiv-G engine, featuring a belt-driven integrated starter generator (ISG) and a 24V lithium-ion battery. This battery captures the energy that would normally be wasted during braking, which is then used to power electrical systems & assist the engine under acceleration. Ultimately improving efficiency and resulting in a smoother driving experience.



G20e Touring

TECHNOLOGY TO ENHANCE EVERY DRIVE

The technology packed into First-Ever Mazda MX-30 works in perfect harmony with you and the drive. The latest in Mazda connectivity, Mazda Connect, comes standard with an 8.8" widescreen display, operated by the central commander dial. A second 7-inch touch screen displays climate control and more. Android™ Auto^s and Apple CarPlay® as well as Satellite Navigation come as standard, as does the 7-inch TFT LCD multi-information display.

§ Please check the compatibility of your Bluetooth® device (particularly your mobile phone) with the specific Mazda vehicle you intend to purchase as not all devices operate correctly. Visit www.mazda.com.au/Bluetooth or consult your Mazda Dealer for further information. Apple CarPlay® is a trademark of Apple Inc., registered in the U.S. and other countries.



PEACE OF MIND IN EVERY WAY

Experiencing First-Ever Mazda MX-30 doesn't just calm the mind, it protects the body thanks to an extensive and impressive suite of advanced safety technologies. These include a range of Smart Brake Support functions that keeps eyes out in the front and rear as well as when you turn across traffic. There is also Emergency Lane Keeping with Road Keep Assist and Blind Spot Assist† The Active Driving Display† shares key information cleanly in the driver's line of sight while the 10 airbags throughout the cabin, including a driver's knee airbag and far-side airbag, help keep you safe.

† Driver assist technology only and should not be used in place of skilled and safe driving practices. It is the driver's sole responsibility to monitor vehicle surroundings and conditions and comply with all applicable laws at all times.

AN INTUITIVE EXPERIENCE

Consisting of 5 intuitive features, the Vision Technology package transforms your drive into a truly effortless one. It includes a 360° View Monitor, for superior visibility during low speed manoeuvres. Cruising and Traffic Support[†] (CTS) assists with the accelerator, brake and steering while stuck in traffic. Driver Monitoring[†] uses infrared cameras to detect driver drowsiness and deliver an alert when needed. Front Cross Traffic Alert[†] (FCTA) checks for approaching vehicles in blind spots at T-intersections, and Front Parking Sensors help you handle parking with ease. Vision Technology is standard on G20e Astina and available to purchase on all other grades.

[†] Driver assist technology only and should not be used in place of skilled and safe driving practices. It is the driver's sole responsibility to monitor vehicle surroundings and conditions and comply with all applicable laws at all times.



UNIQUE COLOUR COMBINATIONS

Featuring a bold single colour, or unique three-tone combination, you can choose an exterior palette to suit your individual style.

BODY COLOURS



Arctic White



Ceramic Metallic



Polymetal Grey Metallic[^]



Machine Grey Metallic[^]



Jet Black Mica

THREE-TONE BODY COLOURS



Soul Red Crystal Metallic[^] with black roof top and grey sides. G20e Astina model only.



Ceramic Metallic[^] with black roof top and grey sides. G20e Astina model only.



Polymetal Grey Metallic[^] with black roof top and silver sides. G20e Astina model only.

[^]At extra cost



SUSTAINABLE STYLE

First-Ever Mazda MX-30 is unique with its use of breathable fabrics and recycled materials offering a lower environmental impact.

INTERIOR TRIMS



G20e Evolve – Black and grey cloth



G20e Touring – Pure White Maztex with grey cloth



G20e Astina – Vintage Brown Maztex with black cloth

WHEELS



G20e Evolve and Touring – 18-in silver alloy



G20e Astina – 18-in bright alloy



MAZDA G20E EVOLVE FEATURES

- » 18-inch alloy wheels (silver)
- » Exterior mirrors with auto folding function
- » Exterior mirrors with power adjustment
- » Headlamps (LED) with auto on/off function
- » Rear spoiler
- » Wiper (rear) with intermittent function
- » Wipers (front) 2-speed with rain-sensing function
- » 7-inch TFT LCD multi-information meter display
- » Air-conditioning (dual-zone climate control) with touch-screen controls
- » Auto dimming interior rear-view mirror
- » Electric parking brake with Auto Hold
- » Leather-wrapped: gear shift knob and steering wheel
- » Overhead sunglass storage box
- » Paddle shift gear control
- » Power windows with auto up/down (all windows)
- » Seat trim: black cloth
- » Seats (rear) with centre fold down armrest
- » Seats (rear) with: 60/40 split-fold backrest
- » Tilt and telescopic adjustable steering wheel
- » 8.8-inch widescreen colour display (Mazda Connect)
- » Apple® CarPlay and Android™ Auto[§]
- » Audio system with: AM/FM tuner, DAB+ Digital Radio and 8 speakers
- » Bluetooth® (hands-free compatible)[§]
- » Bluetooth® audio (MP3 compatible)[§]
- » Multi-function commander control
- » Satellite navigation
- » USB input (iPod® compatible)
- » 10 Airbags: front (driver and passenger), side (front and rear), knee (driver), far side (driver) and curtain (front and rear)
- » Blind Spot Monitoring (BSM)[†]
- » Driver Attention Alert (DAA)[†]
- » Emergency Lane Keeping with Road Keep Assist[†]
- » Emergency Lane Keeping with Blind Spot Assist[†]
- » Emergency Stop Signal (ESS)[†]
- » Forward Obstruction Warning (FOW)[†]
- » High Beam Control (HBC)[†]
- » Hill Launch Assist (HLA)[†]
- » Lane Departure Warning (LDW)[†]
- » Lane-keep Assist System (LAS)[†]
- » Mazda Radar Cruise Control (MRCC) with Stop & Go[†]
- » Parking sensors (rear)[†]
- » Rear Cross Traffic Alert (RCTA)[†]
- » Reverse camera
- » Smart Brake Support – Rear (SBS-R)[†]
- » Smart Brake Support – Rear Crossing (SBS-RC)[†]
- » Smart Brake Support - Turn-across Traffic[†]
- » Smart Brake Support (SBS)[†]
- » Traffic Sign Recognition (TSR)[†]
- » Tyre Pressure Monitoring System (TPMS)
- » Advanced keyless push-button engine start

POWERTRAIN

- » 2.0 litre in-line 4 cylinder 16 valve DOHC S-VT petrol with M Hybrid and i-stop
- » 114kW @ 6,000rpm (max. power)
- » 200Nm @ 4,000rpm (max. torque)
- » Fuel consumption (combined): 6.4L/100km*
- » Skyactiv-Drive 6-speed automatic

[§] Please check the compatibility of your Bluetooth® device (particularly your mobile phone) with the specific Mazda vehicle you intend to purchase as not all devices operate correctly. Visit www.mazda.com.au/Bluetooth or consult your Mazda Dealer for further information. Apple Car Play® is a trademark of Apple Inc., registered in the U.S. and other countries. [†] Driver assist technology only and should not be used in place of skilled and safe driving practices. It is the driver's sole responsibility to monitor vehicle surroundings and conditions and comply with all applicable laws at all times. *Fuel consumption figures are based on ADR 81/02 test results. They are useful in comparing the fuel consumption of different vehicles. They may not be the fuel consumption achieved in practice. This will depend on traffic and road conditions and how the vehicle is driven.



MAZDA G20E TOURING FEATURES – ADDITIONAL TO G20E EVOLVE

- » Advanced keyless entry
- » Exterior mirror with auto dimming function (driver side)
- » Exterior mirrors with 2-position memory
- » Seat trim: Pure white Maztex with grey cloth
- » Driver's seat with 10-way power adjustment including lumbar adjustment and 2-position memory
- » Vanity mirrors (front) with illumination


POWERTRAIN

- » 2.0 litre in-line 4 cylinder 16 valve DOHC S-VT petrol with M Hybrid and i-stop
- » 114kW @ 6,000rpm (max. power)
- » 200Nm @ 4,000rpm (max. torque)
- » Fuel consumption (combined): 6.4L/100km*
- » Skyactiv-Drive 6-speed automatic



ROLL IN STYLE

18-inch alloy wheels not only look dynamic, they also add to the already superb handling.



KEY FREE

Make every entry and exit seamless with Advanced Keyless Entry.



WHITE AND BRIGHT

Pure White Maztex seats raise that feeling of crisp refinement to a whole new level.

*Fuel consumption figures are based on ADR 81/02 test results. They are useful in comparing the fuel consumption of different vehicles. They may not be the fuel consumption achieved in practice. This will depend on traffic and road conditions and how the vehicle is driven.



MAZDA G20E ASTINA FEATURES – ADDITIONAL TO G20E TOURING

- » 18-inch alloy wheels (bright)
- » Heated exterior mirrors
- » Glass sunroof with power tilt and slide
- » Heated steering wheel
- » Heated front seats
- » Seat trim: Vintage brown Maztex with black cloth
- » 360° View Monitor
- » Adaptive LED Headlights (ALH)[†]
- » Cruising & Traffic Support (CTS)[†]
- » Driver monitoring[†]
- » Front Cross Traffic Alert (FCTA)[†]
- » Parking sensors (front)[†]
- » Bose® premium audio with 12 speakers

POWERTRAIN

- » 2.0 litre in-line 4 cylinder 16 valve DOHC S-VT petrol with M Hybrid and i-stop
- » 114kW @ 6,000rpm (max. power)
- » 200Nm @ 4,000rpm (max. torque)
- » Fuel consumption (combined): 6.4L/100km*
- » Skyactiv-Drive 6-speed automatic



SEE THE LIGHT

A stylish, electric sunroof allows you to let more of your world in.



HIGH FIDELITY

Enjoy immersive sound from all angles thanks to the high-quality Bose® audio system.



CREATURE COMFORT

Driver and passenger can sit back and soak up the comfort provided by the heated front seats.

[†]Driver assist technology only and should not be used in place of skilled and safe driving practices. It is the driver's sole responsibility to monitor vehicle surroundings and conditions and comply with all applicable laws at all times. *Fuel consumption figures are based on ADR 81/02 test results. They are useful in comparing the fuel consumption of different vehicles. They may not be the fuel consumption achieved in practice. This will depend on traffic and road conditions and how the vehicle is driven.

SPECIFICATIONS

Powertrain		e-Skyactiv G 2.0 M Hybrid
Bore and stroke (mm)		83.5 x 91.2
Compression ratio		13.0 : 1
CO ₂ emissions (g/km)*	combined	150
Emissions standard		Euro stage 5
Engine capacity (cc)		1,998
Engine type		2.0 litre in-line 4 cylinder 16 valve DOHC S-VT petrol with M Hybrid and i-stop
Fuel consumption (l/100km)*:	combined	6.4
	extra-urban	5.7
	urban	7.6
Fuel system		Electronic direct injection
Fuel tank capacity (litres)		51
Gear ratio – Auto:	1st	3.552
	2nd	2.022
	3rd	1.347
	4th	1.000
	5th	0.745
	6th	0.599
	Reverse	3.052
	Final drive	4.669
Maximum power		114 kW @ 6,000 rpm
Maximum torque		200 Nm @ 4,000 rpm
Recommended fuel		Unleaded or E10 (91RON or higher)
Throttle control		Electronic (drive-by-wire)
Transmission	Type	Skyactiv-Drive 6-speed automatic
	Gear selector	Electronic (shift-by-wire)

* Fuel consumption and CO₂ figures are based on ADR 81/02 test results. They are useful in comparing the fuel consumption of different vehicles. They may not be the fuel consumption and emissions achieved in practice. This will depend on traffic and road conditions and how the vehicle is driven.

SPECIFICATIONS

Model Availability

2.0L I4 e-Skyactiv G Petrol M Hybrid 6-speed Auto

G20e Evolve



G20e Touring



G20e Astina



Weights and Capacities

Kerb weight (kg):

G20e Evolve

1,481

G20e Touring

1,481

G20e Astina

1,492

Towing capacity[¶] (kg):

Braked

800

Unbraked

600

Tow-ball download maximum (kg)

80

Vision Technology

360° View Monitor[†]

G20e Evolve



G20e Touring



G20e Astina



Cruising & Traffic Support (CTS)[†]



Driver monitoring[†]



Front Cross Traffic Alert (FCTA)[†]



Front parking sensors[†]



● = Standard, ○* = Option.

* Available as part of optional Vision Technology.

† Driver assist technology only and should not be used in place of skilled and safe driving practices. It is the driver's sole responsibility to monitor vehicle surroundings and conditions and comply with all applicable laws at all times.

¶ When fitted with a Mazda genuine towing kit. Subject to State and Territory regulations.

SPECIFICATIONS

Chassis and Powertrain Technologies

	G20e Evolve	G20e Touring	G20e Astina
Automatic transmission drive selection	●	●	●
Automatic transmission kickdown switch	●	●	●
Electric Parking Brake with Auto Hold	●	●	●
Electric power assist steering	●	●	●
Hill Launch Assist (HLA)	●	●	●
i-stop	●	●	●
Skyactiv-Body	●	●	●
Skyactiv-Chassis	●	●	●
Skyactiv-Vehicle Dynamics G-Vectoring Control Plus (GVC-Plus)	●	●	●
Paddle shift gear control	●	●	●
M Hybrid	●	●	●
Electronic gear shifter	●	●	●

● = Standard.

SPECIFICATIONS

Chassis		G20e Evolve	G20e Touring	G20e Astina
Brake type:	front	----- Ventilated disc -----		
	rear	----- Solid disc -----		
Brake diameter (mm):	front	----- 295 -----		
	rear	----- 265 -----		
Steering type		----- Electric power assist steering -----		
Suspension:	front	----- MacPherson strut -----		
	rear	----- Torsion beam -----		
Turning circle kerb to kerb (m)		----- 11.4 -----		
Tyre size		----- 215/55R18 -----		
Tyre index		----- 95H -----		
Wheel size		----- 18x7.0J -----		
Wheel type		----- Alloy -----		
Tyre size (spare)		----- T135/80D17 -----		
Wheel type (spare)		----- Temporary (steel) -----		

Dimensions		G20e Evolve	G20e Touring	G20e Astina
Ground clearance laden (mm)		----- 180 -----		
Overall length (mm)		----- 4,395 -----		
Overall width (mm)	excluding mirrors	----- 1,795 -----		
	mirrors folded	----- 1,848 -----		
	mirrors opened	----- 2,035 -----		
Overall height (mm)		----- 1,545 -----		
Track (mm):	Front	----- 1,565 -----		
	Rear	----- 1,565 -----		
Wheelbase (mm)		----- 2,655 -----		

SPECIFICATIONS

Exterior		G20e Evolve	G20e Touring	G20e Astina
Daytime running lamps (LED)		●	●	●
Door handles (body coloured)		●	●	●
Exhaust extension (chrome)		●	●	●
Front and rear bumpers (body coloured)		●	●	●
Green-tinted windscreen, side and rear windows		●	●	●
Headlamps (LED)		●	●	●
Headlamps auto on/off function		●	●	●
Exterior mirrors	with 2-position memory function	—	●	●
	with auto dimming function (driver side)	—	●	●
	with auto folding function	●	●	●
	with heating function	—	—	●
	with power adjustment	●	●	●
	with reverse tilt down function	—	●	●
Power sliding and tilt glass sun-roof		—	—	●
Power windows with auto up/down (all windows)		●	●	●
Rear spoiler		●	●	●
Tail-lamps (LED)		●	●	●
Window demister (rear)		●	●	●
Wipers (front) 2-speed with rain-sensing function		●	●	●
Wiper (rear) with intermittent function		●	●	●

● = Standard, — = Not available.

SPECIFICATIONS

Interior	G20e Evolve	G20e Touring	G20e Astina
7-inch TFT LCD multi-information meter display	●	●	●
Active Driving Display	●	●	●
Air-conditioning	●	●	●
Dual-zone climate control	●	●	●
7-inch touch screen control	●	●	●
Ambient temperature display	●	●	●
Centre armrest console with tray	●	●	●
Critical function warning lights/chimes	●	●	●
Cupholders	●	●	●
Door bottle holders (front and rear)	●	●	●
Electric Parking Brake with Auto Hold	●	●	●
Glove box	●	●	●
Heated steering wheel	—	—	●
Instrument panel light dimmer	●	●	●
Interior illumination:			
Cargo room lamp	●	●	●
Entry system with delayed fade	●	●	●
Map reading spot lamps	●	●	●
Leather-wrapped:			
Gear shift knob	●	●	●
Steering wheel	●	●	●
Mazda Radar Cruise Control (MRCC) with Stop & Go [†]	●	●	●
One touch (up and down) power windows (driver & passenger)	●	●	●
Overhead sunglass storage box	●	●	●
Paddle shift gear control	●	●	●
Power outlet (12V DC)	●	●	●

● = Standard, — = Not available.

[†] Driver assist technology only and should not be used in place of skilled and safe driving practices. It is the driver's sole responsibility to monitor vehicle surroundings and conditions and comply with all applicable laws at all times.

SPECIFICATIONS

Interior		G20e Evolve	G20e Touring	G20e Astina
Rear-view mirror	with auto dimming function	●	●	●
	frameless	—	—	●
Tachometer and electronic odometer/ tripmeter		●	●	●
Tilt and telescopic adjustable steering wheel		●	●	●
Trip Computer		●	●	●
Vanity mirrors (driver & passenger)		●	●	●
Vanity mirrors (driver & passenger) with illumination		—	—	●

Infotainment		G20e Evolve	G20e Touring	G20e Astina
8.8-inch widescreen colour display (Mazda Connect)		●	●	●
AM/FM tuner		●	●	●
Apple® CarPlay and Android® Auto [§]		●	●	●
Audio system	Premium Bose® amplifier and speakers	—	—	●
	Speakers (8)	●	●	—
	Speakers (12)	—	—	●
	Bluetooth® audio [§]	●	●	●
	USB audio input port (iPod® compatible)	●	●	●
Bluetooth® hands-free phone capability [§]		●	●	●
Multi-function commander control		●	●	●
Radio	AM/FM tuner with Radio Data System (RDS) program information	●	●	●
	DAB+ digital radio	●	●	●
Satellite navigation		●	●	●
Steering wheel-mounted phone and audio controls		●	●	●

● = Standard, — = Not available.

[§] Please check the compatibility of your Bluetooth® device (particularly your mobile phone) with the specific Mazda vehicle you intend to purchase as not all devices operate correctly. Visit www.mazda.com.au/Bluetooth or consult your Mazda Dealer for further information. Apple Car Play® is a trademark of Apple Inc., registered in the U.S. and other countries.

SPECIFICATIONS

Safety and Security

	G20e Evolve	G20e Touring	G20e Astina
360° View Monitor	○*	○*	●
Adaptive LED Headlights (ALH)	—	—	●
Advanced keyless entry	—	●	●
Advanced keyless push-button engine start	●	●	●
Airbags SRS:	Front (driver and passenger)	●	●
	Side (front and rear)	●	●
	Curtain (front and rear)	●	●
	Far side (driver)	●	●
	Knee (driver)	●	●
Anti-lock Braking System (ABS)	●	●	●
Blind Spot Monitoring (BSM)	●	●	●
Childproof rear door locks	●	●	●
Cruising & Traffic Support†	○*	○*	●
Driver Attention Alert (DAA)†	●	●	●
Driver Monitoring†	○*	○*	●
Dynamic Stability Control (DSC)	●	●	●
Electronic Brake-force Distribution (EBD)	●	●	●
Emergency Brake Assist (EBA)	●	●	●
Emergency Lane Keeping with Road Keep Assist†	●	●	●
Emergency Lane Keeping with Blind Spot Assist†	●	●	●
Emergency Stop Signal (ESS)†	●	●	●
Engine immobiliser	●	●	●
Forward Obstruction Warning (FOW)†	●	●	●
Front Cross Traffic Alert (FCTA)†	○*	○*	●
High Beam Control (HBC)†	●	●	—

● = Standard, ○* = Option, — = Not available.

* Available as part of optional Vision Technology.

† Driver assist technology only and should not be used in place of skilled and safe driving practices. It is the driver's sole responsibility to monitor vehicle surroundings and conditions and comply with all applicable laws at all times.

SPECIFICATIONS

Safety and Security

	G20e Evolve	G20e Touring	G20e Astina
High mount stop lamp	●	●	●
Hill Launch Assist (HLA) [†]	●	●	●
ISOFIX child restraint anchor points and top tethers (2)	●	●	●
Lane-keep Assist System (LAS) [†]	●	●	●
Left-hand-side convex (wide angle) exterior mirror	●	●	●
Parking sensors (front) [†]	○*	○*	●
Parking sensors (rear) [†]	●	●	●
Rear Cross Traffic Alert (RCTA) [†]	●	●	●
Remote central locking (2 transmitters)	●	●	●
Reverse camera	●	●	●
Seat-belt warning (front and rear)	●	●	●
Seat-belts (front) with pretensioners, load-limiters and height adjustable shoulder anchorages	●	●	●
Seat-belts (rear, outboard) with pretensioners and load-limiters	●	●	●
Seat-belts 3-point lap-sash (all seats)	●	●	●
Side impact door beams	●	●	●
Smart Brake Support (SBS) with front pedestrian and cycle detection [†]	●	●	●
Smart Brake Support – Rear (SCS-R) [†]	●	●	●
Smart Brake Support – Rear Crossing (SBS-RC) [†]	●	●	●
Smart Brake Support – Turn-across Traffic	●	●	●
Traction Control System (TCS)	●	●	●
Traffic Sign Recognition (TSR) [†]	●	●	●
Tyre Pressure Monitoring System (TPMS)	●	●	●
Whiplash-minimising front seats	●	●	●

● = Standard, ○* = Option.

* Available as part of optional Vision Technology.

[†] Driver assist technology only and should not be used in place of skilled and safe driving practices. It is the driver's sole responsibility to monitor vehicle surroundings and conditions and comply with all applicable laws at all times.

SPECIFICATIONS

Seats		G20e Evolve	G20e Touring	G20e Astina
Seat trim:	Black and grey cloth	●	—	—
	Pure white Maztex and grey cloth	—	●	—
	Vintage brown Maztex and black cloth	—	—	●
Front seats with:	10-way power adjustment (driver)	—	●	●
	2-position memory function	—	●	●
	Adjustable head restraints	●	●	●
	Heating function	—	—	●
	Height adjustment (driver)	●	●	●
	Height adjustment (passenger)	●	●	●
	Lumbar adjustment (driver)	—	●	●
	Rake and slide adjustment	●	●	●
	Seat back pocket (passenger)	●	●	●
Rear seats with:	60/40 split fold backrest	●	●	●
	Adjustable head restraints	●	●	●
	Centre fold down armrest	●	●	●

● = Standard, — = Not available.



For further information,
visit [mazda.com.au](https://www.mazda.com.au)
or Freecall 1800 034 411

All care is taken to ensure the accuracy of this brochure and availability of vehicles and features at the time of publication, however, to the extent permitted by law, Mazda Australia Pty Ltd will not be liable for any loss suffered or incurred by a purchaser or prospective purchaser if the content is inaccurate or not up to date, or if it withdraws any vehicles or features referred to in the brochure from the market. Specifications, features and model availability may vary from state to state and may change without notice. Please refer to [mazda.com.au](https://www.mazda.com.au) or consult your Mazda Dealer prior to placing an order to ascertain current information on model availability, specifications, options, features and prices. Mazda Australia Pty Ltd ABN 78 004 690 804. 211A Wellington Road, Mulgrave, Victoria 3170. iPod is a trademark of Apple Inc., registered in the US and other countries. Due to the nature of the reproduction process, colours may vary from those shown in this brochure. Ask your Dealer to show you a product sample. Published March 2021. MAZ14702

ZOOM-ZOOM



MX-30
ACCESSORIES



FEATURED HERE

Bike rack (wheel on)

Roof racks



MAKE YOUR MAZDA EVEN MORE REWARDING

Mazda MX-30 is an already amazing drive. With Mazda Genuine Accessories, that experience can be even better. Now you can add individuality while protecting your investment. They also add superb design, quality, and safety, along with the confidence of a Mazda warranty. Mazda Genuine Accessories let you add even more Zoom-Zoom.

Overseas model shown.



BONNET PROTECTOR

Keep your car safe from damage caused by stones and other debris. Coming soon.



HEADLIGHT PROTECTOR

The perfect way to protect your MX-30's headlights from any damage caused by dirt, stones and other flying road debris. Coming soon.



ROOF RACKS

Mazda Genuine Roof Racks are strong, light and aerodynamic, making them the perfect way to safely and securely carry loads up to 75kg.



UNIVERSAL CARRIER

Nothing gets left behind on your next adventure with the sleek universal carrier. Designed to hold up to six sets of skis, four snowboards or multiple fishing rods.



BIKE RACK (WHEEL ON)

Bring your other set of wheels along, without having to remove one.



CARGO TRAY

This tailor fitted, non-slip tray shields your luggage bay from dirt, scratches and liquids. Coming soon.



CARGO ORGANISER BOX

Stops items from sliding around in the luggage area. The cargo box features movable internal dividers, detachable lids, and a securable base.



BOOT LIP PROTECTOR

During loading and unloading, your rear bumper and boot lip will be safe from scratches and scuffs.



ILLUMINATED SCUFF PLATES

Keep entry scuffs and scratches off your door sills with these durable and stylish illuminated plates.



TOW BAR

800kg braked-towing capacity, with 80kg maximum tow ball download limit (subject to State or Territory regulations). Detachable tongue kit makes tow bar invisible once tow ball is removed. Coming soon. (Tow ball sold separately).



MUD GUARDS (FRONT)

Keep bodywork free of mud and road grime.



MUD GUARDS (REAR)

Keep the rear of your vehicle clean.



SPORTS PEDALS

Enhance the stylish design of your MX-30's interior with these striking, easy-grip alloy pedal covers.



FLOOR MATS

Protect your carpet with these high-quality, tailor-made branded floor mats which feature noise absorption material, making your drive even more peaceful. (Set of four)



WEATHER SHIELD

Now you can leave your windows slightly open, even while it's raining, thanks to this handy shield designed to keep the fresh air in and wet out.

COLOURED KEY SHELL

The ultimate protection, tailored to your style in Gold, Aluminium or a Carbon Fibre finish.



Gold*

Aluminium*

Carbon Fibre*

*Colours may vary from final product.



Overseas model shown.

ALSO AVAILABLE

Audio retractable USB cable

Chrome tow ball cover

Kayak holder

Mazda retractable audio cable

Retractable USB to Type C cable

For further information,
visit [mazda.com.au](https://www.mazda.com.au)
or Freecall 1800 034 411

See the full range of Mazda Genuine Accessories at [mazda.com.au](https://www.mazda.com.au)

All care is taken to ensure the accuracy of this brochure and availability of items at the time of publication, however, to the extent permitted by law, Mazda Australia Pty Ltd will not be liable for any loss suffered or incurred by a purchaser or prospective purchaser if the content is inaccurate or not up to date, or if it withdraws any products in the brochure from the market. Sports and other equipment shown are for illustrative purposes only and do not come standard with the vehicle, or as Mazda Genuine Accessories.

Specifications, features and availability may vary from State to State and may change without notice. Please refer to [mazda.com.au](https://www.mazda.com.au) or consult your Mazda Dealer prior to placing an order to ascertain current information on availability, specifications, features and prices. Mazda Australia Pty Ltd ABN 78 004 690 804, 211A Wellington Road, Mulgrave, Victoria 3170. All Mazda Genuine Accessories fitted at the point of sale of a new Mazda passenger vehicle are covered under the Mazda 5 year/unlimited kilometre warranty. Mazda Genuine Accessories fitted after the sale of a new Mazda vehicle are covered by the Mazda 2 year or 40,000 kilometre warranty (whichever should occur first). New 5 year unlimited kilometre warranty available on all brand new vehicles purchased from 1 August 2018. For full terms and conditions please visit <https://www.mazda.com.au/owners/warranty/>. Consult your Mazda Dealer for further information. Published March 2021. MAZ14681