



**MITSUBISHI
MOTORS**

Drive your Ambition



MIRAGE

BUILT TO MAKE LIFE EASIER



The stylish Mirage will have you out and about, picking up friends, zipping off for coffee, shopping and living your busy life with a minimum of fuss.

Mirage is sleek and sporty on the outside and flexible and spacious on the inside. Smooth, quiet, practical, safe and fuel-efficient now have another companion – fun.



Discover all the models in the Mirage range, from the ES with great little touches to make commuting easier, to the LS with extra exterior enhancements like 15" alloy wheels, front fog lights, privacy glass and LED headlights.

+ The 1.2 litre MIVEC petrol engine delivers outstanding fuel economy, without any loss of performance. 57kW of power and 100Nm of torque ensure Mirage accelerates effortlessly from standstill or when overtaking.

#LS model only.

+ Cruise Control in the Mirage LS means you're as comfortable on the highway as you are in the city streets and laneways.

+ Daytime Running Lights (DRL), LED Headlights# and Automatic High Beam# make sure you're seen, as well as light your way when needed.

MAKE A BOLD STATEMENT



The Mirage may be small and compact, but it's surprisingly spacious inside. It seats up to five and the versatile 60:40 split fold rear seat means it has plenty of luggage space.

+ Phone and audio controls are conveniently located on the steering wheel, with hands-free phone with voice control.

+ Smartphone link Display Audio (SDA)[^] is connected to an impressive 7.0" touchscreen, so you can access your phone's compatible apps and get directions, make calls, send and receive messages and listen to music from any source including DAB+ radio.

+ Keyless entry and central locking complete this ideal city car.

[^]Smartphone link Display Audio (SDA) supports Android™ 5.0 or higher/iOS 8.0 or higher for use with Android Auto™/Apple CarPlay. Smartphone link Display Audio will not operate in areas with no service signal and may not operate in supported areas where the signal is weak. Users are responsible for all charges incurred using smartphones and iPhones to connect to Android™ and CarPlay respectively. Some functions may not be available for use depending on the user's location. Only compatible Apps can be used. 1. Android™ and Android Auto™ are trademarks of Google Inc. 2. Apple CarPlay and iPhones, are trademarks of Apple Inc., registered in the US and other countries.



GUIDE. PROTECT. CONNECT.

MiTEC

Mitsubishi Motors Intuitive Technology or MiTEC, is an integrated system* of brilliant innovations in action, working in unison to guide and protect, alert and connect, even entertain. It thinks like you, reacts like you, before you even know it. MiTEC delivers unsurpassed safety and next generation features to the modern-day driver.

These significant safety features coupled with Mitsubishi's Reinforced Impact safety Evolution (RISE) body have earned Mirage the maximum ANCAP safety rating of 5 stars so you can rest assured you're driving one of the safest cars on the road.






Lane Departure Warning*

Mitsubishi's Lane Departure Warning uses a camera to issue an audible alert and shows a warning on the multi-function display if your vehicle drifts from its lane while the turn signals are not operating.



Forward Collision Mitigation¹

Mitsubishi's Forward Collision Mitigation system detects obstructions ahead and issues a visual and audible alert when there is a danger of collision, automatically applying the brakes to avoid collision or reduce impact.



Active Stability Control

Mitsubishi's Active Stability Control intuitively recognises when you over-steer or under-steer and applies brake force to appropriate wheels to keep you stable through corners.

TOP CLASS PERFORMANCE ON THE ROAD

The ride in Mirage is smooth and comfortable. The car's stability and nimble handling means you'll feel even more in control, and getting in and out of tight spots and city parking is a breeze with Mirage's impressive 4.6 metre turning radius.

Around town, Mirage gets up to speed surprisingly quickly. On the open road, it glides along without working hard. The smooth acceleration comes from the CVT transmission, which constantly keeps you in the right gear to deliver the power you need.



Hill Start Assist

Steep city streets or congested shopping mall ramps are no longer a problem with Mitsubishi's Hill Start Assist technology. It prevents the car from rolling backwards by maintaining braking force to give you time to move your foot from brake to accelerator.



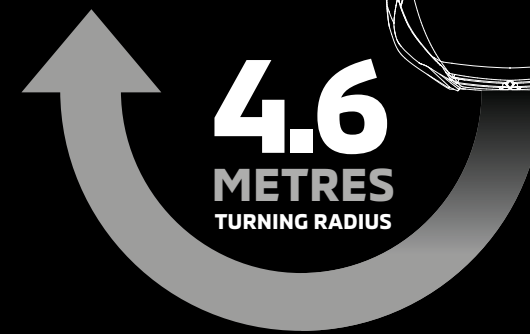
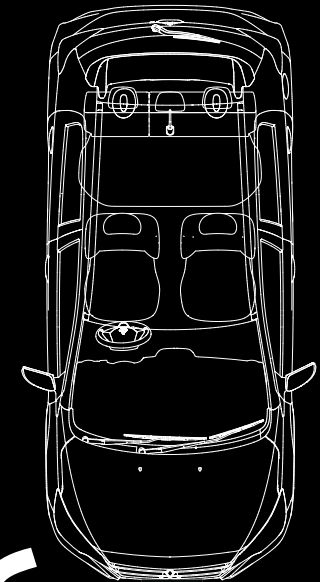
Rear View Camera

Mitsubishi's Rear View Camera assists when reverse parking in tight spots.



Electronic Brakeforce Distribution

Mitsubishi's Electronic Brakeforce Distribution works hand-in-hand with your car's Anti-lock Braking Systems computer to assess load and distribute braking force between the front and rear wheels. When you have a load in the rear, it helps you stop in a shorter distance than standard brakes.



Auto High Beam*

Mitsubishi's Auto High Beam detects both the headlights of oncoming vehicles and the tail lights of vehicles ahead, automatically switching between high or low beams.



Anti-lock Braking System

Mitsubishi's Anti-lock Braking System allows the driver to maintain steering control of the vehicle and manoeuvre around obstructions in heavy braking situations.

*Please drive safely and never rely solely on these systems while driving. Drivers are fully responsible for their own safe driving. #LS model only. 1. The detection and control capabilities of Forward Collision Mitigation (FCM) are supplementary only and do not prevent collisions in every situation. Please read the operation manual carefully and be aware of these limitations.

KEY SPECIFICATIONS

KEY	Standard
■	Standard
-	Not available


	2WD ES MANUAL	2WD ES CVT	2WD LS CVT
MECHANICAL			
Type	1.2L 3A92 (MIVEC) MPI Petrol		
Size (L)	1.2		
Compression ratio	10.5:1		
Displacement (cc)	1193		
Bore x Stroke (mm)	75.0 x 90.0		
Maximum Power (kW@rpm)	57 @ 6000		
Maximum Torque (NM@rpm)	100 @ 4000		
Fuel Type	Unleaded (minimum 91 RON recommended)		
Fuel consumption (ADR 81/02 per 100km)*	4.7		5.0
CO ₂ Emissions - g/km	109		115
Fuel tank capacity (L)	35		
Transmission			
Type	Manual	CVT Automatic	
Number of speeds	5	-	
Preset ratios	-	4.007-0.550	
Gear ratio 1st	3.545		
2nd	1.913		
3rd	1.310		
4th	0.973		
5th	0.804		
Reverse	3.214	3.771	
Final drive ratio	4.055	3.757	
Chassis			
Front brakes	Ventilated disc		
Rear brakes	Drum		
Front suspension	Macpherson strut, coil spring & stabiliser bar		
Rear suspension	Torsion beam rigid		
Wheels & Tyres			
Wheel type	Steel	Alloy	
Wheel size (inches)	14 x 4.5J	15 x 5.0J	
Tyre size	165/65R14	175/55R15	
Spare wheel type	Space saver		
Active Safety			
Forward Collision Mitigation system (FCM) with Pedestrian detection	■	■	■
Lane Departure Warning (LDW)	-	-	■
Automatic High Beam (AHB)	-	-	■
Emergency Stop Signal function (ESS)	■	■	■
Emergency Brake Assist system (EBA)	■	■	■
Hill Start Assist (HSA)	■	■	■
Active Stability Control (ASC)	■	■	■
Anti-lock Braking System (ABS)	■	■	■
Electronic Brakeforce Distribution (EBD)	■	■	■
Driver Assistance			
Cruise control	-	-	■
Speed sensitive intermittent windscreen wipers	■	■	■
Intermittent rear wiper and washer	■	■	■
Parking Assistance			
Rear view camera	■	■	■
Airbags			
Driver & front passenger SRS airbags	■	■	■
Driver & front passenger side SRS airbags	■	■	■
Curtain SRS airbags	■	■	■
Seat Belts			
Front seat belt pretensioners	■	■	■
Child Safety			
ISO-Fix child seat anchorage	2	2	2
Child restraint top tether	3	3	3
Child proof rear door locks	■	■	■
Power window lock driver control - passenger windows	■	■	■
Security			
Encrypted engine immobiliser	■	■	■

	2WD ES MANUAL	2WD ES CVT	2WD LS CVT
AUDIO AND MULTIMEDIA			
Smartphone link Display Audio (SDA) with touch screen	■	■	■
Screen size (inches)		7	
Android Auto	■	■	■
Apple CarPlay	■	■	■
Speakers	2	2	4
Bluetooth connectivity with voice control & audio streaming	■	■	■
Digital Audio Broadcast (DAB) radio	■	■	■
AM/FM radio	■	■	■
USB input		1	
COMFORT AND CONVENIENCE			
Keyless entry with central door locking	■	■	■
Multifunction steering wheel controls	■	■	■
Tilt adjustable steering column	■	■	■
Auto up/down driver control - driver side window	■	■	■
Cargo cover		Rigid	
Accessory socket (12V)		1	
Air Conditioning			
Climate control (No of zones)	-	-	1
Manual temperature control	■	■	-
Exterior			
Door handle finish		Body Colour	
Privacy glass	-	-	■
Rear spoiler	■	■	■
Lights			
Headlights low beam		Halogen	LED
Headlights high beam		Halogen	LED
Headlight levelling function		-	Manual
Daytime Running Lights (DRL)		Halogen	LED
Fog lights (front)		-	Halogen
Brake lights		Incandescent	LED
Door Mirrors			
Electric adjustment	■	■	■
Finish		Body Colour	
Styling			
Accent stitching	-	-	■
Carpet floor covering	■	■	■
Seating			
Fabric seat trim	■	■	■
Driver's seat manual adjustment	■	■	■
Front passenger's seat manual adjustment	■	■	■
2nd row split folding function		60:40	
Storage			
Cup holders		3	
Bottle holders		2	
Door pockets - front	■	■	■
Exterior Dimensions			
Overall length (mm)		3845	
Overall width (mm)		1665	
Overall height (mm)		1510	
Wheelbase (mm)		2450	
Turning circle, kerb to kerb (m)		9.2	
Ground clearance (mm) - minimum, unladen		160	
Interior Dimensions			
Front head room (mm)		992	
Front leg room (mm)		1058	
Front shoulder room (mm)		1314	
2nd row head room (mm)		967	
2nd row leg room (mm)		864	
2nd row shoulder room (mm)		1296	
Weight & Capacities			
Kerb mass (kg)	865	895	905
Gross vehicle mass (GVM) - (kg)	1300		1370
Capacity (L) - VDA (to top of 2nd row seat back)		235	
Capacity (L) - VDA (max. capacity to roof - 2nd row seats folded)		599	
DIMENSIONS AND WEIGHTS			

*Australian Standard ADR 81/02. Figures to be used for comparison across vehicles. Driving conditions will affect actual results.

HAVE SOME FUN WITH YOUR MIRAGE

Your accessory choices make your Mirage Hatch exclusively yours. Ask your Mitsubishi dealer or visit mitsubishi-motors.com.au for the complete range. All Mitsubishi Genuine Accessories go through an extensive program of design, development and testing to ensure they meet and exceed all applicable government standards as well as Mitsubishi's own rigorous engineering specifications and performance targets. All of which means they're as durable and reliable as your Mirage.





15" Alloy Wheel



Front Air Dam



Side Air Dam



Rear Air Dam



Front Mud Guard



Rear Mud Guard



LED Fog Lamp



Weather Shields



Side Protection Moulding



Rear Bumper Guard



Rear Park Assist



Front and Rear Park Assist



Rear Tailgate Protector



Front & Rear Neoprene Seat Covers



Floor Mats



Cargo Liner



Luggage Storage Box



Luggage Partition Box



Outer Scuff Plates



Gear Shift Knob



Interior Garnish Kit



Centre Console Arm Rest



Floor Illumination - Blue



Console Illumination - Blue

MITSUBISHI DIAMOND ADVANTAGE GENUINE ACCESSORIES

**NOT GENUINE?
DON'T RISK IT.**

Mitsubishi Genuine Accessories have been designed to maintain the integrity of your vehicle and work with all driving systems. Please ensure if fitting non-genuine accessories that they do not interfere with any of the vehicle safety sensors as this may lead to system malfunction and/or false activation. Some accessories are not offered by Mitsubishi on certain models as they interfere with vehicle safety sensors. GENUINE ACCESSORY WARRANTY Mitsubishi Motors Australia Limited warrants that Genuine Accessories will be free from defects in material under conditions of normal use and service within Australia. When Genuine Accessories are fitted prior to the owner taking delivery of the vehicle, Genuine Accessories are covered by a 36 months or 100,000km Warranty. When Genuine Accessories are fitted after the owner has taken delivery of the new vehicle, Genuine Accessories are warranted for whichever is greater of the following - The balance of 36 months or 100,000km (whichever occurs first) from date of vehicle delivery; or - 12 months or 20,000kms (whichever occurs first) from date of fitment. Pictures shown for illustration purpose and may not be product specific. Please check with your Mitsubishi dealer for specific model applications.

COLOUR



White (S)



Black (P)



Cool Silver (M)



Cyber Blue (M)



Red Planet (M)



Sand Yellow (M)



Wine Red (P)

(P) Pearlescent
(M) Metallic
(S) Solid

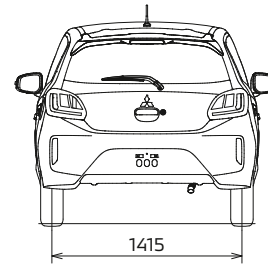

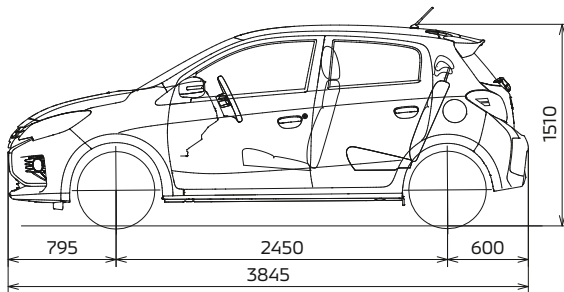


BOOK A TEST DRIVE




BUILD AND PRICE

EXTERIOR DIMENSIONS (MM)



UPHOLSTERY



ES - Black Cloth Seat Trim
LS - Black Cloth Seat Trim with Grey Stitching

AUSTRALIA'S FIRST



MITSUBISHI
DIAMOND
ADVANTAGE
WHEN ALL SCHEDULED SERVICES ARE COMPLETED AT A MITSUBISHI DEALERSHIP

All Mitsubishi Motors vehicles come with the Mitsubishi Diamond Advantage[#] - 10 Years Warranty* and 10 Years Capped Price Servicing[^] and Roadside Assistance so that no matter where the road takes you, we will be there with you. Ask your Dealer or visit mitsubishi-motors.com.au to find out more.

*Conditions apply. Excludes Government, Rental and National Business customers. See Mitsubishi-motors.com.au for further details. *10 Year/200,000km New Car Warranty (whichever occurs first and when all scheduled services are completed at a Mitsubishi Dealership). ^10 Year/150,000km Capped Price Servicing (whichever occurs first). Includes the first 10 regular services (at 15,000km/12 month scheduled intervals). Some items excluded or subject to separate warranty. Any non-regular service/repair items are at an additional cost. Servicing must be completed by a Mitsubishi Dealer within 7,500kms or 6 months of the service due date. Valid from date of vehicle registration. Always consult your authorised Mitsubishi Dealer for the latest details, options, availability and conditions on New Vehicle warranty. All product illustration and specifications referred to herein are believed to be correct at the time of publication approval. Subject to any applicable Federal, State or Territory Laws or ordinances, which may apply from time to time. Mitsubishi Motors Australia Limited reserves the right, without notice, or obligation, to discontinue or make changes to designs, specifications, colours and material of the options and products referred herein at any time without incurring any liability to any purchase thereof. Mitsubishi Motors Australia Limited. ABN 53 007 870 395 © Mitsubishi Motors Australia Limited. ABN 53 007 870 395 MIR1020 21MY MMA1947