



MAZDA 3

ZOOM-ZOOM



MAZDA



MAZDA3 G20 PURE FEATURES – STANDARD ACROSS EVERY GRADE

- » 16-inch alloy wheels (silver finish)
- » 7-inch TFT LCD multi-information meter display
- » 8.8-inch widescreen colour display (Mazda Connect)
- » Advanced keyless push-button engine start
- » Airbags SRS: front (driver and passenger), side (front), knee (driver) and curtain (front and rear)
- » Air-conditioning
- » Apple CarPlay® and Android™ Auto
- » Audio system with: AM/FM tuner, DAB+ Digital Radio and 8 speakers
- » Blind Spot Monitoring (BSM)[†]
- » Bluetooth® (hands-free compatible)[§]
- » Bluetooth® audio (MP3 compatible)[§]
- » Driver Attention Alert (DAA)[†]
- » Electric parking brake with Auto Hold
- » Emergency Stop Signal (ESS)
- » Forward Obstruction Warning (FOW)
- » Headlamps (LED) with auto on/off function
- » High Beam Control (HBC)
- » Hill Launch Assist (HLA)
- » Lane Departure Warning (LDW)[†]
- » Lane-keep Assist System (LAS)[†]
- » Leather-wrapped: gear shift knob and steering wheel
- » Mazda Radar Cruise Control (MRCC)[†] with Stop & Go¹
- » Multi-function commander control
- » Parking sensors (rear)
- » Exterior mirrors with power adjustment and auto folding function
- » Power windows with auto up/down (all windows)
- » Rear Cross Traffic Alert (RCTA)[†]
- » Rear spoiler
- » Reverse camera
- » Satellite navigation
- » Seat trim: Black cloth

POWERTRAIN

- » Seats (rear) with: 60/40 split-fold backrest
- » Smart Brake Support (SBS)[†]
- » Smart Brake Support – Reverse (SBS-R)[†]
- » Smart Brake Support – Rear Crossing (SBS-RC)[†]
- » Tilt and telescopic adjustable steering wheel
- » Traffic Sign Recognition (TSR)[†]
- » Tyre Pressure Monitoring System (TPMS)[†]
- » USB input
- » Wiper (rear) with intermittent function
- » Wipers (front) 2-speed with rain-sensing function
- » 2.0 litre in-line 4 cylinder 16 valve DOHC S-VT petrol with i-stop
- » 114kW @ 6,000rpm (max. power)
- » 200Nm @ 4,000rpm (max. torque)
- » 6-speed Manual or Automatic transmission

¹ Stop & Go function on Automatic model only. [§] Please check the compatibility of your device (particularly your mobile phone) with the specific Mazda vehicle you intend to purchase as not all devices operate correctly. Visit www.mazda.com.au/Bluetooth or consult your Mazda Dealer for further information. [†] Driver assist technology only and should not be used in place of skilled and safe driving practices. It is the driver's sole responsibility to monitor vehicle surroundings and conditions and comply with all applicable laws at all times.



MAZDA3 G20 EVOLVE FEATURES – ADDITIONAL TO G20 PURE

- » 18-inch alloy wheels (metallic grey finish)
- » Air-conditioning (dual-zone climate control) with rear vents
- » Auto dimming interior rear-view mirror
- » Paddle shift gear control (auto only)
- » Seats (rear) with centre fold down armrest

POWERTRAIN

- » 2.0 litre in-line 4 cylinder 16 valve DOHC S-VT petrol with i-stop
- » 114kW @ 6,000rpm (max. power)
- » 200Nm @ 4,000rpm (max. torque)
- » 6-speed Manual or Automatic transmission



MAZDA3 G20E EVOLVE FEATURES – ADDITIONAL TO G20 EVOLVE

- » Advanced keyless entry
- » Exterior mirror with auto dimming function (driver side)
- » Exterior mirrors with reverse tilt down function
- » Exterior mirrors with position memory
- » Seats (front) with: 10-way power adjustment (driver) including lumbar adjustment (driver) and 2-position memory
- » 360° View Monitor
- » Cruising & Traffic Support (CTS)[†]
- » Driver monitoring[†]
- » Front Cross Traffic Alert (FCTA)[†]
- » Parking sensors (front)

POWERTRAIN

- » 2.0 litre in-line 4 cylinder 16 valve DOHC S-VT petrol M Hybrid with i-stop
- » 114kW @ 6,000rpm (max. power)
- » 200Nm @ 4,000rpm (max. torque)
- » 6-speed Automatic transmission

[†] Driver assist technology only and should not be used in place of skilled and safe driving practices. It is the driver's sole responsibility to monitor vehicle surroundings and conditions and comply with all applicable laws at all times.



MAZDA3 G20 TOURING FEATURES – ADDITIONAL TO G20 EVOLVE

- » Advanced keyless entry
- » Exterior mirror with auto dimming function (driver side)
- » Exterior mirrors with heating function
- » Exterior mirrors with reverse tilt down function
- » Exterior mirrors with position memory
- » Overhead sunglass storage box
- » Seat trim: Black leather[#]
- » Seats (front) with: 10-way power adjustment (driver) including lumbar adjustment (driver) and 2-position memory
- » Vanity mirrors (front) with illumination

POWERTRAIN

- » 2.0 litre in-line 4 cylinder 16 valve DOHC S-VT petrol with i-stop
- » 114kW @ 6,000rpm (max. power)
- » 200Nm @ 4,000rpm (max. torque)
- » 6-speed Manual or Automatic transmission

[#]Leather interior includes some Maztex material on selected high impact surfaces.



MAZDA3 G25 EVOLVE SP FEATURES – ADDITIONAL TO G20 EVOLVE

- » 18-inch alloy wheels (black metallic finish)
- » Advanced keyless entry
- » Cylinder Deactivation
- » Exterior mirrors with auto dimming function (driver side)
- » Exterior mirrors with reverse tilt down function
- » Black exterior mirrors
- » Exterior mirrors with position memory
- » Seats (front) with: 10-way power adjustment (driver) including lumbar adjustment (driver) and 2-position memory

POWERTRAIN

- » 2.5 litre in-line 4 cylinder 16 valve DOHC S-VT petrol with i-stop
- » 139kW @ 6,000rpm (max. power)
- » 252Nm @ 4,000rpm (max. torque)
- » 6-speed Manual or Automatic transmission



MAZDA3 G25 GT FEATURES – ADDITIONAL TO G25 EVOLVE SP

- » 18-inch alloy wheels (metallic grey finish)
- » Exterior mirrors with heating function
- » Front seats with heating function
- » Seat trim: Black leather[#]
- » Steering wheel with heating function

POWERTRAIN

- » 2.5 litre in-line 4 cylinder 16 valve DOHC S-VT petrol with i-stop
- » 139kW @ 6,000rpm (max. power)
- » 252Nm @ 4,000rpm (max. torque)
- » 6-speed Manual or Automatic transmission

[#]Leather interior includes some Maztex material on selected high impact surfaces.



MAZDA3 G25 ASTINA FEATURES – ADDITIONAL TO G25 GT

- » 18-inch alloy wheels (black metallic finish)
- » 360° View Monitor†
- » Adaptive LED Headlights (ALH)†
- » Cruising & Traffic Support (CTS)†
- » Driver Monitor†
- » Front Cross Traffic Alert (FCTA)†
- » Parking sensors (front)
- » Glass sunroof with power tilt and slide
- » Seat trim: Black leather or optional Burgundy leather#
- » Premium Bose® amplifier and 12 speakers

POWERTRAIN

- » 2.5 litre in-line 4 cylinder 16 valve DOHC S-VT petrol with i-stop
- » 139kW @ 6,000rpm (max. power)
- » 252Nm @ 4,000rpm (max. torque)
- » 6-speed Manual or Automatic transmission

† Driver assist technology only and should not be used in place of skilled and safe driving practices. It is the driver's sole responsibility to monitor vehicle surroundings and conditions and comply with all applicable laws at all times. #Leather interior includes some Maztex material on selected high impact surfaces.



MAZDA3 X20 ASTINA FEATURES – ADDITIONAL TO G25 GT


- » 18-inch alloy wheels (black metallic finish)
- » 360° View Monitor†
- » Adaptive LED Headlights (ALH)†
- » Cruising & Traffic Support (CTS)†
- » Driver Monitor†
- » Front Cross Traffic Alert (FCTA)†
- » Parking sensors (front)
- » Glass sunroof with power tilt and slide
- » Seat trim: Black leather or optional Burgundy leather#
- » Premium Bose® amplifier and 12 speakers

POWERTRAIN

- » 2.0 litre in-line 4 cylinder 16 valve DOHC SPCCI petrol M Hybrid with i-stop
- » 132kW @ 6,000rpm (max. power)
- » 224Nm @ 3,000rpm (max. torque)
- » 6-speed Automatic transmission

† Driver assist technology only and should not be used in place of skilled and safe driving practices. It is the driver's sole responsibility to monitor vehicle surroundings and conditions and comply with all applicable laws at all times. #Leather interior includes some Maztex material on selected high impact surfaces.

CHOOSE YOUR COLOUR AND INTERIOR TRIMS



Snowflake White Pearl
Mica

Sonic Silver Metallic

Platinum Quartz
Metallic


Soul Red Crystal
Metallic^

Polymetal Grey
Metallic^


Machine Grey
Metallic^

Deep Crystal Blue
Mica


Jet Black Mica




Black cloth (G20 Pure)




Black cloth (G20 Evolve
and G20e Evolve)



Black cloth with red stitch
(G25 Evolve SP)



Black leather (G20 Touring, G25 GT,
G25 Astina and X20 Astina)^#



Burgundy leather
(G25 Astina and X20 Astina only)^#

^ At extra cost. # Leather interior includes some Maztex material on selected high-impact surfaces.

SPECIFICATIONS

Powertrain		Skyactiv-G 2.0	e-Skyactiv G 2.0	Skyactiv-G 2.5	e-Skyactiv X 2.0
Bore and stroke (mm)		83.5 x 91.2	83.5 x 91.2	89.0 x 100.0	83.5 x 91.2
Compression ratio		13.0 : 1	13.0 : 1	13.0 : 1	15.0 : 1
Emissions standard		----- Euro stage 5 -----			
Engine capacity (cc)		1,998	1,998	2,488	1,998
Engine type		2.0 litre in-line 4 cylinder 16 valve DOHC S-VT petrol with i-stop	2.0 litre in-line 4 cylinder 16 valve DOHC S-VT petrol M Hybrid with i-stop	2.5 litre in-line 4 cylinder 16 valve DOHC S-VT petrol with i-stop and cylinder deactivation	2.0 litre in-line 4 cylinder 16 valve DOHC SPCCI petrol M Hybrid with i-stop
Fuel consumption (l/100km)*:	Manual (combined)	6.4	-	6.3	-
	Manual (extra-urban)	5.4	-	5.1	-
	Manual (urban)	8.2	-	8.3	-
	Auto (combined)	6.2	6.0	6.6	5.5
	Auto (extra-urban)	5.3	5.2	5.4	4.9
	Auto (urban)	7.8	7.5	8.6	6.5
Fuel system		----- Electronic direct injection -----			
Fuel tank capacity (litres)		----- 51 -----			
Gear ratio - Manual / Auto:	1st	3.363 / 3.552	- / 3.552	3.700 / 3.552	- / 3.552
	2nd	1.947 / 2.022	- / 2.022	1.947 / 2.022	- / 2.022
	3rd	1.300 / 1.347	- / 1.347	1.379 / 1.347	- / 1.347
	4th	1.029 / 1.000	- / 1.000	1.029 / 1.000	- / 1.000
	5th	0.837 / 0.745	- / 0.745	0.837 / 0.745	- / 0.745
	6th	0.680 / 0.599	- / 0.599	0.680 / 0.599	- / 0.599
	Reverse	3.385 / 3.052	- / 3.052	3.724 / 3.052	- / 3.052
	Final drive	4.105 / 3.850	- / 3.850	3.850 / 3.850	- / 4.367
Maximum power (kW @ rpm)		114kW @ 6,000rpm	114kW @ 6,000rpm	139kW @ 6,000rpm	132kW @ 6,000rpm
Maximum torque (Nm @ rpm)		200Nm @ 4,000rpm	200Nm @ 4,000rpm	252Nm @ 4,000rpm	224Nm @ 3,000rpm
Recommended fuel		Unleaded or E10 (91RON or higher)	Unleaded or E10 (91RON or higher)	Unleaded or E10 (91RON or higher)	Unleaded (95RON or higher)
Throttle control		----- Electronic (drive-by-wire) -----			
Transmission:	Manual	6-speed Skyactiv-MT	N/A	6-speed Skyactiv-MT	N/A
	Auto	----- 6-speed Skyactiv-Drive -----			

* Fuel consumption figures are based on ADR 81/02 test results. They are useful in comparing the fuel consumption of different vehicles. They may not be the fuel consumption achieved in practice. This will depend on traffic and road conditions and how the vehicle is driven.

SPECIFICATIONS

Model Availability		G20 Pure	G20 Evolve	G20e Evolve	G20 Touring	G25 Evolve SP	G25 GT	G25 Astina	X20 Astina
Hatch:	2.0L I4 Skyactiv-G Petrol 6-speed Manual	●	●	—	●	—	—	—	—
	2.0L I4 Skyactiv-G Petrol 6-speed Auto	●	●	—	●	—	—	—	—
	2.0L I4 e-Skyactiv G Petrol 6-speed Auto	—	—	●	—	—	—	—	—
	2.5L I4 Skyactiv-G Petrol 6-speed Manual	—	—	—	—	●	●	●	—
	2.5L I4 Skyactiv-G Petrol 6-speed Auto	—	—	—	—	●	●	●	—
	2.0L I4 e-Skyactiv X Petrol 6-speed Auto	—	—	—	—	—	—	—	●

Chassis and Powertrain Technologies		G20 Pure	G20 Evolve	G20e Evolve	G20 Touring	G25 Evolve SP	G25 GT	G25 Astina	X20 Astina
Active Air Shutter		—	—	—	—	●	●	●	●
Automatic transmission drive selection		●	●	●	●	●	●	●	●
Automatic transmission kickdown switch		●	●	●	●	●	●	●	●
Cylinder Deactivation		—	—	—	—	●	●	●	—
Electric Parking Brake with Auto Hold		●	●	●	●	●	●	●	●
Electric power assist steering		●	●	●	●	●	●	●	●
Hill Launch Assist (HLA)		●	●	●	●	●	●	●	●
i-stop		●	●	●	●	●	●	●	●
Skyactiv-Body		●	●	●	●	●	●	●	●
Skyactiv-Chassis		●	●	●	●	●	●	●	●
Skyactiv-Vehicle Dynamics G-Vectoring Control Plus (GVC-Plus)		●	●	●	●	●	●	●	●
Paddle shift gear control		—	●	●	●	●	●	●	●
M Hybrid		—	—	●	—	—	—	—	●

● = Standard, — = Not available.

SPECIFICATIONS

Chassis		G20 Pure	G20 Evolve	G20e Evolve	G20 Touring	G25 Evolve SP	G25 GT	G25 Astina	X20 Astina
Brake diameter (mm):	Front	----- 295 -----							
	Rear	----- 265 -----							
Brake type:	Front	----- Ventilated disc -----							
	Rear	----- Solid disc -----							
Steering type		----- Electric power assist steering -----							
Suspension:	Front	----- MacPherson strut -----							
	Rear	----- Torsion beam -----							
Turning circle kerb to kerb (m)		----- 10.6 -----							
Tyre size		205/60R16	215/45R18	205/60R16	215/45R18	215/45R18	215/45R18	215/45R18	215/45R18
Tyre index		92V	89W	92V	89W	89W	89W	89W	89W
Wheel size		16x6.5J	18x7.0J	16x6.5J	18x7.0J	18x7.0J	18x7.0J	18x7.0J	18x7.0J
Wheel type		----- Alloy -----							
Tyre size (spare)		----- T125/70D16 -----							
Wheel type (spare)		----- Temporary (steel) -----							

SPECIFICATIONS

Weights and Capacities

Hatch		G20 Pure	G20 Evolve	G20e Evolve	G20 Touring	G25 Evolve SP	G25 GT	G25 Astina	X20 Astina
Cargo room volume VDA (litres)		----- 295 -----							
Kerb weight (kg):	Manual	1,321	1,321	—	1,321	1,343	1,343	1,355	—
	Auto	1,342	1,342	1,361	1,342	1,372	1,372	1,383	1,440
Towing capacity [¶] (kg):	Braked	----- 1,200 -----							
	Unbraked	----- 600 -----							
Tow-ball download maximum (kg)		----- 80 -----							

Dimensions

Hatch		G20 Pure	G20 Evolve	G20e Evolve	G20 Touring	G25 Evolve SP	G25 GT	G25 Astina	X20 Astina
Ground clearance laden (mm)		----- 150 -----							
Overall length (mm)		----- 4,460 -----							
Overall width (mm)		----- 1,795 -----							
Overall height (mm)		----- 1,435 -----							
Track (mm):	Front	----- 1,570 -----							
	Rear	----- 1,580 -----							
Wheelbase (mm)		----- 2,725 -----							

[¶] When fitted with a Mazda genuine towing kit. Subject to State and Territory regulations.

SPECIFICATIONS

Exterior	G20 Pure	G20 Evolve	G20e Evolve	G20 Touring	G25 Evolve SP	G25 GT	G25 Astina	X20 Astina
Daytime running lamps (halogen)	●	●	●	●	●	●	—	—
Daytime running lamps (LED)	—	—	—	—	—	—	●	●
Door handles (body coloured)	●	●	●	●	●	●	●	●
Exhaust extension (chrome)	●	●	●	●	●	●	●	●
Front and rear bumpers (body coloured)	●	●	●	●	●	●	●	●
Green-tinted windscreen, side and rear windows	●	●	●	●	●	●	●	●
Headlamps (LED)	●	●	●	●	●	●	●	●
Headlamps auto on/off function	●	●	●	●	●	●	●	●
Exterior mirror (driver side) with auto dimming function	—	—	●	●	●	●	●	●
Exterior mirror with reverse tilt down function	—	—	●	●	●	●	●	●
Exterior mirrors with power adjustment	●	●	●	●	●	●	●	●
Exterior mirrors with 2-position memory function	—	—	●	●	●	●	●	●
Exterior mirrors with auto folding function	●	●	●	●	●	●	●	●
Exterior mirrors with heating function	—	—	—	●	—	●	●	●
Power sliding and tilt glass sun-roof	—	—	—	—	—	—	●	●
Power windows with auto up/down (all windows)	●	●	●	●	●	●	●	●
Rear spoiler	●	●	●	●	●	●	●	●
Tail-lamps (LED)	●	●	●	●	●	●	●	●
Window demister (rear)	●	●	●	●	●	●	●	●
Wipers (front) 2-speed with rain-sensing function	●	●	●	●	●	●	●	●
Wiper (rear) with intermittent function	●	●	●	●	●	●	●	●

● = Standard, — = Not available.

SPECIFICATIONS

Seats		G20 Pure	G20 Evolve	G20e Evolve	G20 Touring	G25 Evolve SP	G25 GT	G25 Astina	X20 Astina
Seat trim:	Black cloth	●	●	●	—	—	—	—	—
	Black cloth with red trim	—	—	—	—	●	—	—	—
	Black leather [#]	—	—	—	●	—	●	●	●
	Burgundy leather ^{#†}	—	—	—	—	—	—	○	○
Front seats with:	2-position memory function	—	—	●	●	●	●	●	●
	10-way power adjustment (driver)	—	—	●	●	●	●	●	●
	Adjustable head restraints	●	●	●	●	●	●	●	●
	Heating function	—	—	—	—	—	●	●	●
	Height adjustment (driver)	●	●	●	●	●	●	●	●
	Height adjustment (passenger)	—	●	●	●	●	●	●	●
	Lumbar adjustment (driver)	—	—	●	●	●	●	●	●
	Rake and slide adjustment	●	●	●	●	●	●	●	●
	Seat back pocket (passenger)	●	●	●	●	●	●	●	●
Rear seats with:	60/40 split fold backrest	●	●	●	●	●	●	●	●
	Adjustable head restraints	●	●	●	●	●	●	●	●
	Centre fold down armrest	—	●	●	●	●	●	●	●

● = Standard, ○ = Option, — = Not available.

[#] Leather interior includes some Maztex material on selected high impact surfaces.

[†] Burgundy leather only available in hatch models.

SPECIFICATIONS

Interior	G20 Pure	G20 Evolve	G20e Evolve	G20 Touring	G25 Evolve SP	G25 GT	G25 Astina	X20 Astina
Active Driving Display	●	●	●	●	●	●	●	●
Air-conditioning	●	—	—	—	—	—	—	—
Air-conditioning (dual-zone climate control) with rear vents	—	●	●	●	●	●	●	●
Ambient temperature display	●	●	●	●	●	●	●	●
Centre armrest console with tray	●	●	●	●	●	●	●	●
Critical function warning lights/chimes	●	●	●	●	●	●	●	●
Cruise control	●	●	●	●	●	●	●	●
Cupholders	●	●	●	●	●	●	●	●
Door bottle holders (front and rear)	●	●	●	●	●	●	●	●
Electric Parking Brake with Auto Hold	●	●	●	●	●	●	●	●
Glove box	●	●	●	●	●	●	●	●
Instrument panel light dimmer	●	●	●	●	●	●	●	●
Interior illumination:	Cargo room lamp	●	●	●	●	●	●	●
	Entry system with delayed fade	●	●	●	●	●	●	●
	Map reading spot lamps	●	●	●	●	●	●	●
Leather-wrapped:	Gear shift knob	●	●	●	●	●	●	●
	Steering wheel	●	●	●	●	●	●	●
One touch (up and down) power windows (all)	●	●	●	●	●	●	●	●
Overhead sunglass storage box	—	●	●	●	●	●	●	●
Paddle shift gear control (auto only)	—	●	●	●	●	●	●	●
Mazda Radar Cruise Control (MRCC) with Stop & Go ¹	●	●	●	●	●	●	●	●
Rear-view mirror with auto dimming function	—	●	●	●	●	●	●	●
Tachometer and electronic odometer/ tripmeter	●	●	●	●	●	●	●	●
Tilt and telescopic adjustable steering wheel	●	●	●	●	●	●	●	●
Trip Computer	●	●	●	●	●	●	●	●
Vanity mirrors (front)	●	●	●	●	●	●	●	●
Vanity mirrors (front) with illumination	—	—	—	●	●	●	●	●

● = Standard, — = Not available.

¹ Stop & Go function on Automatic model only. † Driver assist technology only and should not be used in place of skilled and safe driving practices. It is the driver's sole responsibility to monitor vehicle surroundings and conditions and comply with all applicable laws at all times.

SPECIFICATIONS

Infotainment	G20 Pure	G20 Evolve	G20e Evolve	G20 Touring	G25 Evolve SP	G25 GT	G25 Astina	X20 Astina
8.8-inch widescreen colour display (Mazda Connect)	●	●	●	●	●	●	●	●
AM/FM tuner	●	●	●	●	●	●	●	●
Apple CarPlay® and Android™ Auto	●	●	●	●	●	●	●	●
Bluetooth® hands-free phone and audio capability [§]	●	●	●	●	●	●	●	●
DAB+ digital radio	●	●	●	●	●	●	●	●
Multi-function commander control	●	●	●	●	●	●	●	●
Premium Bose® amplifier and speakers	—	—	—	—	—	—	●	●
Radio Data System (RDS) program information	●	●	●	●	●	●	●	●
Satellite navigation	●	●	●	●	●	●	●	●
Speakers (8)	●	●	●	●	●	●	—	—
Speakers (12)	—	—	—	—	—	—	●	●
Steering wheel-mounted audio controls	●	●	●	●	●	●	●	●
USB-audio input port	●	●	●	●	●	●	●	●

Vision Technology*	G20 Pure~	G20 Evolve~	G20e Evolve~	G20 Touring~	G25 Evolve SP~	G25 GT~	G25 Astina	X20 Astina
360° View Monitor	○*	○*	●	○*	○*	○*	●	●
Cruising & Traffic Support (CTS)	○*	○*	●	○*	○*	○*	●	●
Driver monitoring	○*	○*	●	○*	○*	○*	●	●
Front Cross Traffic Alert (FCTA)	○*	○*	●	○*	○*	○*	●	●
Front parking sensors	○*	○*	●	○*	○*	○*	●	●

● = Standard, ○ = Option, — = Not available.

[§] Please check the compatibility of your device (particularly your mobile phone) with your Mazda Dealer as not all devices support connectivity or use all available features.

~ Auto only.

* Available as part of optional Vision Technology with auto transmission only.

SPECIFICATIONS

Safety and Security	G20 Pure	G20 Evolve	G20e Evolve	G20 Touring	G25 Evolve SP	G25 GT	G25 Astina	X20 Astina
360° View Monitor†	○*	○*	●	○*	○*	○*	●	●
Adaptive LED Headlights (ALH)†	—	—	—	—	—	—	●	●
Advanced keyless entry	—	—	●	●	●	●	●	●
Advanced keyless push-button engine start	●	●	●	●	●	●	●	●
Airbags SRS: Front (driver and passenger)	●	●	●	●	●	●	●	●
Side (front)	●	●	●	●	●	●	●	●
Curtain (front and rear)	●	●	●	●	●	●	●	●
Knee (driver)	●	●	●	●	●	●	●	●
Anti-lock Braking System (ABS)	●	●	●	●	●	●	●	●
Blind Spot Monitoring (BSM)†	●	●	●	●	●	●	●	●
Childproof rear door locks	●	●	●	●	●	●	●	●
Cruising & Traffic Support	○*	○*	●	○*	○*	○*	●	●
Driver Attention Alert (DAA)†	●	●	●	●	●	●	●	●
Driver Monitoring	○*	○*	●	○*	○*	○*	●	●
Dynamic Stability Control (DSC)	●	●	●	●	●	●	●	●
Electronic Brake-force Distribution (EBD)†	●	●	●	●	●	●	●	●
Emergency Brake Assist (EBA)†	●	●	●	●	●	●	●	●
Emergency Stop Signal (ESS)†	●	●	●	●	●	●	●	●
Engine immobiliser	●	●	●	●	●	●	●	●
Forward Obstruction Warning (FOW)†	●	●	●	●	●	●	●	●
Front Cross Traffic Alert (FCTA)†	○*	○*	●	○*	○*	○*	●	●
G-Vectoring Control Plus (GVC-Plus)†	●	●	●	●	●	●	●	●
High Beam Control (HBC)†	●	●	●	●	●	●	●	●
High mount stop lamp	●	●	●	●	●	●	●	●

● = Standard, ○ = Option, — = Not available.

† Driver assist technology only and should not be used in place of skilled and safe driving practices. It is the driver's sole responsibility to monitor vehicle surroundings and conditions and comply with all applicable laws at all times.

* Available as part of optional Vision Technology with auto transmission only.

SPECIFICATIONS

Safety and Security	G20 Pure	G20 Evolve	G20e Evolve	G20 Touring	G25 Evolve SP	G25 GT	G25 Astina	X20 Astina
Hill Launch Assist (HLA) [†]	●	●	●	●	●	●	●	●
ISOFIX child restraint anchor points and top tethers	●	●	●	●	●	●	●	●
Lane-keep Assist System (LAS) [†]	●	●	●	●	●	●	●	●
Left-hand-side convex (wide angle) exterior mirror	●	●	●	●	●	●	●	●
Parking sensors (front)	○*	○*	●	○*	○*	○*	●	●
Parking sensors (rear)	●	●	●	●	●	●	●	●
Rear Cross Traffic Alert (RCTA) [†]	●	●	●	●	●	●	●	●
Remote central locking (2 transmitters)	●	●	●	●	●	●	●	●
Reverse camera	●	●	●	●	●	●	●	●
Seat-belt warning (front and rear)	●	●	●	●	●	●	●	●
Seat-belts (front) with pretensioners, load-limiters and height adjustable shoulder anchorages	●	●	●	●	●	●	●	●
Seat-belts 3-point lap-sash (all seats)	●	●	●	●	●	●	●	●
Side impact door beams	●	●	●	●	●	●	●	●
Smart Brake Support (SBS) with front pedestrian and cycle detection [†]	●	●	●	●	●	●	●	●
Smart Brake Support - Rear (SCS-R) [†]	●	●	●	●	●	●	●	●
Smart Brake Support - Rear Crossing (SBS-RC) [†]	●	●	●	●	●	●	●	●
Traction Control System (TCS)	●	●	●	●	●	●	●	●
Traffic Sign Recognition (TSR)	●	●	●	●	●	●	●	●
Triple H safety construction with front and rear crumple zones	●	●	●	●	●	●	●	●
Tyre Pressure Monitoring System (TPMS)	●	●	●	●	●	●	●	●
Whiplash-minimising front seats	●	●	●	●	●	●	●	●

● = Standard, ○ = Option, — = Not available.

[†] Driver assist technology only and should not be used in place of skilled and safe driving practices. It is the driver's sole responsibility to monitor vehicle surroundings and conditions and comply with all applicable laws at all times.

* Available as part of optional Vision Technology with auto transmission only.

MACCHIATO
CAPPUCCINO
LATTE



ZOOM-ZOOM



mazda

For further information, visit [mazda.com.au](https://www.mazda.com.au) or Freecall 1800 034 411

All care is taken to ensure the accuracy of this brochure and availability of vehicles and features at the time of publication, however, to the extent permitted by law, Mazda Australia Pty Ltd will not be liable for any loss suffered or incurred by a purchaser or prospective purchaser if the content is inaccurate or not up to date, or if it withdraws any vehicles or features referred to in the brochure from the market. Specifications, features and model availability may vary from state to state and may change without notice. Please refer to [mazda.com.au](https://www.mazda.com.au) or consult your Mazda Dealer prior to placing an order to ascertain current information on model availability, specifications, options, features and prices. Mazda Australia Pty Ltd ABN 78 004 690 804. 211A Wellington Road, Mulgrave, Victoria 3170. Published March 2022. MAZ14974