



The new

CHEVROLET





LOW, LITHE, LOVELY— *a new concept of grace and styling*

THE NEW CHEVROLET is designed to give you the maximum in car ownership.


Exciting new streamlined styling, spacious cushioned comfort, wide uninterrupted vision, large luggage capacity and the dependable, whispering power of

the mighty Chevrolet engine combine to make the new Chevrolet a car that is a pleasure to drive, a delight to own.

Low, lithe Chevrolet styling gives the car a look of being eager for the road, eager to give you a kind of motoring

enjoyment you have never known before.

From the impressive latticed radiator grille, hooded headlamps and flowing fenders to the styled tail lights and swept-round rear bumper, the new Chevrolet reflects all that's best in contemporary design and beauty.

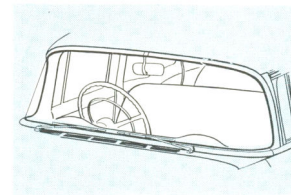
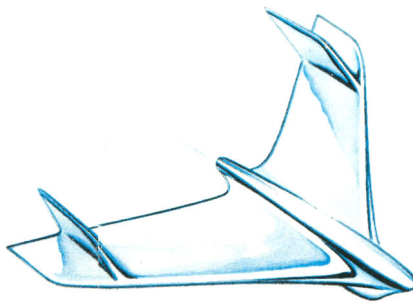




THE DOOR of your new Chevrolet is a doorway to beauty, convenience and luxury. The wide, roomy seats are upholstered in two-tone combinations of leather and the two-tone decoration is also featured on the doors.

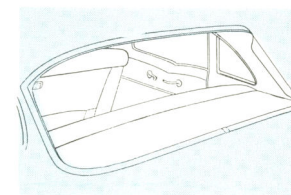
The instrument panel curves at each end to follow the contour of the one-piece panoramic sweep-sight windshield. The speed-

ometer, temperature and fuel gauges, and the generator charge and oil pressure warning lamps are grouped in a hooded quadrant. The wide glove box is placed in the centre of the panel—no more reaching across for the driver, the same convenience for the passenger. Control knobs are the new knurled type and there is a dome light switch on both front doors.



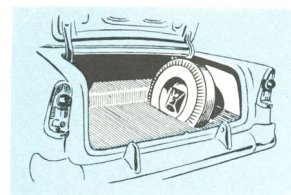
SWEEP-SIGHT WINDSHIELD

This Chevrolet feature gives large, wide windshield visibility. Driver and passengers alike enjoy a new sense of open comfort with panoramic vision, and a minimum of obstruction for added safety.



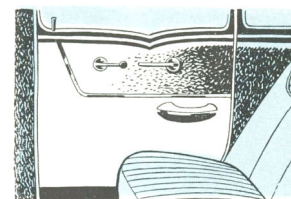
REAR WINDOW

The rear window further enhances the open comfort and wide visibility of the new Chevrolet. The window has square upper corners and is framed by bright metal reveal moulding.



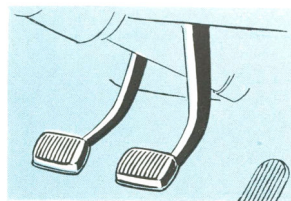
DEEP, WIDE LUGGAGE SPACE

The Chevrolet luggage compartment provides more than adequate space for all your luggage requirements. The capacity of the compartment is 20 cubic feet.



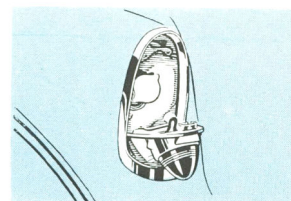
REAR DOOR SAFETY LOCKS

Safety locking rear doors give protection for small children. With lock button down the door cannot be opened even from the inside, until lock button is pulled up.



PENDANT TYPE PEDALS

With both the brake and clutch pedals pivoted above, the floor is left free and clear, giving you more comfortable foot room.



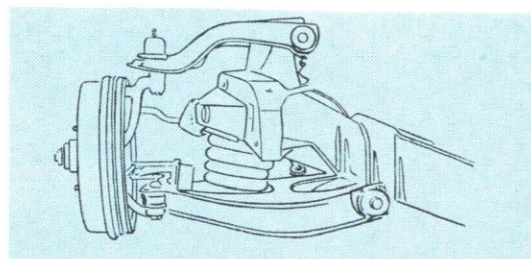
CONCEALED PETROL FILLER

Swing open the hinged left rear tail lamp and you'll find the petrol filler cap — another styling feature of this latest Chevrolet.



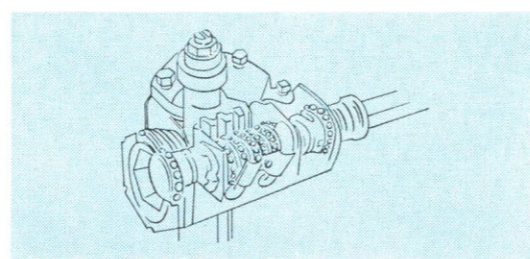
Chevrolet is sturdy . . . smooth . . . a joy to drive

THE CHEVROLET BOX GIRDER chassis of light but rigid construction gives a minimum of pitch and roll on curves with almost incredible smoothness and comfort on the straight. Your Chevrolet is designed for a long lifetime of fine, dependable performance with low maintenance costs.




GLIDE-RIDE FRONT SUSPENSION

With spherical joints absorbing the bumps, you roll smoothly and steadily over the road with shock, vibration and noise all minimized. Driving is more enjoyable.



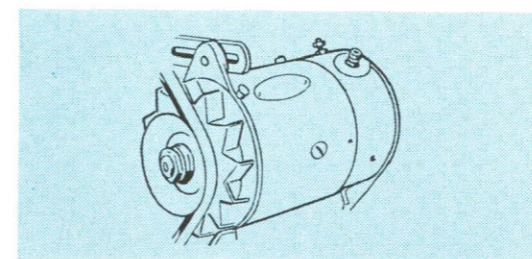
BALL-RACE STEERING

Ball bearings in the steering system minimize friction — you take corners and curves with feather-touch control; tight-spot parking is far easier!



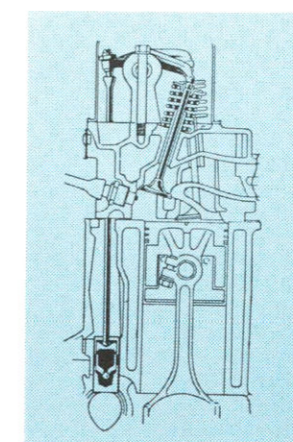
New high compression power . . .

THE VALVE IN HEAD 6 cylinder Chevrolet engine has been improved to give you still greater performance. New hydraulic valve lifters, new Hi-Lift camshaft and new higher compression ratio of 7.52, give Chevrolet increased power and sparkling, economical performance.



12 VOLT ELECTRICAL SYSTEM

The 12 volt electrical system provides greater generator capacity — finer high-speed performance — more efficient battery charging and quicker, easier cold-weather starting!



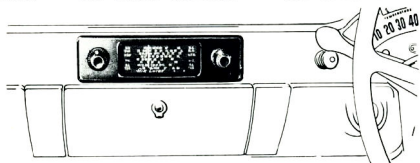
**HYDRAULIC
VALVE LIFTERS**

Quieter, smoother, hydraulic valve lifters eliminate the need for adjustment. Full-pressure lubrication guards against engine wear, increases engine life.

GLAMOUR ACCESSORIES FOR YOUR CHEVROLET

A range of glamour Accessories is available for your new Chevrolet at extra cost.

A specially designed Select-o-matic "Air Chief" Car Radio — the GMH car radio — has controls which



harmonise with your instrument panel. "Air Chief" is the car radio approved and recommended by GMH engineers. It gives magnificent tone and clear reception wherever you travel.

Other Accessories for added beauty, safety and enjoyment include:

- Lovely Tailored NASCO Seat Covers in rich looking patterns.
- Automatic Windscreen Washer.
- Venetian Blinds.
- Chromium Wheel Trim Rings.
- Chromium Exhaust Extension.
- Visor Vanity Mirror.
- Anti-Glare Rear View Mirror.
- Licence Number Plate Frames.
- Car Heater.

SPECIFICATIONS

Power Plant

ENGINE TYPE: 30.4 h.p. (R.A.C.) Valve-in-head. Six cylinders, 7.52:1 compression ratio. B.H.P., 136 at 4,200 r.p.m. Max. Torque, 204 ft. lbs. at 2,200 r.p.m.

PISTONS: Aluminium alloy with steel struts. Offset piston pin.

CRANKSHAFT: Counter-balanced. Rubber floated harmonic balancer.

OILING SYSTEM: Full pressure to main, connecting rod, camshaft bearings, and timing gears: metered pressure to valve mechanism and cylinder walls.

FUEL SYSTEM: Single throat downdraft carburettor, with automatic choke, accelerating pump and fast idle mechanism. Oil bath air cleaner, silencer and flame arrester. Fuel mixture heated (thermostatic control) in manifold heat chamber. Tank capacity, 13½ imperial gallons.

COOLING SYSTEM: Capacity, 13½ quarts. Self-adjusting, permanently lubricated water pump with by-pass. Individually cooled cylinders, full length water jackets.

ELECTRICAL SYSTEM: Delco-Remy ignition system, includes centrifugal and vacuum spark-advance control. Octane selector. Ignition coil — high intensity spark for heavy duty ignition. High output ventilated Delco-Remy generator, with voltage and current regulator. Delco-Remy starter, with key turn starter switch.

POWER PLANT MOUNTING: Four point, dynamically balanced rubber cushioned mounting.

CLUTCH: Diaphragm spring type, ventilated. Permanently lubricated throw-out bearing.

TRANSMISSION: Synchro-mesh with helical gears throughout. Manually operated steering column mounted gearshift control.

Chassis

FRAME: Box-girder type.

FRONT SUSPENSION: Independent front wheel springing, with direct double-acting hydraulic shock absorbers. Steering knuckles supported in spherical joints.

REAR AXLE: Semi-floating type with hypoid-drive gears of 3.7 to 1 ratio.

REAR SPRINGS: Semi-elliptic springs and shackles of compression type. Rubber insulated. Direct double-acting hydraulic shock absorbers.

DRIVE SYSTEM: Hotchkiss drive. Tubular propeller shaft.

BRAKES: Four-wheel self-energising hydraulic, 11 in. brake drums. Self-aligning full contact brake shoes. Mechanical parking brakes with T-shaped pull handle.

STEERING GEAR: Recirculating ball type. Fully adjustable. Ratio 20:1. Relay type steering linkage. Wheel diameter, 18 in.; two spoke with full circle horn blowing ring.

WHEELS AND TYRES: Five; steel disc with short spokes. 6.70-15 tyres on wide base rims. Tyre pressure, 24 pounds. Tubeless tyres.

WHEELBASE: 115 inches. Over-all length, 197.5 in. (including bumpers).

CHASSIS EQUIPMENT: Bumpers with two guards, both front and rear.

Lights — Horn — Battery

LIGHTS: Sealed Beam headlamps with foot controlled beam indicator light on speedometer. Parking lights mounted on front fenders below headlamps. Dual tail and stop lights incorporating reflectors. Rear licence plate lights. Dome light. Dual matched horns.

CIGARETTE LIGHTER.

GLOVE COMPARTMENT LIGHT.

BATTERY: 12 volt, 9-plate 50 ampere-hour capacity.

Instrument Panel — Controls — Vision

INSTRUMENTS: Speedometer. Engine temperature and fuel gauges. Battery charge and oil pressure warning lamp indicators. Variable indirect instrument cluster lighting, rheostat control.

CONTROLS: Rubber padded foot controls. Illuminated 3 position ignition lock with key turn starting. Lights, air intake, windshield wiper control. Courtesy switch at each front door for automatic interior lighting.

VISION: Single control dual windshield wipers with vacuum booster. Adjustable inside rear view mirror.

Body Equipment

Regular equipment includes the following:

EXTERIOR: Stainless steel body belt line moulding. Curved panoramic windshield. Push-button door handles with key locks in both front doors. Petrol filler compartment in left tail light.

INTERIOR: Seat cushions and squabs upholstered in single-tone leather with contrasting coloured inserts. Sponge rubber pads in both seat cushions. Individually controlled ventilators in cowl side panels. Venti-panels on front doors. Dome light controlled by lighting switch on instrument panel. Two extensible sun visors. Instrument panel ash tray. Arm rests on doors, front and rear. Ash tray on back of front seat. Assist straps together with coat hooks located on rear roof rails.

Specifications and equipment subject to change without notice.

G.M.A.C. Confidential Hire Purchase

Convenient arrangements are available on your Chevrolet through General Motors' own company, G.M.A.C. Because General Motors' Acceptance Corporation is the largest hire-purchase institution in the world, it is able to offer low rental charges, and arrange a payment plan fitted to your individual requirements. Your local dealer can explain the G.M.A.C. plan and arrange payments to suit you.

Protective Owner Service Policy

The unusual General Motors-Holden's Ltd. Owner Service Policy protects you against defective workmanship or materials for 90 days or 4000 miles of operation. You are also entitled to two thorough inspections and adjustments of your Chevrolet without charge. Chevrolet genuine spare parts and expert service available throughout Australia.