

# Look at what you get with HOLDEN TORANA 6/v8.

## outside

- Wide doors for easy entry
- Low, wide stance for stability
- Electric windscreen washers
- Bolt-on front fenders
- Full-length body wide-line protector strips (standard on SL model)
- Bumper bars strong enough to jack the car up on
- Protective rubber bumper inserts (standard on SL, SLR and SLR 5000; optional on S)
- Wrap around rear taillights
- "Rustgard" body protection
- "Magic-Mirror" acrylic lacquer finish
- Glare reduced outside rear view mirror

- Concealed fuel filler cap
- Flush mounted door handles
- Wide-sweep 2-speed windscreen wipers

## inside

- Full-foam contoured seats
- 2-speed fan-boosted ventilation system
- Anti-theft steering column lock
- Foot operated parking brake
- International symbols on low-profile control knobs
- Low profile door locks
- Energy-absorbing steering column
- Six seat belts with bench seat vehicles, five with vehicles fitted with front bucket seats

- Stalk-type bucket seat belt fasteners
- Integral front seat head restraints
- Combined parking brake and brake failure warning light
- Instrument panel lockable glove box
- Safety padded dash
- Safety cargo barrier
- Safety door latches
- Padded sun visors
- Wide view, shatter-resistant interior rear view mirror
- Best glass viewing area of any car in its class
- Deep pile carpeting
- Easy-to-read recessed instruments
- Inside hood latch release
- Boot capacity 10.8 cubic feet


- Double sided safety rims on wheels
- Fuel tank holds 12.0 gallons
- The safety of a dual circuit brake system
- Rubber cushioned front cross member for an even quieter ride

### BODY SPECIFICATIONS

	S Model	SL, SLR Models
Wheelbase	101.8" (2586 mm)	101.8" (2586 mm)
Track—front	55.1" (1400 mm)	55.1" (1400 mm)
Track—rear	54.0" (1372 mm)	54.0" (1372 mm)
Overall length	176.9" (4493 mm)	177.5" (4509 mm)
Overall height	52.3" (1328 mm)	52.6" (1336 mm)
Overall width	67.1" (1704 mm)	67.1" (1704 mm)
Approx. kerb weights	S 2520 lbs. (1143 kg)	SL 2584 lbs. (1172 kg) SLR 2609 lbs. (1183 kg)

## underneath

- Your choice of 2 six-cylinder and 2 V8 engines
- Four coil suspension with rubber bushes
- Direct double-acting shock absorbers
- 101.8" (2586 mm) wheelbase for improved ride
- Precise rack and pinion steering, 16.5:1 ratio
- Independent front suspension
- 55.1" (1400 mm) track for greater stability



**ALL-NEW  
HOLDEN  
TORANA 6/v8**  
The car for its time

# How would you like your Torana 6/v8?



Torana S



Torana SL



Torana SLR



Torana SLR 5000

## MODELS

- Torana S
- Torana SL
- Torana SLR
- Torana SLR 5000

## ENGINES

- Torana S
  - Standard engine
  - 2850 cm<sup>3</sup>, 118 bhp (88kW)
  - Optional engines
  - 3300 cm<sup>3</sup>, 135 bhp (101 kW)
  - 4.2 litre V8, 185 bhp (138 kW)
- Torana SL
  - Standard engine
  - 2850 cm<sup>3</sup>, 118 bhp (88 kW)
  - Optional engine
  - 3300 cm<sup>3</sup>, 135 bhp (101kW)
  - 4.2 litre V8, 185 bhp (138 kW)
- Torana SLR
  - Standard engine
  - 3300 cm<sup>3</sup>, 135 bhp (101 kW)
  - Optional engines
  - 4.2 litre V8, 185 bhp (138kW)
- Torana SLR 5000
  - Standard engine
  - 5-litre V8, 240 bhp (179 kW)

## TRANSMISSIONS

- Torana S
  - Standard: 3-speed manual column shift
  - Optional: 4-speed manual floor shift
- Torana SL
  - Standard: 3-speed manual column shift
  - Optional: 4-speed manual floor shift
- Torana SLR
  - Standard: 4-speed manual floor shift
  - Optional: 3-speed Tri-matic floor shift
- Torana SLR 5000
  - Standard: 4-speed manual floor shift
  - \*When 4.2 litre engine fitted, floor shift is mandatory

## WHEELS & TYRES

- Wheels are vented disc type with safety beads on inner and outer rim flanges.
- Torana S
  - 4.50 JJ x 13 wheels with A78 L13 4-ply blackwall tyres.
- Torana SL
  - 4.50 JJ x 13 wheels with B78 L13 4-ply blackwall tyres.
- Torana SLR
  - 5.50 JJ x 13 wheels with wide 176 SR13 blackwall radials.
- Torana SLR 5000
  - 5.50 JJ x 13 wheels with wide BR70 H13 high-speed blackwall radials.
- A wide range of optional wheels and tyres are available.


# Something extra.




1



2



3




4



5



6



7



8

**1. Full-cover sports wheeltrims**  
(standard on SLR and SLR 5000; optional on S; not available on SL)

**2. Fully integrated air conditioning**  
Climate control at your fingertips. Cools, heats, de-mists, de-humidifies; as you require. (Optional all models)

**3. 3-speed Tri-matic T-bar shift**  
A sporty stick shift in a smart floor mounted console. (Optional on all models except SLR 5000)

**4. 10" (254 mm) disc brakes**  
Power assisted, sliding head single piston type. Thick, fade resistant discs. Minimum pedal pressure needed. Standard on SL, SLR and SLR 5000; optional on S.

**5. Vinyl roof** (optional on SL, SLR and SLR 5000)

**6. 11-transistor radio**, manual or push button. Power radio antenna. Rear seat speakers. (All optional all models)

**7. Full sports instrumentation.**  
Tacho. Oil pressure. Ammeter. Temperature gauges. The lot. (Standard on SLR and SLR 5000; optional on S and SL)

**8. Full-cover wheeltrims**  
(standard on SL; optional on S; not available on SLR and SLR 5000)

Also available:

- Laminated windscreen
- Heavy duty suspension
- Limited slip differential (standard SLR 5000, optional all other models)
- Dual exhausts (with V8s—standard SLR 5000, optional all other models)
- Vinyl and nylon cloth trim (with bucket seats all models)

**ALL-NEW HOLDEN TORANA 6/v8**  
The car for its time

Please note: As the policy of General Motors is one of continual product improvement, all specifications and equipment are subject to change without notice.

