

COMMODORE



**HOLDEN**  
DRIVE ON

[holden.com.au](http://holden.com.au)





New Commodore is the car for people with a passion for driving. New sharper lines reflect the precision and refinement you expect from this driver's car.





The heart of the lion is racing. It's a passion which has bred three decades of Bathurst success. A passion which drives us to constantly refine our formula for the driver's car.



## COMMODORE EXECUTIVE



Look sharp. Stay in control. New Commodore delivers the smooth responsive handling you expect, while the new driver-oriented interior delivers that feeling to your fingertips.

3.8 LITRE V6 ENGINE. V-shape is a short, light six-cylinder design to promote excellent performance.

CONTROL-LINK INDEPENDENT REAR SUSPENSION.

Dual control arms bring precise rear wheel tracking, and extra traction to hold the tail in check on corners.

BOSCH 5.3 ABS. Sensors adjust brake pressure in rapid pulses for maximum grip without lock-up. Keeps wheels steering

and car on track. DUAL FRONT AIRBAGS. Feature 65 litre driver airbag and 120 litre passenger bag for added protection in severe frontal impacts.

TRIP COMPUTER. Includes four audible speed warnings. Trip planning including distance to empty, distance travelled, time to go,

as well as average speed and average fuel consumption.







Acclaim could be your family's best possible defence against the unexpected, both the sedan and wagon are proven performers with more safety features than any other Australian-built car.

TRACTION CONTROL.

Controls power to driving wheels to maintain grip.

If traction fails on one wheel, its power is sent to the other.

4 AIRBAGS. The front airbags operate in 30 milliseconds,

and two side impact airbags help protect the head, neck

and chest in 20 milliseconds. CRUISE CONTROL. Features

an intuitive twist-switch mechanism for fast, accurate speed

adjustment. ALLOY WHEELS. Gives your Commodore

sports styling. AIR CONDITIONING. Commodore was

designed around an extremely powerful air conditioning

system specifically designed for Australia's extreme heat.



COMMODORE ACCLAIM





Take control. Expect an instant response. The new, driver-oriented instrument panel is totally integrated around the driver's every whim.

COVERED CONSOLE COMPARTMENT

now clears away any mobile phone clutter and provides a dedicated power socket inside. COMPACT DISC PLAYER.

Pure CD sound plays through six speaker, 80-watt system.

MULTI FUNCTION DISPLAY in main instruments.

Innovatively positioned ahead of driver and close to eye level — features audio system status, gear selected and trip computer. SOUND SYSTEM REMOTE CONTROLS on steering wheel. The right radio station or CD track right at your fingertips, leaving your concentration unbroken.

ELECTRIC DRIVER'S SEAT. Touch-select your height and tilt for effortless achievement of the ideal driving position.



COMMODORE S



This is a different kind of power. Commodore S is excitement for the driver who expects sporty performance with a sharp, sophisticated, supercharged response.

3.8 LITRE V6 ENGINE, for high torque and powerful launch at every green light. Or the option of the Supercharged V6 engine, which seamlessly unspools V8-like power through the rev range. DUAL FRONT AIRBAGS. Have low-pressure inflator for rapid, yet safer inflation. SPORTS SUSPENSION. A lower ride height and less body roll bring responsive handling. SPORTS BODY KIT. Powerfully styled front, rear & side skirts, and a sports wing add a definite dash of attitude. OPTIONAL LEATHER INTERIOR. Seat & upper door trim in Anthracite black leather create a sports/luxury interior that makes an indelible impression.





## COMMODORE SV8

Commodore SV8 is understated power. Cool, confident styling, with the unmistakable growl of a High Output Generation III Alloy V8 under the bonnet.

HIGH OUTPUT 235KW 5.7 LITRE

GENERATION III ALLOY V8 ENGINE. Free-flow performance exhaust that makes all the right noises. 6 SPEED MANUAL TRANSMISSION. 1st, 2nd, 3rd, 4th, 5th and WOW! Matched differential ratio to engage the right gear for every road scenario. SPORTS SUSPENSION. To lift the rolling chassis up to speed with awesome V8 performance. 17 INCH ALLOY WHEELS. Complete the powertrain package to deliver powerful acceleration, braking and cornering with great control. COLOURED INSTRUMENT PANEL. An information interface to match the attitude under the bonnet.







This is the new Commodore SS, the king of the concrete jungle. Sharp, aggressive lines which promise 235kW of pure menace.

HIGH OUTPUT 235KW 5.7

LITRE GENERATION III ALLOY V8 ENGINE. Light engine weight for fast steering response and pin-sharp cornering.

18 INCH ALLOY WHEELS. Holden's biggest ever, for a huge contact patch to get the power to the ground.

SPORTS SUSPENSION. For responsive, performance car handling. ALLOY PEDAL CLUSTER. Yet another sign of Commodore's successful racing heritage.

6 DISC, IN-DASH CD. Load fresh CDs on the spot and shuffle the mix on the move from steering wheel controls.



COMMODORE SS



All Commodores are powered by passion. Choose between big car ECOTEC V6 performance, the sophisticated rush of the Supercharged V6, or the fury that is the High Output Generation III Alloy V8.



**V8**

- 235kW of power, 465Nm of torque
- Aluminium alloy construction creates light weight engine for - Smooth ride. Lower weight allows softer, more supple front suspension - Agile handling. Less weight in front end allows more precise steering response • One piece induction system made from composite materials for smoother airflow and superior 'breathing'
- Inlet manifold has improved airflow for performance and fuel economy.



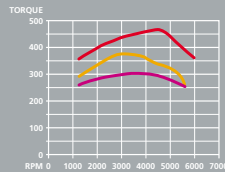
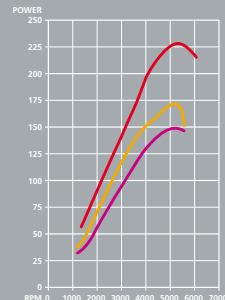
**SUPERCHARGED**

- 171kW of power, 375Nm of torque
- Outstanding 6-cylinder performance from elite technology, shared with Aston Martin, Mercedes and Jaguar • Eaton M90 Supercharger is a crankshaft driven air pump that compresses more air into the cylinders than a naturally aspirated engine • More air, and more fuel, increases power. So it performs like a bigger engine • Vacuum operated boost control modulates air pressure to give smooth, progressive power • Substantial torque across rev range makes engine responsive and easy to drive.



**V6**

- 152kW of power, 305Nm of torque
- V6 engine is compact and light, for excellent ride and handling • High power with outstanding fuel efficiency from use of - Friction reduction techniques on moving parts, especially pistons, rings and valve train - Fast, powerful new engine management for individual cylinder spark control, to improve performance, driveability and economy - Die cast inlet manifold is smoother for improved airflow to increase power
- Stainless steel long life exhaust.



High Output 5.7 litre Generation III Alloy V8  
 Supercharged V6  
 ECOTEC V6



Safety first, second and third. Commodore has been engineered to respond instantly to the unexpected, giving you an unparalleled feeling of confidence and control.

**CONTROL-LINK INDEPENDENT REAR SUSPENSION.** Dual control arms help keep Commodore precisely on track over bumps and during strong acceleration, deceleration or braking. Particularly valuable in challenging cornering situations. **ANTI-LOCK BRAKING SYSTEM (ABS).** Sensors adjust brake pressure in rapid pulses for maximum adhesion before the point of lock-up. Keeps the front wheels steering and rear wheels on track. **PYROTECHNIC FRONT SEAT BELT PRE-TENSIONERS.** In frontal collisions of moderate severity, pre-tensioners minimise unwanted forward movement. **DRIVER & FRONT**

**PASSENGER SIDE IMPACT AIRBAGS.** Help protect the head, neck and chest from injury in a severe side collision, after a rapid 25-millisecond detection and inflation sequence.<sup>1</sup> **DUAL FRONT AIRBAGS.** Feature full-size driver and passenger Supplemental Restraint System (SRS) airbag for maximum protection in severe frontal impacts. Low-pressure inflator to help reduce the risk of injury from airbag inflation.<sup>2</sup> **TRACTION CONTROL.** For stable acceleration on difficult road surfaces. Limits power to driving wheels, if required, to maintain grip. If traction fails on one wheel, for example on a gravel shoulder, braking is applied to direct the power to the wheel with better traction.



1. Side impact airbags will only inflate if car is struck hard in severe side collision. 2. Front airbags will only inflate if car is struck hard in severe frontal collision. Airbags form part of the Supplemental Restraint System (SRS) as they assist, but do not replace safety offered by seatbelts.



HOLDEN BY DESIGN



16" 'S' Series



17" 'H' Series



17" 'X' Series



17" 'Y' Series



18" 'J' Series



Type 1 Sportswing



Type 2 Sportswing



Make it personal. With a wide array of personalised enhancements and factory fitted extras, Holden By Design allows your Commodore to be as individual as you are.



Holden towbars have been specifically designed for Commodore to meet stringent Australian Design Rules.

Only Holden approved towbars are

covered by Holden's warranty. Holden also gives you the option of a DUAL

FUEL SYSTEM WITH LPG. This factory fitted system can be fully integrated into your Commodore and is covered by Holden's 3 year or 100,000 km warranty.



Holden Assist is Australia's most advanced satellite car monitoring system.

And it's optional on Commodore. An interactive primary security system, it uses satellite and Global Systems for Mobile communications (GSM) technology to link your car with Holden Assist and the National Emergency Response Centre.

It does more than offer roadside assistance. Holden Assist provides on-board assistance 24 hours a day, 365 days a year.\*

IF YOU LOCK YOUR KEYS IN YOUR

CAR. Once your identity has been validated, Holden Assist can send a signal to unlock your car remotely. IF YOUR BATTERY IS LOW. The system will detect it and Holden

Assist will attempt to contact you. IN AN EMERGENCY. Press the red SOS button. Staff will attempt to make voice contact, locate your position and contact emergency services

if needed. IN THE EVENT OF A CRASH. If an airbag is deployed, or the seatbelt pre-tensioners activated, an operator will attempt to make voice contact with the

occupants. If there is no response, or if requested, emergency services will be notified.

IF SOMEONE TRIES TO GAIN UNAUTHORIZED ENTRY. Holden Assist is alerted, the engine is disabled and an operator will establish voice contact. The Police will be alerted


if the person in the car is unable to be identified as the owner. IF YOU NEED ROADSIDE SERVICE. Holden Assist connects you directly to Holden Roadside Assist, one

of the most comprehensive roadside assurance packages available in Australia.



\*Holden Assist service is dependant on the availability and functionality of GSM network and GPS system.

Holden offers a wide range of accessories, each designed to help your Commodore meet your individual driving needs. See your Holden Retailer for a full listing.



## Features.

	SEDAN				WAGON	
	EXECUTIVE ACCLAIM	S	SVB	S5	EXECUTIVE ACCLAIM	ACCLAIM
<b>POWERTRAIN</b>						
152kW, 3.8 litre ECOTEC V6 engine.	S	S	S	S	S	S
171kW, 3.8 litre Supercharged V6 engine. (Avail. with auto transmission only.)		O				
235kW High Output, 5.7 litre Generation III Alloy V8 engine with Performance Exhaust.			S	S		
Dual fuel: petrol/LPG. (Avail. with ECOTEC V6/auto trans. Not avail. with FE2 Sports Suspension or Country Pack.)	H/A	H/A			H	
5-speed Getrag manual transmission.	S	S				
6-speed manual transmission.			S	S		
Electronic control 4-speed automatic transmission. Power or economy mode.	O	O	O	O	S	S
Limited slip differential.			O	S	S	
<b>MECHANICAL</b>						
Control-Link Independent Rear Suspension.	S	S	S	S	S	S
FE2 Sports Suspension. (Inc. gas pressure rear dampers.)	O/H	O/H	S	S	S	O/H
Country Pack. (Not avail. with FE2 Sports Suspension.)	O				O	
Anti-lock Braking System (ABS).	S	S	S	S	S	S
Traction Control (TC). Off switch.	S	S	S	S	S	S
<b>WHEELS</b>						
15" x 6" steel wheels. Full covers. 205/65 R15 95H tyres.	S				S	
15" x 7" alloy wheels. 205/65 R15 95H tyres.	S				S	
16" x 7" alloy wheels. 225/50 R16 92V tyres.	S					
16" x 7.5" 'S' series multi-spoke alloy wheels. 225/55 R16 95V tyres.	H	H	H		H	H
17" x 8" alloy wheels. 235/45 R17 93V tyres.			S			
17" x 8" 'Y' series multi-spoke alloy wheels. 235/45 R17 93V tyres.	H	H	H	H	H	H
17" x 8" 'X' series eight-spoke alloy wheels. 235/45 V-rated tyres.	H	H	H	H	H	H
17" x 8" 'H' series multi-spoke alloy wheels. 235/45 V-rated tyres.	H	H	H	H	H	H
18" x 8" alloy wheels. 235/40 R18 tyres.			S			
18" x 8" 'J' series multi-spoke alloy wheels. 235/40 R18 tyres. (Only available with FE2 Sports Suspension.)	H	H	H	H	H	H

	SEDAN				WAGON	
	EXECUTIVE ACCLAIM	S	SVB	S5	EXECUTIVE ACCLAIM	ACCLAIM
<b>EXTERIOR</b>						
Bumpers in body colour.	S	S	S	S	S	S
Front foglamps.			S			
Headlamp guards.	A	A	A	A	A	A
Bonnet protector.	A	A	A	A	A	A
Country roof bar. (Avail. in black or silver.)	H/A	H/A	H/A	H/A	H/A	H/A
Mudflaps (flexible).	A	A	A	A	A	A
Mudflaps (moulded).	A	A	A	A	A	A
5-speed Getrag manual transmission.	A	A	A	A	A	A
Metallic paint.	O	O	O	O	O	O
Exterior mirrors in body colour.		S			S	S
Dark tail lamps.			S	S		
Sports wing. High-mount stop lamp.		S	S	S		
Lower body kit: Front, rear & side skirts.		S	S			
Body kit: Holden By Design, front bumper/skirt. Side & rear skirts. Chrome exhaust extension.	H	H	H		H	H
Holden By Design Type 1 Sports wing.	H	H				
Holden By Design Type 2 Sports wing.	H	H				
Tailgate dust deflector.					S	S
Chromed exhaust outlet.	H/A	H/A	S	S	H/A	H/A
Licence plate frames, standard height or slimline.	A	A	A	A	A	A
Full immersion body corrosion protection.	S	S	S	S	S	S
Full stainless steel long-life exhaust system.	S	S	S	S	S	S
<b>DRIVER</b>						
Steering wheel height & reach adjust.	S	S	S	S	S	S
Leather-wrap wheel.	H	H	S	H	H	H
- Sports profile.	H	H	H	H	H	H
Leather-wrap satin chrome gear knob & handbrake handle.	H	H	H	H	H	H
Cruise control.	H/A	S	S	H/A	S	H/A
Electric remote boot release.	S	S	S	S	S	S
Electric remote tailgate lock/unlock.					S	S
Electric remote control exterior mirrors.	S	S	S	S	S	S
Remote fuel filler door release.	S	S	S	S	S	S
Road speed dependant intermittent wipers.	S	S	S	S	S	S
Rear window wiper/washer.					S	S

	SEDAN				WAGON	
	EXECUTIVE ACCLAIM	S	SVB	S5	EXECUTIVE ACCLAIM	ACCLAIM
- Sweep timing synchronised with front wipers.					S	S
- Intermittent switches up to normal speed when reverse gear selected.					S	S
Electric rear window demist. Auto off timer.	S	S	S	S	S	S
Rear Park Assist.	O	O	O	O	O	O
Headlamps auto off after leaving parked car. Variable delay.	S	S	S	S	S	S
Twilight sentinel.	S	S	S	S	S	S
Trip computer, including: Odometer. Trip distance. Audible & visual speed warning (4 adjustable settings). Distance to empty. Trip distance to go. Time to go. Average speed. Average consumption. Stop watch.	S	S	S	S	S	S
Service reminder. Appears 1,000km before service is due.	S	S	S	S	S	S
Satellite navigation. (Global positioning system.)	H	H	H	H	H	H
Colour coded instruments.					S	
Tachometer.	S	S	S	S	S	S
Lamp & chime warning: Parking brake on while vehicle moving.	S	S	S	S	S	S
- Low fuel.	S	S	S	S	S	S
Variable instrument dimmer.	S	S	S	S	S	S
Power socket, inside centre console armrest.	S	S	S	S	S	S
Mobile phone power socket in console.	S	S	S	S	S	S
Mobile phone holder.	A	A	A	A	A	A
<b>SOUND SYSTEM</b>						
Blaupunkt AM/FM stereo electronic tune radio. Local/distant selector switch.						
Automatic station store memory.	S	S	S	S	S	S
Sound system remote controls on steering wheel.	S	S	S	S	S	S
Radio display repeats in multi function display.	S	S	S	S	S	S
Compact disc player.	S	S	S	S	S	S
Compact disc in-dash changer (6 disc).	O/H	O/H	O/H	O/H	S	O/H
Equalizer to enhance each music style; jazz, rock, classical.		S			S	S
Six speakers. Total 80 watts.	S	S	S	S	S	S
Power antenna, auto, full up/down.	S	S	S	S	S	S

	SEDAN				WAGON	
	EXECUTIVE ACCLAIM	S	SVB	S5	EXECUTIVE ACCLAIM	ACCLAIM
<b>SEATING</b>						
Seat trim in full cloth. Velour inserts.	S	S			S	S
Seat trim in full cloth, with sports design.		S	S	S		
Seat & upper door trim in leather. Anthracite black. (Available only with side airbags.)		O	O			
Seat & upper door trim in coloured leather. (Available only with side airbags.)				O		
Bucket seats. High rise centre console armrest.	S	S	S	S	S	S
Sports seats with high side support wings on cushion & seat back.				S		
Padded front seat head restraints. Height & tilt adjust.	S	S	S	S	S	S
Electric driver's seat height adjust. Includes front & rear cushion tilt.	S	S	S	S	S	S
Driver's seat adjustable lumbar support.	S	S	S			
Driver & front passenger seat adjustable lumbar support.	S	S	S	S	S	S
Driver & front passenger airbag (full size).	S	S	S	S	S	S
Strengthened upper B pillar to reduce side impact velocity to head, neck & chest.	S	S	S	S	S	S
Energy absorbing foam under door trim to minimise side impact load. (Fitted where side impact airbags not fitted.)	S	S	S	S	S	S
Driver & front passenger side impact airbag.	P	S	P	P	S	P
Front lap/ash seat belts have webbing clamps & pyrotechnic pre-tensioners. Buckle mounted to seat for consistent fit when seat moved forward or back.	S	S	S	S	S	S
Concealed front & rear window-seat belt sash guides protect head with cover over belt anchor mechanism.	S	S	S	S	S	S
Front seat belt sash height adjust.		S			S	
Anti-submarining ramps in seats reduce risk of sliding under seat belt in a collision.	S	S	S	S	S	S
All seat belts retracting lap/sash.	S	S	S	S	S	S
Folding 3rd row 'Plus 2' child seat. (Not avail. with LPG fitted.)					A	A
Rear seat centre fold-away tray.	S	S	S	S	S	S
Two rear seat bolster head restraints.	S	S	S	S	S	S
Two height adjustable rear seat head restraints.					S	

	SEDAN				WAGON	
	EXECUTIVE ACCLAIM	S	SVB	S5	EXECUTIVE ACCLAIM	ACCLAIM
Rear seat child restraint anchor points.	S	S	S	S	S	S
Childproof rear door locks.	S	S	S	S	S	S
Rear power window override switch. (Part of power window feature.)	S	S	S	S	S	S
<b>CABIN COMFORT</b>						
Air conditioning with rear outlet vents.	O/A	S	S	S	O/A	S
Power windows, front & rear. Express down driver and front passenger windows. Remain powered on time delay after engine switched off.		S	S	P	S	S
Electric sunroof. Auto close when vehicle immobilised.	H	H	H	H	H	H
Alloy pedal cluster.	H	H	H	S	H	H
Vanity mirror, driver & passenger side.	S	S	S	S	S	S
Interior lighting, time delay on entry. Automatic illumination when ignition is turned off. Auto off after 1 hour.	S	S	S	S	S	S
Rear fronting spotlamps.	S	S	S	S	S	S
Rubber floor mats.	A	A	A	A	A	A
Carpeted floor mats, tailored.	A	A	A	A	A	A
Passenger overhead assist handles, folding, front & rear.	S	S	S	S	S	S
Aero windscreen sunshade, front.	A	A	A	A	A	A
Weathershield, in standard width or slimline, driver & front passenger window.	A	A	A	A	A	A
Shadeband across top of rear windscreen.	S	S	S	S	S	S
Rear sunguard.	A	A	A	A	A	A
Satin chrome interior door handles.	H	H	H	H	H	H
Stainless steel sill plates.	H	H	H	H	H	H
<b>STORAGE, CARGO</b>						
Centre cup holders in centre console.					S	S
Twin cup holders in centre console & rear seat centre fold-away tray.	S	S	S	S	S	S
Centre console compartment, with liner.	S	S	S	S	S	S
Front door storage bins.	S	S	S	S	S	S
Storage pocket rear of driver & passenger seat.	S	S	S	S	S	S
Fold-down rear seat centre 'ski' hatch for long loads.	S	S	S	S	S	S
60/40 split fold rear seatback.					S	S
Cargo area storage locker for small items.					S	S

	SEDAN				WAGON	
	EXECUTIVE ACCLAIM	S	SVB	S5	EXECUTIVE ACCLAIM	ACCLAIM
Cargo safety barrier.					H/A	H/A
Carpeted cargo area.					S	S
Carpeted boot floor & spare wheel cover.	S	S	S	S	S	S
Aero style roof carry bars.	A	A	A	A	A	A
Towing equipment (see specifications).	A	A	A	A	A	A
Superlift shock absorbers.	A	A	A	A	A	A
<b>SECURITY</b>						
Remote control Power Key.	S	S	S	S	S	S
- Operates interior lighting.	S	S	S	S	S	S
- Engages door deadlocks when pressed twice.	S	S	S	S	S	S
- Operates exterior lamps, to show location of vehicle at night.	S	S	S	S	S	S
- Releases deadlocks.	S	S	S	S	S	S
- Operates central locking for keyless entry through driver's door only.	S	S	S	S	S	S
- Operates all doors when button kept pressed.	S	S	S	S	S	S
- Enables/disables alarm system.	S	S	S	S	S	S
- Opens boot.	S	S	S	S	S	S
- Disables remote boot release button in glovebox (when locking).	S	S	S	S	S	S
- Unlocks/locks tailgate.					S	S
Key has rolling security code.	S	S	S	S	S	S
Flashing red interior warning lamp shows vehicle is protected.	S	S	S	S	S	S
Engine disabled to immobilise vehicle when key removed from ignition. Unique code for each vehicle.	S	S	S	S	S	S
Doorlock in driver's door only. Lock cylinder 'freewheels' if anything other than correct key is inserted.	S	S	S	S	S	S
Slip-type steering lock. If steering wheel is forced, front wheels will not turn.	S	S	S	S	S	S
Retracting roller cargo blind.					A	A
Sound system security electronics using PIN.	S	S	S	S	S	S
<b>ROAD SAFETY</b>						
Emergency mode after seat belt pre-tensioners are triggered. On-board computer turns engine & fuel pump off. Unlocks doors. Turns dome lamp on.	S	S	S	S	S	S
Warning triangle for roadway.	A	A	A	A	A	A
First aid kit.	A	A	A	A	A	A
Holden Assist.	O	O	O	O	O	O

## Specifications.

	ECOTEC 3.8 LITRE V6	SUPERCHARGED 3.8 LITRE V6	235KW 5.7 LITRE HIGH OUTPUT GEN III V8
ENGINE	"V" configuration. Cold air intake. OHV design with cross flow cylinder heads. Sequential fuel injection. High energy, distributorless, igniter. Twin knock control sensors. Computer diagnostics. Electric cooling fan. Stainless steel exhaust.		
		Electronic control supercharger.	Aluminium alloy block & cylinder heads.
			High flow air cleaner.
			High Performance dual exhaust.
	Triple coils.		Coil-per-cylinder.
	Cross-bolted main bearings.		
	4-bolt		6-bolt
BORE x STROKE (mm)	97 x 86		99 x 92
CAPACITY (cc)	3791		5665
COMPRESSION RATIO (:1)	9.4		10.1
POWER (ECE, kW)	152 @ 5200rpm	171 @ 5200rpm (PULP)	235 @ 5200rpm
TORQUE (ECE, Nm)	305 @ 3600rpm	375 @ 3000rpm (PULP)	465 @ 4400rpm
GEAR RATIOS (:1)	Man	Auto	Auto
1st	3.83	3.06	3.06
2nd	2.19	1.63	1.63
3rd	1.40	1.00	1.00
4th	1.00	0.70	0.70
5th	0.81		0.74
6th			0.50
Final drive ratio	3.08	3.08	3.46
RECOMMENDED PETROL	91 (ULP)		91 (ULP)
OCTANE RATING		95 (PULP) Alternative: 91 (ULP)	
PETROL TANK CAPACITY (L)	75		
LPG TANK (L)	75 (Sedan) 60 (Wagon)		
BRAKES	Four wheel disc. Ventilated front disc & finned caliper.		
ANTI-LOCK BRAKING SYSTEM (ABS)	4 sensor, 3 channel. (Fitted with Traction Control.) 4-channel.		
TRACTION CONTROL (TC)	(Avail: see feature list.)  When sensors detect imminent rear wheel spin, engine torque is reduced.  If one wheel is about to spin, braking is applied to transfer torque to wheel with better traction.		

A word about this catalogue. We have tried to make this catalogue as comprehensive and factual as possible. However, since the time of printing some of the information you'll find here may have been updated. Also, some of the equipment shown or described through this catalogue may have been changed and/or is available at extra cost. Further, Holden Ltd. reserves the right to make changes at any time without notice, in prices, colours, materials, equipment and models. Your Holden Retailer has details, and before ordering, you should ask them to bring you up to date. No Holden Retailer or other person is authorised or permitted to give or make any statement, assertion or undertaking in relation to the quality, performance characteristics, descriptions or fitness for any purpose of any Holden product which is at variance with any written statement, assertion or undertaking on any of these subjects given or made by Holden Ltd. A.B.N. 84 006 893 232 or General Motors-Holden's Sales Pty. Ltd. A.B.N. 80 004 688 831 in its published sales literature, and neither company accepts any liability for any such unauthorised action. Holden Ltd. and General Motors-Holden's Sales Pty. Ltd. have authorised retailers in many parts of Australia for the sale of service parts and the provision of service to owners of Holden's products. Every endeavour is made to ensure that such retailers carry adequate stocks of service parts, but neither Holden Ltd. nor General Motors-Holden's Sales Pty. Ltd. makes any promise other than that contained in the New Vehicle Warranty given by Holden Ltd. that such parts or service facilities will be available at any specific location or at any particular time. Express warranties offered for Holden products are subject to the conditions set out in all vehicle handbooks. Details also available from Holden on request. Copyright Holden Ltd. Printed by: SNP Sprint (Aus) Pty Ltd. 151 Forster Road, Mount Waverley, Vic. 3149. NOVEMBER 2002. GPBR00063 AD 11118

## The smartest way to own a new Holden.

SMART CHOICES. A smart way to get into a new Holden is by talking to Holden Financial Services. A wide range of options is on offer and you can select the terms, conditions and pricing structure to best suit your lifestyle. The SmartChoices range offers affordable, flexible, low monthly repayments<sup>1</sup> and the security of a guaranteed minimum buyback price.<sup>2</sup> For more information contact your Holden Retailer or call Holden Customer Assistance on 1800 033 349.

SMARTCARE. Holden offers a range of competitively priced insurance products that provide tailor-made protection. The SmartCare comprehensive policy offers new car replacement, agreed value and a genuine Holden Approved parts guarantee plus a range of additional premium benefits.<sup>3</sup> For more information see your local Holden Retailer.

THE HOLDEN MASTERCARD. With the Holden MasterCard, 5% of every dollar you spend on credit purchases goes toward your rebate on a new Holden.<sup>4</sup> You can redeem a maximum core rebate of \$3000 on any new Holden.<sup>4</sup> Use your Holden MasterCard at exclusive Holden MasterCard Bonus Partners and you'll receive an extra 1% bonus rebate



that you can earn. You'll also pay no annual card fee in the first year, get up to 45 days interest free on credit card purchases, and a competitive rate of interest.<sup>5</sup> To apply, visit any Westpac/Challenge Bank/Bank of Melbourne branch, your local Holden Retailer or call the Holden MasterCard 24-hour customer line on 1300 650 696.

**The package wouldn't be complete without extra peace of mind.**

WE'RE WITH YOU ALL THE WAY. Holden drivers are backed by the most comprehensive customer care package on the road. With over 300 retailers and 900 Roadside Assistance centres nationwide, few other cars in Australia are supported with the level of customer care offered to Holden owners.

3 YEAR OR 100,000KM NEW VEHICLE WARRANTY. Your peace of mind, guaranteed. Every Holden comes with a 3 year or 100,000km New Vehicle Warranty,<sup>6</sup> whichever comes first. This factory backed warranty covers items including the engine, transmission, interior and exterior components.

An extended New Vehicle Warranty is able to be purchased. For more details, contact Holden Customer Assistance on 1800 033 349 or your Holden Retailer.

3 YEAR/24 HOUR ROADSIDE ASSISTANCE. Go anywhere, any time, with complete confidence. Holden Roadside Assistance, one of Australia's most comprehensive assistance packages, is complementary for 3 years.<sup>7</sup>

In the event of the unexpected happening, from your keys being locked in the car to mechanical and accident advice, you can get in touch with our 24 hour hotline, 365 days of the year, by calling the toll-free number 1800 817 100.

This service is delivered by Assist Australia and the combined resources of the Australian motoring organisations.

A DECIDEDLY DIFFERENT LEVEL OF SERVICE. Retailer support when you need it, where you need it. With retailers strategically located nationwide, the Holden Service Network is the largest in the country. Our service centres are staffed by a team of trained technicians who have access to regular factory training, bringing them up to speed on the latest technology.

If you want to know more about the extensive benefits of Holden ownership, contact Holden Customer Assistance on 1800 033 349, Monday - Friday, 8am - 6pm. EST.

1. Fees and charges apply. For the annual percentage rate applicable to you contact your local Holden Retailer. 2. Conditions apply. A disposal fee of \$385 (inc'1 GST) applies plus charges for excess wear and tear or excess kilometres may also apply. 3. Refer to the policy wording for specific terms, conditions and exclusions. 4. Earning and redemption of rebate is subject to the Holden MasterCard Rebate Program Rules. A maximum of \$3000 in the form of Holden MasterCard 'core' rebate (plus any additional 'bonus' rebate accumulated via the partner program) accrued over a maximum of 5 years may be applied per eligible vehicle purchased. Vehicle sales for which a fleet allowance is paid are not eligible for Holden MasterCard rebate. 5. The interest-free period applies where the card account is fully paid by the due date each month. 6. Refer to your owner's handbook or see your Holden Retailer for full terms, conditions and exclusions. 7. Roadside Assistance may not be available in some rural areas. Refer to your Holden Roadside Assistance booklet or see your Holden Retailer for terms and conditions.



Passion is never dull. There is a range of exciting Commodore colour options to match your driving desires.



Heron



Quicksilver



Turbine Mica



Martini Mica



Laurel Mica



Phantom Mica



Redhot



Shanghai Mica



Berry Mica



Delft Mica



Vespers Mica



Hothouse

### Commodore SS

EXTERIOR OPTIONS	INTERIOR OPTIONS	INSTRUMENT CLUSTERS
Hothouse	Anthracite/Hothouse Microcheck Cloth or Anthracite Leather trim	
Heron	Anthracite Microcheck Cloth or Anthracite Leather trim	
Heron	Bermuda Leather trim	
Quicksilver	Anthracite Microcheck Cloth or Anthracite Leather trim	
Quicksilver	Bermuda Leather trim	
Redhot	Anthracite/Redhot Microcheck Cloth or Anthracite Leather trim or Redhot Leather trim	
Phantom Mica	Anthracite/Redhot Microcheck Cloth or Anthracite Leather trim or Redhot Leather trim	

Commodore S and SS only available in Heron, Quicksilver, Redhot, Hothouse and Phantom Mica.

Commodore SV8 only available in Quicksilver, Redhot and Phantom Mica. All feature exclusive Redhot SV8 Instrument Cluster.

Bermuda and Redhot Leather trims are optional at an additional cost only on Commodore SS.

Anthracite Leather trim is optional at an additional cost on Commodore S and Commodore SS.



Redhot



Anthracite



Bermuda