

Holden Captiva



go to new heights



The Captiva is an all new vehicle from Holden that takes Sport Utility Vehicles (SUV's) to new heights. With the highly capable Captiva, we have challenged the traditional expectation of what features you get with a mid-sized SUV and created a Holden SUV – which really raises the bar.

The Captiva has a sporty, striking design that is sure to make an impression wherever it goes. An Australian made high performance 3.2 litre Alloytec V6 engine mated to a 5-speed automatic transmission provides the perfect blend of performance and economy.

The practical interior accommodates either 5 or 7 people, depending on the model. The Captiva is also extremely adaptable through the use of fold-flat 2nd and 3rd row seating that assists with carrying long or bulky loads.

Featuring an elevated driving position, an Active All Wheel Drive system and advanced safety systems such as Electronic Stability Program (ESP®), the Captiva delivers outstanding control and Holden's optimum road handling characteristics.

Taking up no more space than a mid-sized passenger car, while at the same time offering ample interior room, Captiva is easy to manoeuvre around town and very comfortable during those long trips away.

Packed with a host of standard features, the Captiva provides all of the functionality and flexibility that you desire, with the superior value for which Holden is renowned.

There are four Captiva models: the striking 5 seater SX, the sophisticated 7 seater CX, the expressive 7 seater LX and the Euro-styled 5 seater MaXX. With that much choice, there's sure to be a Captiva to suit all needs, tastes and budgets.

The exciting Captiva is a driver's SUV on and off the road: where you'll enjoy the journey as much as the destination.

To keep up to date with the launch of the Captiva, visit holden.com.au

Holden Captiva. Go to new heights.

Captiva LX
Mercury Silver
7 seats
18 inch alloy wheels



features

engine					exterior/interior					exterior/interior (continued)					safety/security				
	SX	CX	LX	MaXX		SX	CX	LX	MaXX		SX	CX	LX	MaXX		SX	CX	LX	MaXX
engine and transmission					wheels					driver					occupant safety				
3.2 litre High Performance Alloytec V6 petrol engine with 5-speed automatic transmission with Active Select	●	●	●	●	17" x 7" 5 spoke alloy wheels. 235/60 R17 (road biased) tyres (4)	●				Steering wheel height and reach adjust	●	●	●	●	Driver and front passenger airbags (full size)	●	●	●	●
Active All Wheel Drive (AWD)	●	●	●	●	17" x 7" 6 spoke alloy wheels. 235/60 R17 (road biased) tyres (4)	●				Leather wrap steering wheel			●	●	Side Curtain airbags	○	●	●	●
control and handling					exterior					sound system					security				
Hydraulic rack and pinion power steering	●	●	●	●	18" x 7" 7 spoke alloy wheels. 235/55 R18 (road biased) tyres (4)		●			AM/FM stereo electronic tune radio. Four speakers	●				Radio frequency remote key operates:	●	●	●	●
4 wheel disc brakes, front and rear ventilated	●	●	●	●	18" x 7" 5 spoke alloy wheels. 235/55 R18 (road biased) tyres (4)			●		AM/FM stereo electronic tune radio. Six speakers		●			Interior lighting				
Electronic Brakeforce Distribution (EBD)	●	●	●	●	16" x 6.5" steel spare wheel 215/70 R16	●	●	●	●	AM/FM stereo electronic tune radio. Eight speakers			●		Central locking for keyless entry				
Four-link Independent Rear Suspension (IRS)	●	●	●	●	Alloy wheel lock nuts	●	●	●	●	AM/FM stereo electronic tune radio. Seven speakers			●		Tailgate				
Level Ride Suspension		●	●		cabin comfort					Sound system remote controls on steering wheel	●	●	●	●	Key has security code	●	●	●	●
4-channel Anti-lock Braking System (ABS)	●	●	●	●	Air conditioning with air particle filter	●	●	●	●	Single disc in-dash CD player. MP3 compatible	●				Engine immobilised automatically when key removed from ignition	●	●	●	●
Hydraulic Brake Assist (BA)	●	●	●	●	Electronic climate control. Auto/manual mode. Air quality sensor		●	●		6 disc in-dash CD player. MP3 compatible		●	●	●	Audible warning if key left in ignition and driver's door opened to exit	●	●	●	●
Traction Control System (TCS)	●	●	●	●	Power windows, front and rear	●	●	●	●	Radio antenna in rear side window glass	●	●	●		Radio security PIN coding	●	●	●	●
Electronic Stability Program (ESP®)	●	●	●	●	Overhead DVD player	●	●	●	●	Roof mounted radio antenna			●		road safety				
Descent Control System (DCS)	●	●	●	●	Cigarette lighter and ashtray	●	●	●	●	storage and cargo					Warning triangle for roadway	●	●	●	●
Active Rollover Protection (ARP)	●	●	●	●	Vanity mirror, driver and passenger side with cover	●	●			Hot/cold cup holder	●	●	●	●	First aid kit	●	●	●	●
					Vanity mirror, driver and passenger side. Illuminated, with cover		●			Glovebox cooling			●	●	Jumper lead – anti zap cable	●	●	●	●
					Vanity mirror, driver side. Illuminated with cover			●		Dashtop storage compartment	●	●							
					Centre dome lamp	●	●	●	●	Dashtop storage compartment with lid			●						
					Front reading lamps	●	●	●	●	Centre console compartment with lid	●								
					Cargo area lamp	●	●	●	●	Centre console compartment with dual lid and sliding armrest	●	●	●	●					
					Tinted windows	●	●	●	●	Front and rear door storage bins	●	●	●	●					
					Front passenger and 2nd row overhead folding assist handles	●	●	●	●	Sunglasses holder	●	●	●	●					
					Black sill plates	●	●	●		Coat hooks	●	●	●	●					
					Stainless steel sill plates			●		60/40 split fold 2nd row rear seat back	●	●	●	●					
					Carpeted floor mats, front and rear	●	●	●	●	Wet/dry storage compartment	●								
					Carpeted floor mats, third row rear				●	12 Volt power outlet, front, 2nd row and cargo compartment	●	●	●	●					
					Rubber floor mats, front and rear	●	●	●	●	Car fridge – 31 litres	●	●	●	●					
					Slimline front and rear weathershields	●	●	●	●	Car frige – 31 litres	●	●	●	●					
										Rear cargo organiser	●	●	●	●					
					seating					Cargo safety barrier	●	●	●	●					
					Seating capacity	5	7	7	5	Flexible cargo tie-down net	●	●	●	●					
					Seat trim in full cloth	●	●			Load tie-down strap kit	●	●	●	●					
					Leather faced seat trim			●	●	Cargo liner	●	●	●	●					
					Seat inserts, lambswool	●	●	●	●	Cargo entry protector	●	●	●	●					
					Seat inserts, protective fabric	●	●	●	●	Roof rails	●	●							
					Electric 8-way adjustment of driver's seat. Slide. Cushion tilt. Height. Recline			●	●	Roof cross bars	●	●	●	●					
					Fold-flat 2nd row seat	●		●		Roof mounted tray with spare wheel carrier	●	●	●	●					
					Fold-flat 3rd row seat			●	●	Roof mounted bike carrier	●	●	●	●					
					Fold-down 2nd row seats allowing access to 3rd row seats			●	●	Roof mounted ski carrier. Scissor-type or universal	●	●	●	●					
					Two height adjustable rear seat head restraints	●	●			Roof pod	●	●	●	●					
					Three height adjustable rear seat head restraints	●	●	●	●	Rear cargo tray	●	●	●	●					
					Storage tray under front passenger seat			●	●	Tailgate window opens for quick access, using remote Power Key or button on driver's door	●	●	●						

● standard
○ optional
A Holden accessory

technical specifications

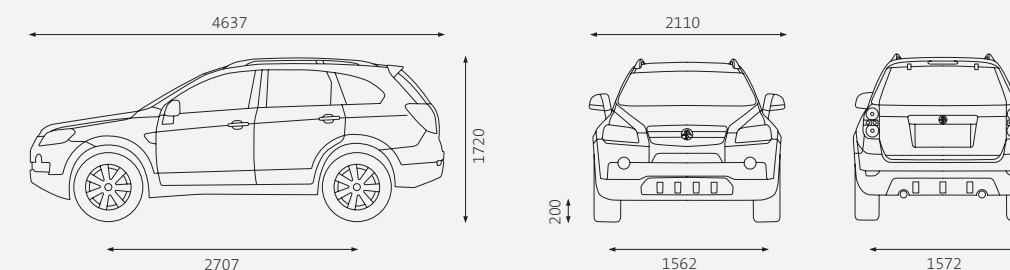
3.2 litre high performance Alloytec V6 engine																										
Engine	3.2L 60-degree Double Overhead Cam V6 with 4 valves per cylinder. Sequential fuel injection. High energy, distributorless ignition. Twin knock control sensors with individual cylinder adaptive control. On-board diagnostics. Electric cooling fan. Stainless steel exhaust. Low restriction air intake with acoustic dampening chambers. Continuously variable camshaft phasing for inlet and exhaust cams. Variable intake manifold. Coil-on-plug																									
Capacity (cc)	3195																									
Compression ratio (:1)	10.3:1																									
Maximum power (ECE, kW)*	SX, CX, LX: 169 @ 6600rpm MaXX: 167 @ 6600rpm																									
Maximum torque (ECE, Nm)*	SX, CX, LX: 297 @ 3200rpm MaXX: 297 @ 3200rpm																									
Gear ratios	1st 4.575 2nd 2.979 3rd 1.947 4th 1.318 5th 1.00 Final drive ratio 2.700																									
Fuel economy (L/100km)*	SX, CX, LX: 11.5 MaXX: 11.6																									
Recommended petrol octane rating	91 (ULP) 95 (PULP for slightly higher performance)																									
Petrol tank (L)	65																									
Emission Class	Euro IV																									
All Wheel Drive (AWD)	The All Wheel Drive system is 'Active Torque On Demand'. An electronically controlled electro-hydraulic differential ensures optimal torque distribution between the front and rear axles in all situations. As driving conditions dictate, the rear axle is instantly employed via an electronically controlled electro-magnetic coupling to give maximum traction. The torque split ratio between front and rear wheels is variable in real time depending on the driving conditions																									
Brakes	Four wheel disc. Ventilated discs – front and rear																									
Anti-lock Braking System (ABS)	4-channel, 4 sensor																									
Traction Control System (TCS)	When sensors detect imminent wheel spin, engine torque is reduced. If one wheel is about to spin, braking is applied to transfer torque to the wheel with better traction																									
Hydraulic Brake Assist (BA)	Provides additional braking assistance by allowing the driver to reach the ABS threshold sooner and therefore help to reduce stopping distances																									
Electronic Stability Program (ESP®)	Assists the driver in emergency situations by providing correction to the intended vehicle path, which may help the driver to avoid obstacles and reduce slides. This is accomplished via individual brake application and engine torque management control. ESP is a registered trademark of Daimler Chrysler AG																									
Descent Control System (DCS)	Utilises the active braking capability of the ESP® to maintain a controlled speed when travelling down hill																									
Active Rollover Protection (ARP)	ARP is designed to reduce the risk of rollover when lane changing and cornering; working in conjunction with the ESP® system																									
Suspension	Front: MacPherson Strut, gas pressurised dampers, stabiliser bar Rear: Independent Four-link, gas pressurised dampers, stabiliser bar																									
Level Ride Suspension	Self contained load-sensitive rear shock absorbers that automatically adjust to load and road conditions. (standard on CX and LX)																									
Steering	Rack and pinion hydraulic power steering																									
Brakes	Front Diameter: 296mm Rear Diameter: 303mm																									
Track (mm)	Front: 1562 Rear: 1572																									
Turn circle (kerb to kerb, m)	SX, CX, LX: 11.5 MaXX: n/a																									
Wheelbase (mm)	SX, CX, LX: 2707 MaXX: 2707																									
Exterior dimensions (mm)	<table border="1"> <thead> <tr> <th></th> <th>Length</th> <th>Width (excluding mirrors)</th> <th>Width (including mirrors)</th> <th>Height</th> </tr> </thead> <tbody> <tr> <td>SX, CX, LX</td> <td>4637</td> <td>1849</td> <td>2110</td> <td>1720</td> </tr> <tr> <td>MaXX</td> <td>4570</td> <td>1850</td> <td>2085</td> <td>1700</td> </tr> </tbody> </table>		Length	Width (excluding mirrors)	Width (including mirrors)	Height	SX, CX, LX	4637	1849	2110	1720	MaXX	4570	1850	2085	1700										
	Length	Width (excluding mirrors)	Width (including mirrors)	Height																						
SX, CX, LX	4637	1849	2110	1720																						
MaXX	4570	1850	2085	1700																						
Ground Clearance (mm)	SX, CX, LX: 200 MaXX: 200																									
Off road (degrees)	<table border="1"> <thead> <tr> <th></th> <th>Approach angle</th> <th>Departure angle</th> <th>Breakover angle</th> </tr> </thead> <tbody> <tr> <td>SX, CX, LX</td> <td>24.4</td> <td>22.2</td> <td>17.8</td> </tr> <tr> <td>MaXX</td> <td>24.2</td> <td>23.3</td> <td>17.8</td> </tr> </tbody> </table>		Approach angle	Departure angle	Breakover angle	SX, CX, LX	24.4	22.2	17.8	MaXX	24.2	23.3	17.8													
	Approach angle	Departure angle	Breakover angle																							
SX, CX, LX	24.4	22.2	17.8																							
MaXX	24.2	23.3	17.8																							
Interior dimensions (mm)	<table border="1"> <thead> <tr> <th></th> <th>Leg</th> <th>Shoulder</th> <th>Head</th> <th>Hip</th> </tr> </thead> <tbody> <tr> <td>SX, CX, LX Front</td> <td>1036</td> <td>1454</td> <td>1026</td> <td>1349</td> </tr> <tr> <td>SX, CX, LX Rear</td> <td>939</td> <td>1455</td> <td>1017</td> <td>1357</td> </tr> <tr> <td>MaXX Front</td> <td>1036</td> <td>1424</td> <td>1026</td> <td>1338</td> </tr> <tr> <td>MaXX Rear</td> <td>939</td> <td>1422</td> <td>1003</td> <td>1344</td> </tr> </tbody> </table>		Leg	Shoulder	Head	Hip	SX, CX, LX Front	1036	1454	1026	1349	SX, CX, LX Rear	939	1455	1017	1357	MaXX Front	1036	1424	1026	1338	MaXX Rear	939	1422	1003	1344
	Leg	Shoulder	Head	Hip																						
SX, CX, LX Front	1036	1454	1026	1349																						
SX, CX, LX Rear	939	1455	1017	1357																						
MaXX Front	1036	1424	1026	1338																						
MaXX Rear	939	1422	1003	1344																						
Roof Load (kg)	100																									
Cargo volume seats up/folded (L)	<table border="1"> <thead> <tr> <th></th> <th>SX (5 seats)</th> <th>CX, LX (7 seats)</th> <th>MaXX (5 seats)</th> </tr> </thead> <tbody> <tr> <td>all seats up right</td> <td>465</td> <td>85</td> <td>430</td> </tr> <tr> <td>3rd row seats folded</td> <td>–</td> <td>465</td> <td>–</td> </tr> <tr> <td>all rear seats folded</td> <td>930</td> <td>930</td> <td>865</td> </tr> <tr> <td>front passenger, all rear seats folded</td> <td>1565</td> <td>1565</td> <td>n/a</td> </tr> </tbody> </table>		SX (5 seats)	CX, LX (7 seats)	MaXX (5 seats)	all seats up right	465	85	430	3rd row seats folded	–	465	–	all rear seats folded	930	930	865	front passenger, all rear seats folded	1565	1565	n/a					
	SX (5 seats)	CX, LX (7 seats)	MaXX (5 seats)																							
all seats up right	465	85	430																							
3rd row seats folded	–	465	–																							
all rear seats folded	930	930	865																							
front passenger, all rear seats folded	1565	1565	n/a																							
Towing (kg)	750kg unbraked 2000kg braked																									
Service	V6 – 3,000km (at no cost) inspection, 15,000km then every 15,000km or 12 months, whichever comes first. Holden Dealer 'Tech 2' computerised analysis available for engine management system																									
	*Figures as per ECE regulations																									
	*Fuel consumption figures based on ADR 81/01 tests. These figures are provided to assist you in comparing the fuel consumption of Captiva with other vehicles. The actual fuel consumption will depend, however, on many factors, including your driving habits, the prevailing conditions and your vehicle's equipment, condition and use																									

vehicle dimensions

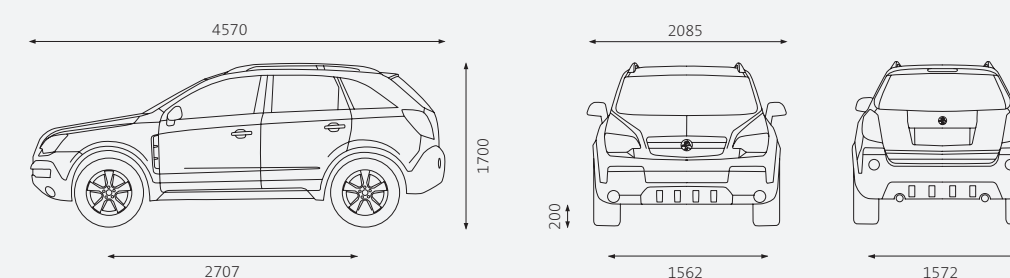
model	exterior colours							seating				
	Arctic White	Mercury Silver*	Granada Black*	Merlot*	Midnight Blue*	Zest*	Chino*	Silverstone Grey*	cloth trim	Charcoal	leather trim	Charcoal
SX	•	•	•	•	•	•	•	•	cloth			
CX	•	•	•	•	•	•	•	•	cloth			
LX	•	•	•	•	•	•	•	•	leather			
MaXX	•	•	•	•	•	•	•	•	leather			

dimensions (mm)

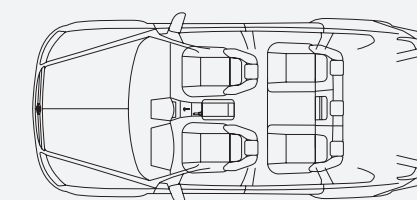
SX, CX, LX



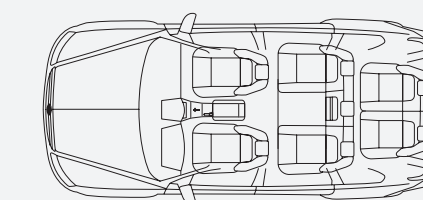
MaXX



5 seats SX, MaXX



7 seats CX, LX





Captiva MaXX
overseas model shown

exterior colours



Arctic White



Mercury Silver*



Granada Black*



Merlot*



Midnight Blue*



Zest*



Chino*



Silverstone Grey*

* Metallic or Mica paints are available at an additional cost

Variations between colours shown and actual paint colours/interior trim colours may occur due to the printing process. Actual vehicle colours may appear different under certain light conditions. Trim patterns are not to scale. Indicative only.

A word about this catalogue. We have tried to make this catalogue as comprehensive and factual as possible. However, since the time of printing some of the information you'll find here may have been updated. Also, some of the equipment shown or described through this catalogue may have been changed and / or is available at extra cost. Further, GM Holden Ltd reserves the right to make changes at any time without notice, in prices, colours, materials, equipment and models. Your Holden Dealer has details, and before ordering, you should ask them to bring you up to date. No Holden Dealer or other person is authorised or permitted to give or make any statement, assertion or undertaking in relation to the quality, performance characteristics, descriptions or fitness for any purpose of any Holden product which is at variance with any written statement, assertion or undertaking on any of these subjects given or made by GM Holden Ltd ABN 84 006 893 232 in its published sales literature, and GM Holden Ltd does not accept any liability for any such unauthorised action. GM Holden Ltd has authorised dealers in many parts of Australia for the sale of service parts and the provision of service to owners of Holden's products. Every endeavour is made to ensure that such dealers carry adequate stocks of service parts, but GM Holden Ltd doesn't make any promise other than that contained in the New Vehicle Warranty given by GM Holden Ltd that such parts or service facilities will be available at any specific location or at any particular time. Express warranties offered for Holden products are subject to the conditions set out in all vehicle handbooks. Details also available from GM Holden Ltd on request. Copyright GM Holden Ltd. July 2006. emerystudio CAPTFL0706 AD12099