

International Scout:

Traveler. Terra. Traveltop.



Four-Wheel Drive

Your choice of three models...

Travel the new four-wheel drive way with International SCOUT. Three exciting models. TRAVELER - TERRA - TRAVELTOP.

TRAVELER - V-8 Power - Automatic Transmission, Four wheel drive and Auto-Locking Front Hubs combined with car comfort give you a vehicle you will be proud to own. Step into a Traveler and suddenly there's a lot more to do. Get away from it all; drive in, up, down, and around those places inaccessible to most vehicles. In town you can take the family out to dinner or to the football, pick up the shopping or carry some furniture.

TERRA - The pick-up with real Muscle. V-8 Power, Auto-Locking Front Hubs. Good looking enough to take you to a drive-in in style and rugged enough to attack the steep dirt tracks with it's biting traction. Terra is loaded with style and class.

TRAVELTOP - The versatile one for all drivers. With it's shorter wheel base it makes the tight turns, narrow tracks and city parking a breeze. The big V-8 up front puts you in charge of what you want to do and where you want to go.

Big V-8 power is standard on all models 121.5 kW (163 B.H.P.).

AUTOMATIC transmission is standard on Traveler, optional on Traveltop. Terra has a sporty four speed manual transmission.

All this power then works for you through a 1.59 tonne (3 500 lb.) rated capacity rear axle to deliver biting traction to pull you through.

Exclusive automatic front locking hubs on all models eliminates the tedious task of getting out of the vehicle each time you select four wheel drive.

Though rugged in construction the Traveler, Terra and Traveltop do not lack in comfort. Front bucket seats in the Traveler and Traveltop are body contoured to hold you firm and comfortable no matter what the terrain. Seating in the Terra is ample for three with split 1/3 - 2/3 Bench. There is plenty of leg room to stretch out and enjoy the trip.

If you have a job to do, places to go or trailers to tow the choice is yours TRAVELER - TERRA or TRAVELTOP.

Traveler...

It's not a sedan. It's not a station wagon. It's not a truck. But combines some of the best features of them all.

Take the best qualities of a station wagon, sedan, and truck, put them together, and what do you get? Scout Traveler. It rides with the smoothness and comfort of a sedan, has the roominess and cargo space of a station wagon, and tows with the pulling power and endurance of a truck.

Standard V-8 power, selective four wheel drive, floor-shift three speed automatic, two speed transfer case and automatic locking hubs help make Australia part of your backyard. Traveler performs like a true thoroughbred, it has to, International has built 70 years of truck building experience into it.

Plenty of leg room plus body contoured bucket seat comfort, standard rear folding bench seat and

impressive visibility to see the road conditions ahead. A responsive steering system, dynamically balanced design, and a rugged suspension that holds the road with authority on the roughest terrain. From the ground up and from inside out, we've given Traveler our best so you can drive it with confidence wherever you go.

For the best of all world's it has to be Traveler. From the coast to the mountains, from the plains to the forest, creek beds or highways when you discover Traveler you'll Scout Australia.

Explore-discover what's best for you - Traveler.

Traveler...

Terra...



or Traveltop.



Terra...

Pick-up and go.

Carry a load to the building site, fodder for stock, a load of timber to the bush block or run in the mountains, cruise the highways with a trailer, take the family shopping or go on a fishing trip, Terra takes it all in its stride. Built truck tough to give year round versatility and dependability with its durable suspension system, precision steering and V-8 power.

The 1.83 x 1.39m (72 x 54.8 in.) pick-up area allows capacity loads to be carried with ease. The V-8 engine and two speed transfer case allows easy starts with heavy loads on steep inclines while the selective four wheel drive and auto locking hubs let you handle difficult terrain and slippery surfaces.

The Terra interior is spacious and comfortable for three with a full 0.31m³ (11 cu. ft.) of storage space behind the seats.

Rugged in its construction but stable and comfortable in its ride, Terra, for those who don't settle for second best.



Traveltop...

Tough Four-Wheel Drive.

Traveltop for those who want to get away from it all. Australia is a beautiful country but few are able to enjoy its outback in an ordinary vehicle. Traveltop will help you Scout the Australia you've been missing. Tough, durable and maneuverable, Traveltop has the V-8 power and stamina to take you almost anywhere you want to go in comfort and with ease.

Spirited off the highway, prestigious in the suburbs Traveltop is truly the multi-purpose vehicle. With its **short wheelbase and tight turning circle** it's as much at home down a tight bush track as it is turning into a suburban car spot.

The body contoured front bucket seats offer comfort normally found only in a sedan, while the standard rear folding seat allows maximum use to be made of the easily accessible large cargo area.

V-8 engine power, four speed manual transmission, or optional automatic, selective four wheel drive, auto locking hubs, two speed transfer case, front power boosted disc brakes with drums on the rear, standard features of the Traveltop that put you above the crowd.

Strong, reliable, spirited and prestigious all you want it to be. Designed with a lot in it so you can demand more from it, and get it - Traveltop.



Power, endurance and performance.

Direct-reading gauges include: temperature, ammeter, speedometer, oil pressure and fuel. All located in front of driver for easy visibility.

New electronic ignition system means quick starts and longer periods between tuneups. Eliminates breaker points and condenser; prolongs spark plug life.

Double-panel hood gives greater rigidity and muffles engine noise.

Short hood provides excellent road visibility. Opens from the rear for safety in case of collision.

Front seat folds forward from passenger side for easy access to 0.31 m³ (11 cu. ft.) of in-cab storage space.

Cargo light for night loading or unloading is standard.

Spacious cargo area is 1.83 m (72 in.) long and 1.39 m (54.8 in.) wide.

Full-steel fuel tank has 72 litre (15.8 gal.) capacity. 1.18 m (46.5 in.) wide doors make it easy to get in and out.

Three-pass aluminum muffler for quiet operation and durability.

Rugged full-length steel box frame for strength and rigidity.

Rust-resistant, sound-deadening undercoating is standard.

2.99 m (118 in.) wheelbase gives smooth ride.

Auto locking hubs standard.

International V-345A V-8 petrol engine. Net power 121.5 kW (163 B.H.P.) @ 3,000 R.P.M.

Increased cooling for optimum engine operating temperatures under all conditions is standard.

11.8 m (466 in.) turning diameter.

Long leaf springs with six leaves front, four leaves rear, providing a 2.811 (6200 lb.) gross vehicle weight rating.

Standard power disc front brakes for fade-resistant, sure braking under all conditions.

Terra Features:

2.99 m (118 in.) wheelbase gives smooth, comfortable ride and large cargo capacity.

Dash-mounted courtesy lights.

Direct-reading gauges include: temperature, ammeter, speedometer, oil pressure and fuel. All located in front of driver for easy visibility.

New electronic ignition system means quick starts and longer periods between tuneups. Eliminates breaker points and condenser; prolongs spark plug life.

Double-panel hood gives greater rigidity.

Short hood provides excellent road visibility. Opens from the rear for safety and easy engine access.

Reinforced steel bar embedded in the fiber-glass top adds strength and safety.

Hatchback lifts with a fingertip because of air cylinder assist; opens 1.39 m (54.8 in.) wide and 1.01 m (40 in.) high for loading ease.

Standard second seat provides rear passengers with a maximum 950 mm (37.4 in.) of leg room.

Spacious cargo area is 2.0 m (78.8 in.) long and 1.39 m (54.8 in.) wide.

Quick-release latch permits second seat to fold neatly for maximum cargo space.

Rust-resistant, sound-deadening undercoating is standard.

Easily accessible spare tire is mounted so that it doesn't restrict use of cargo area or rear visibility.

Full-steel fuel tank has 72 litre (15.8 gal.) capacity. 1.18 m (46.5 in.) wide doors make it easy to get in and out.

Three-pass aluminum muffler for quiet operation and durability.

Rugged full-length steel box frame.

Auto locking hubs standard.

International V-345A V-8 petrol engine. Net power 121.5 kW (163 B.H.P.) @ 3,000 R.P.M.

Increased cooling for optimum engine operating temperatures under all conditions.

11.8 m (466 in.) turning diameter.

Long leaf springs with six leaves front, four leaves rear, providing a 2.811 (6200 lb.) gross vehicle weight rating.

Standard power disc front brakes for fade-resistant, sure braking under all conditions.

Traveler Features:

Though each Scout model has its individuality many standard features are common to the series. Features like the big powerful International 121.5 kW (163 B.H.P.) V-8 petrol motor. This engine was originally designed by International for operation in more rigorous commercial vehicle applications. The V-345A engine has an **electronic ignition system which makes for easier starting and longer periods between tune ups**, eliminates breaker points and condenser and prolongs spark plug life.

The Traveltop and Terra are fitted with a four speed manual transmission. The Traveler has a standard three speed automatic transmission, this is also available as an option on the Traveltop.

The bodies of all vehicles are phosphate coated, then immersed in an anti-corrosion primer to make them as corrosion resistant as possible. The anti-corrosion system reaches into every seam, weld and joint.

Four wheeling is a pleasure with the Scout. A single lever gives easy selection of two or four-wheel drive high or low ratio. The Traveler, Terra and Traveltop have automatic locking front hubs as standard equipment.


A selection of exterior and interior colour schemes are available to compliment the pleasing external design.




Plenty of room. Air assist hatchback — Traveler.



Large carrying capacity — Terra.



International V-8 power — all models.



Wide visibility — all models.



Wide opening doors for easy access — all models.

Interior Trim

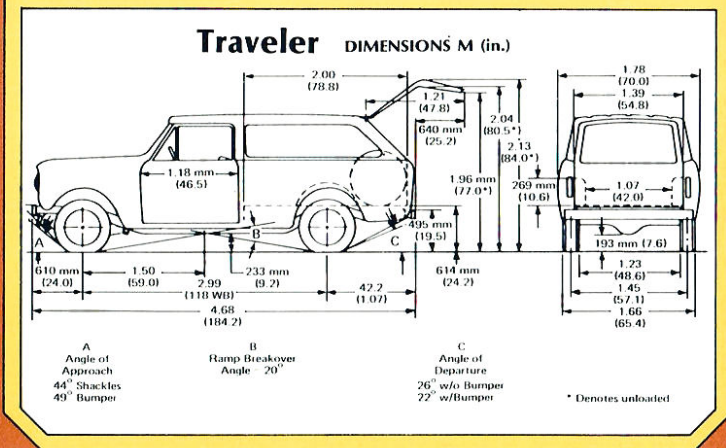
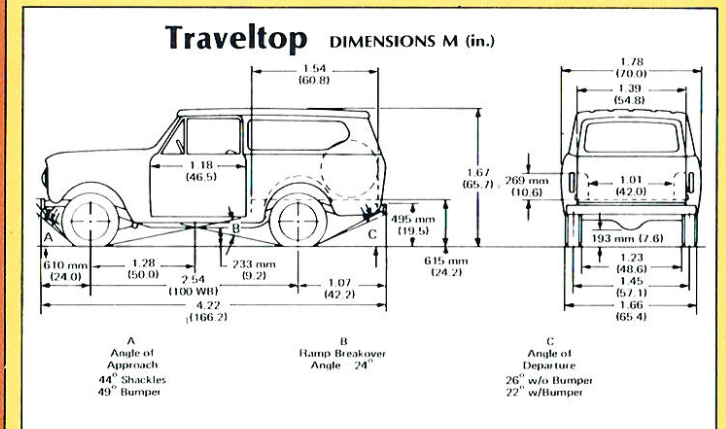
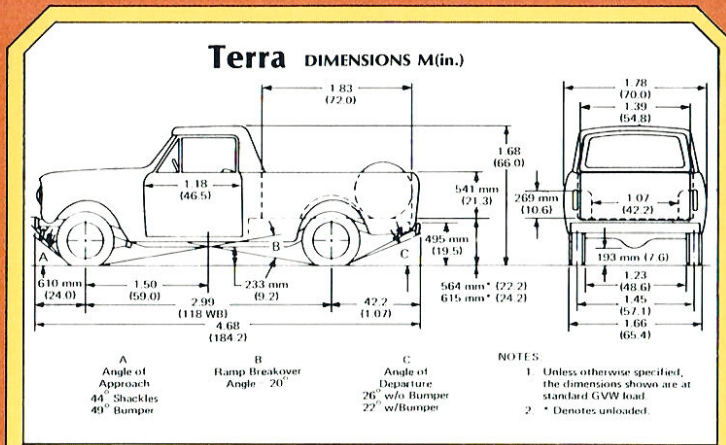
Standard Tanbark Vinyl	Tanbark Vinyl/Nylon	Saddle Custom Vinyl
Wedgewood Blue Vinyl/Nylon	Parchment Custom Vinyl	

Exterior Trim

Winter White	Siam Yellow	Elk
Embassy Gray	Concord Blue	Woodbine Green
Dark Brown Metallic	Rallye Gold	Terra Cotta

Dimensions

Specifications



		Terra	Traveltop	Traveler
AXLE-FRONT:	1.45 t (3200 lb.) capacity, driving. Automatic front locking hubs	STD	STD	STD*
	Ratio:	3.07:1	3.07:1	3.07:1
AXLE-REAR	1.59 t (3500 lb.) capacity semi floating	STD	STD	STD
	Ratio:	3.07:1	3.07:1	3.07:1
BRAKES-PARKING:	Mechanical control to rear service brakes, foot pedal activated	STD	STD	STD
BRAKES-SERVICE:	Vacuum power assisted. Dual operation hydraulic, with warning light, self adjusting. Front Disc - Rear Drum.	STD	STD	STD
CLUTCH:	280 mm (11 in.) angle link heavy duty	STD	STD	—
ELECTRICAL SYSTEM:	12 Volt, 37 amp alternator, 55 amp. hr, 54 plate battery	STD	STD	STD
ENGINE:	International V-345A petrol, V-8 Max. Net. power: 121.5 kW (163 BHP) @ 3600 RPM Max. Net. torque: 396 Nm (292 lb/ft) @ 2000 RPM. Displacement: 5.6 litre (344.96 cu. in.) Compression ratio: 8.28:1 RAC Horsepower rating: 48.1 Dual exhaust, Automatic choke Electronic Ignition.	STD	STD	STD
FRAME	Steel box section. Full frame. 101.6 x 76.2 x 3 mm (4 x 3 x 0.12 in.) wheelbase:	STD	STD	STD
		2.99m (118 in.)	2.54m (100 in.)	2.99m (118 in.)
FUEL TANK:	72 litre (16 gal) capacity	STD	STD	STD
SUSPENSION:	Semi-elliptic steel leaf springs front & rear shock absorbers	STD	STD	STD
TRANSMISSION:	T-428 four speed manual, synchromesh, direct drive, floor mounted gear shift. Ratios: 4.02, 2.41, 1.41, 1.00, rev 4.42:1	STD	STD	—
TRANSMISSION:	T-407 three speed automatic with torque converter. Floor mounted gear shift. Ratios: Low 2.45, Drive 1; 1.45, Drive 2; 1.00 Rev 2.2:1	—	OPT	STD
TRANSFER CASE:	TC-145, Two speed with engagement warning light. Ratio: Low 2.03; High 1.00:1.	STD	STD	STD
WHEELS & TYRES:	H-78 x 15 LRB tubeless tyres. 5 stud disc wheels with 6.00 JK rims	STD	STD	STD

Scout: Drive it with Confidence.

In order that product improvements may be introduced at any time, specifications are subject to change without notice. Illustrations may include optional equipment and accessories and may not include all standard equipment. Metric and imperial quantities shown are equivalent within the implied accuracy.

International

INTERNATIONAL HARVESTER AUSTRALIA LIMITED