


INTERNATIONAL T-2600 SERIES.



 THE STAYING POWER
INTERNATIONAL TRUCKS



T-LINE - THE SHAPE OF SUCCESS.

Buying the right truck doesn't cost, it pays. It's precisely why more people are deciding on International T-2600 Series.

Who needs to say dependable, economical or reliable. T-2600 Series says it all.

It's the truck designed and built in Australia for Australian conditions. You can see it in the strength of its all-steel cab, the rugged dependability of its bolted chassis construction, and in the responsive, flexible power of the drive train. It makes itself known in the way these trucks ride and handle, even with the heaviest payload on board.

T-2600 Series lets you take it easy wherever you take it.

Spacious cab comfort. Individual seating for driver and passengers. Controls which fall neatly at hand. Wide-screen distortion-free vision. Cab sound insulation which keeps the peace between you and the road.

It's all yours with T-2600 Series.

So is the convenience of a hydraulic tilt cab to provide instant engine access. Day to day servicing couldn't be easier or more practical. And remember, wherever you go, line haul or local, IH gives you the best nationwide parts and service back-up in the business.

T-2600 Series is the shape of success. In fact, it will always have something over others not born and bred in this country - staying power.

CAB COMFORT TO SUIT YOU TO A T.

How well you function, how fresh you feel after the long haul has a lot to do with cab comfort.

And this is a major part of the philosophy behind the design of the T-2600 Series cab. Strength and rigidity is another.

Easy entry starts with a conveniently placed grab handle, well placed non-slip steps and wide forward entry cab design. Inside the spacious cab interior there are individual seats for


driver and passenger. Behind the wheel, you relax in the deep cushioned fabric covered comfort of a Derby suspension seat. Up front, all controls fall neatly at hand. A stubby gear lever sprouts from a recessed fibreglass moulding set into the engine cover in your left side. The three spoke steering wheel sits at a comfortable angle. The column carries direction indicators and a trailer brake control. A handsome curved console by your immediate left houses a cluster of well identified switches for fingertip control.


Exterior air scoops bring in fresh outside air for inside comfort. The air is fed into a plenum fitted with a fan and can also be supplied with optional integral air conditioning. Air is distributed through two footwell vents and three dash vents, two of which are directly in front of the driver. Fingertip controls operate both heater and demister to provide the correct cabin temperatures.

Ample storage facilities are provided directly behind the driver and passenger seats with a manifest pocket incorporated in the driver's side compartment. The passenger's side of the wrap around console includes a deep and spacious glove box.

Full sleeper cab is available for selected models.

Nothing has been overlooked to make business a pleasure at the wheel of your T-2600 Series.





COMPREHENSIVE RANGE.

International T-2600 Series covers eleven models – two 4x2, five 6x4 and four 8x4. Ratings range from 13.9 to 26.5t (30650 to 58430 lb) GVM and 29.0 to 54.0t (64000 to 119100 lb) GCM. Premium power train and associated components such as International and Cummins engines, Rockwell axles, Hendrickson suspension plus appropriate options mean you get a truck built to do just the job you want and to do it without equal. Your International dealer will be pleased to provide detailed specifications and advice on the model right for your application.

STEERING.

Easy control is offered by superb power assisted steering. Sheppard gear is used and offers precise, fingertip operation.

BRAKES.

The positive dependability of a dual air brake system, s-cam front and rear. Smooth, sure braking. Jacobs engine brake is optional with all Cummins powered 4x2 and 6x4 models.

STURDY CHASSIS CONSTRUCTION.


Built strong, built right. Engineered to handle the toughest going. Because the IH chassis is engineered to accept the large twist and chassis deflections experienced in Australian operations, International engineers selected SAE grade 8 flanged head bolts for the frame. This proven design enables the bolt to withstand higher torque than conventional bolts.

SERVICEABILITY SAVES DOLLARS.

Designed for quick, easy service. With quick access components, modular systems and parts standardisation.

The electrical system is organised into five major component systems. Each is self-contained, more accessible and better protected. Five screws retain the front instrument panel which provides easy access to gauges for full servicing in the cabin. Parts have been reduced in the instrument cluster by one flex printed circuit board which replaced 50 parts and one positive locking connector which replaced 25 electrical parts.

International trucks are designed to spend less time in the workshop and more time on the road, making you money.






TOUGH RESILIENT CAB PAINT PROTECTION THAT LASTS.

T-2600 Series cab panels are protected by the International Electro-phoretic Deposition undercoating and acrylic armour enamel top coating. This exclusive process entails a six stage cleaning and phosphating process to prepare the cab. The cab is then totally submerged in paint, which is electrolytically deposited in a similar manner to electroplating, so that every part, inside box sections and pre-drilled holes are penetrated by paint.

It is then baked to provide high resistance to rust corrosion and chipping. Tough durable, Acryli-Armour is sprayed over the baked barrier - then the Acryli-Armour is baked to ensure your T-2600 Series has a long lasting shine which is highly resistant to chipping.

As a final protection, tectyl rust inhibitor is sprayed into the inside of doors and box sections as a double insurance against corrosion.





**T-2600 SERIES IS BACKED BY A
NATIONWIDE DEALER NETWORK.**

International Harvester's nationwide dealer network is strategically located throughout Australia.

It means you are never far from either International parts or service; you won't need it often, but it's nice to know it's there.

International Dealers are geared to provide a specialised service which is designed to minimise downtime.

Each IH Dealership carries an extensive range of spare parts. If, by chance, your dealer doesn't have the part you require, he can quickly locate the part anywhere in Australia, through the IH Computer Service.

It's all part of our unequalled service support package to keep your T-2600 Series exactly where it should be. On the road making money and building profits.



INTERNATIONAL HARVESTER

INTERNATIONAL HARVESTER AUSTRALIA LIMITED

(Incorporated in Victoria) under Scheme of Arrangement.

IMPORTANT

Illustrations, information and specifications herein believed correct at time of printing. International Harvester Australia Limited, without notice, may discontinue or change the specification or design of the products referred to at any time without incurring any liability whatsoever to any purchaser thereof. Some items illustrated are optional at extra cost. Some items described or illustrated in this brochure may not be available either immediately (due to local and/or overseas supply situation) or at all, either in Australia or elsewhere. Consult your IH Dealer, Distributor or Company Branch for latest information.