

406 
PEUGEOT



Engineered to be Enjoyed



A MARQUE 112 YEARS IN THE MAKING

Many automotive brands claim to be 'motoring marques'. Few have the credentials or the qualities required to do so. Fewer still have the heritage to support their claims.

One company that does is Peugeot. The Peugeot emblem has been respected by drivers for more than 112 years now, far longer than virtually every other marque. From the very first Peugeot – the world's second car – in 1889, Peugeots have been engineered to endure and to provide a rare sense of driver enjoyment while doing so.

Thus *Engineered to be Enjoyed*. This fine balance of intellect and inspiration is what sets Peugeot apart.

The 406 range beautifully embodies all that Peugeot stands for. Agile and precise handling that continues to set the standard in the class. A choice of engines, each spirited in character and renowned for extraordinary refinement and longevity. Luxurious interiors that offer genuine comfort and room to move. And an array of active and passive safety measures for complete confidence.

Above all, the 406 imparts a tangible sense of *completeness* – right down to having the best resale value in its category (source: Resale Ratings Guide, 'Wheels' magazine, May 2002).



THE 406 SEDAN & WAGON RANGES

Dynamic, distinctive, and utterly competent in all conditions. There are three choices in the 406 sedan range and two within the 406 wagon range. Each offers a unique set of benefits to meet your individual wants and needs. All offer a comprehensive array of standard equipment designed to make your life easier, more enjoyable, and safer.

Each includes the latest generation ABS braking system with Electronic Brake Force Distribution (EBFD) and Emergency Brake Assist (EBA) in their impressive active safety arsenals, while dual front airbags, front side airbags and pyrotechnically pretensioning front seatbelts head the list of passive safety inclusions. Security comes courtesy of remote central locking with an electronically coded anti-theft immobiliser.

The automatic headlight illumination system on all models senses the onset of darkness and switches on your lights accordingly, leaving you free to concentrate on the road ahead. The rain-sensing windscreen wipers automatically switch themselves on and then adapt to the rain's intensity.

An on-board trip computer keeps you up to date with read-outs on journey distance covered, average speed, current and average fuel consumption, estimated distance-to-empty, and outside temperature. Other useful features include a digital oil level indicator, and a distance estimate before the car's next service.

406 Sedans

Powered by Peugeot's much admired 2.0-litre, 16 valve 100 kW engine, the 406 ST provides sparkling performance on demand. The 406 ST HDi represents the latest in common rail, direct injection turbo diesel technology. With the aid of an intercooler, this remarkable engine delivers an abundance of silky smooth torque throughout the rev range – making for easy, flexible city driving and effortless open road touring. At all times, the ST HDi's fuel economy is staggering.

Topping the range is the 406 SV sedan. At its heart is the silent and powerful 24-valve, quad cam 3.0-litre V6 engine developing 152 kW. Helping put this considerable performance to maximum effect are traction control and an Electronic Stability Programme (ESP).



406 Wagons

The 406 wagon is so much more than an adaptation of its sedan brother. While it offers all the same comfort, handling agility and safety as the 406 sedan, it is a distinctive and stylish car in its own right. And it has the ability to move you, your family and your lifestyle along with it!

Two 406 wagon versions are available. The ST HDi's high-pressure direct-injection engine is ideally suited to load-carrying roles, thanks to the massive torque developed by this gem of turbo diesel technology. Available with either a manual transmission or a 4-speed 'auto adaptive' automatic unit, the ST HDi wagon will move you with ease and with amazing economy. For those with larger families, the ST HDi provides a rear-facing seat for two in the luggage area, making it a luxurious 7-seater (manual transmission version only). When not required, the additional seat row can be folded away flat into the floor, so as not to intrude on the normal luggage carrying capacity.



The 406 SV version is for those wanting a high performance car as well as a wagon. Powered by the 3.0-litre quad cam V6 and coupled with a standard 'auto-adaptive' automatic transmission, the SV wagon moves you effortlessly in the comfort of sumptuous leather. As with the 406 SV sedan, the wagon features traction control and Electronic Stability Programme (ESP) for added safety in all conditions.





THE INSIDE STORY

The stylish and distinctive looks of the 406 range carry through to the luxurious interiors, which combine aesthetic appeal with generous comfort, a quiet, smooth ride, and thoughtful attention to detail.

In all versions, you and your passengers enjoy climate-control air conditioning – simply set the desired temperature and the system will maintain it automatically. Which means no fiddling with dials on the move, whether it be in the middle of a typical Australian summer or on a well-deserved trip to the ski fields in July.

Generously proportioned seats front and rear make long hauls feel like short hops, and all five seating positions benefit from the safety of adjustable head restraints. Individual folding centre armrests are provided for the two front seats, while the centre armrest in the rear of sedan models conceals a useful ski-flap to facilitate the carrying of long items in the boot. ST and ST HDi models feature 'Saratoga' velour trim as standard, while 406 SV sedan and wagon offer the luxury of premium leather in addition to electrically adjustable front seats (featuring two-position memory on the driver's side) with in-built heaters.

You will also enjoy the 406's concert hall quality sound system with six speakers, featuring a CD player on all models. The 406 SV sedan and wagon are fitted with a six-stack CD system mounted in the boot, as well as an integrated cassette player. On all models, a remote stalk is fitted on the steering column to enable you to adjust sound system volume, radio station selection and the CD function without taking a hand off the steering wheel.



Naturally, all side windows are electrically operated. The glass is tinted all round, and the athermic windscreen features a special metallic oxide film within the laminate to fend off heat and UV penetration. The exterior mirrors are not simply electrically adjustable, but heated for clear vision on frosty mornings.

In the midst of all this luxury, practical considerations are far from forgotten. All models (except ST HDi wagon with manual transmission) are fitted with a 60:40 split folding rear seat to help move those occasional larger loads.

406 SV sedan interior shown



406 COUPÉ

“Stunning Pininfarina coupé comes close to Ferrari style... one of the most desirable coupés ever made... swift, smooth and very rewarding to drive: ★★★★★”.

– ‘Autocar’ magazine, UK, April 2002

The 406 Coupé is the product of one of motoring’s greatest collaborations – the engineering of Peugeot and the styling of renowned designer Pininfarina. This marriage of skills has produced many stunning cars over the decades, and its latest creation has even the most hardened motoring journalists lost for adequate superlatives. Made in strictly limited numbers, the Coupé is as exclusive as it is beautiful.

A *Grand Tourer* in the purest sense of the term, the Coupé offers opulent luxury for four people in individual, hand-crafted leather bucket seats. And the two in the rear will appreciate the generous space that they find there – this is most definitely not a 2+2 pretending to be something it can never be.

The standard equipment list is overwhelming and includes climate-control air conditioning, electrically operated and heated front seats (with two-position memory on the driver’s side), 10-speaker high-fidelity sound system with a six-stack CD facility, trip computer, cruise control, rain-sensing wipers, automatic headlight illumination system, a self-dipping interior mirror, electric windows and mirrors, and much more.

Surrounding you in all this cossetting luxury is a car that will awaken in you the sheer joy of driving, where distance becomes a pleasure. An abundance of willing, smooth power flows from the 3.0-litre, quad cam 24-valve V6 engine, and is securely put to the ground via 16-inch alloy wheels and high performance tyres – all under the constant electronic supervision of a sophisticated Electronic Stability Programme (ESP) and traction control system.

A full suite of active and passive safety features – including ABS brakes with Electronic Brake Force Distribution, Emergency Brake Assist, four airbags (two front and two side), and pyrotechnically pretensioning front seatbelts – provides ample evidence of Peugeot’s commitment to *preserving* life as well as *enriching* it.



SAFETY – A PEUGEOT PRIORITY

Peugeot believes that the best safety strategy of all is an avoidance strategy, hence its objective of putting immensely agile and controllable cars in the hands of drivers who care about their driving. But Peugeot also recognises that the world is full of 'average' motorists in 'average' cars with whom we must share the road; thus its safety engineers' total belief in – and relentless pursuit of – active and passive safety.

Active safety features are those that help you to avoid an accident. The 406's precise and predictable handling is the starting point in this area. Then come highly effective braking systems with ABS, Electronic Brake Force Distribution, and Emergency Brake Assist; responsive and accurate power steering; excellent all-round visibility from the driver's seat; powerful headlights encased in impact-resistant polycarbonate lenses; and a cockpit set-up which makes you – the driver – feel that you have control of the car at all times.

Passive safety features come into play once an accident becomes unavoidable, and it's reassuring to know that in this field the 406 is state of the art. Each model in the range is built around a reinforced safety 'cell', which in turn is built around the passenger cabin of the car. The cell comprises extraordinarily strong steel elements in the windscreen structure and the B- and C-pillars, along the sills and within the doors, across the floorpan and underneath the dashboard assembly, and in the roof perimeter rails.

At either end of the safety cell are controlled energy absorption zones. Using a clever combination of differing-strength steel elements, these zones are designed (using sophisticated models analysed on super-computers) to deform progressively up to the safety cell – thereby absorbing, spreading and dissipating impact energy.

Four airbags and pretensioning seatbelts complete the formidable passive safety picture. Seatbelt force limiters ensure that the belts apply only as much restraining force as is necessary in the circumstances.

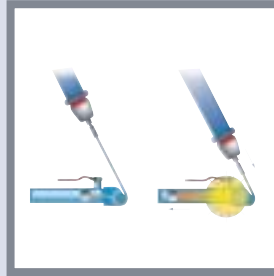
Four Airbags

Peugeot's front airbags, plus the pyrotechnic seatbelt pretensioners, constitute an interactive safety system to improve the duration of contact between the airbag and the occupant. The side airbags are of the 'double' head-and-thorax type and are mounted in the sides of the front seats, so that they protect the occupants wherever their seats are positioned.



Pyrotechnic Front Seatbelt Pretensioners

Controlled by a specific ECU, in an accident a detonation drives a piston to tension the seatbelt buckle stalk, thereby producing a tractive force along the length of the seatbelt. This tightens the belt across lap and chest, well before the wearer commences to move forward against it.




Electronic Brake Force Distribution (EBFD) system Emergency Brake Assist (EBA) system

EBFD is a high-technology system which is designed to enhance the dynamic performance of the 4-sensor ABS brakes fitted as standard to the 406 range. Sensors continually monitor the loading and speed of each road wheel and act to maintain the right balance of front and rear braking effort in an emergency stop. The Emergency Brake Assist (EBA) system automatically increases the braking effort in a sudden stop situation and activates the hazard lights to warn following drivers.

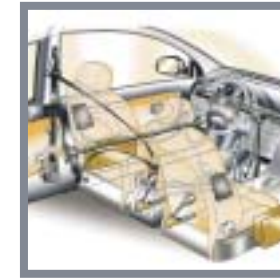


Energy Absorption Zones

Protecting the safety cell, front and rear, are controlled-collapse energy absorption zones. Constructed from particularly specified and cleverly shaped materials, they provide both reinforcement and programmed crash deformation, affording the cell's occupants optimal protection.




Safety Cell



Peugeot's massive Cray computers have devoted uncounted hours to the task of keeping the company's 'survival cell' technology at the cutting edge, combining theoretical modelling with 'real' data from Peugeot's Bureau of Accidentology – the world's largest databank on real traffic accidents. Peugeot seeks to continually extend the limits of survivability by incorporating the latest safety techniques and technology at the very outset of any new model's design process. Hundreds of crash tests each year – both real and computer-modelled – validate progress.

Seatbelt Force Limiters



The seatbelt force limiters fitted to the front seatbelts act to reduce the forces on the occupants' chests in a collision. Each commences to act on the belt, managing its tension through the duration of an impact, once the load on the belt exceeds 600 kg.

Rain-Sensing Windscreen Wipers



When it's raining, thinking drivers want all their attention focused on the road. The 406's rain-sensitive wiper system removes the need for the driver to continually divert attention to operating/adjusting the wipers. By means of a micro-processor on the windscreen, when it rains, they wipe – at continuously varying speeds consistent with the intensity of the downpour.

Three-point (lap/sash) Rear Seatbelts

The three passengers in the rear of all 406 sedan and wagon models ride comfortably in the knowledge that each of them has the freedom of movement and optimum protection of a three-point seatbelt. In the case of the central passenger, this means greater safety compared with a conventional lap belt due to the fact that his/her upper body is properly restrained. In addition, there is the protection of three height-adjustable head restraints.



Advanced Suspension System

The 406 features an advanced suspension system which provides the driver with safe and predictable handling responses in all circumstances. The front MacPherson-type struts with anti-roll bar and the rear multi-link set-up also endow the 406 with superbly comfortable ride quality.



ESP (Electronic Stability Programme) and Traction Control (406 SV sedan and wagon; 406 Coupé only)

At the heart of the ESP system is a 'yaw rate sensor'. It is inside the passenger compartment, almost in the 406's centre of gravity. By reading information from the steering wheel sensor, it compares the vehicle's actual trajectory with the trajectory required by the driver. In case of understeer or oversteer, the system initiates a correcting response by braking one or more wheels, even modifying engine torque if necessary. The traction control system (ASR) utilises the ABS braking system to eliminate wheel spin in slippery conditions, or when excessive power is applied.





'Auto-Active' Automatic Transmission

Standard on 406 SV wagon and optional on all other models. Selecting from nine separate gear-change programmes, the 406's automatic transmission adapts to your driving style and the road conditions. Alternatively, you can choose to select a 'Sport' mode for more enthusiastic performance, or a 'Snow' programme for increased traction in slippery conditions.



Cruise Control

Standard on ST HDi sedan and wagon, SV sedan and wagon, and Coupé. Cruise control allows you to set a selected speed and the car will maintain it – up hill or down dale. It helps to reduce driver fatigue on long journeys, and to avoid penalties for exceeding the speed limit.



THE TURBO DIESEL ADVANTAGE

The turbo diesel engine fitted to 406 ST HDi sedan and wagon models is nothing short of a technological marvel. Developed principally for European markets where diesel motoring is commonplace, the HDi's 2.0-litre, 80 kW engine employs the very latest in common rail, high-pressure direct-injection technology.

Supported by an intercooler for more efficient combustion, the HDi engine delivers an immediate and seamless surge of acceleration thanks to an abundance of torque – or pulling power – all the way through the rev range. Peaking at a massive 250 Nm at just 1,750 rpm, the HDi's torque curve is flat and broad to ensure effortless response at all road speeds.

The result of this impressive technology is performance and smoothness that will silence any diesel critic. Gone are the noise, the smoke, and



the myth that diesels are slow. On top of all this come the benefits of staggeringly low fuel consumption, greater mechanical longevity, and environmentally friendly emission levels.

The HDi could have been tailor-made for Australian conditions. Its easily accessed torque at all speeds suits our long distance highway travel, making overtaking a simple manoeuvre. For the same reason, carrying heavy loads or towing trailers and boats become less of a strain. And in our increasingly congested cities, the HDi's amazing flexibility means fewer gear changes and more responsive acceleration. Not to mention the fact that it helps to make the air we breathe cleaner and less dangerous for our children.



PEUGEOT PEACE OF MIND

Peugeot cars are designed and manufactured to give you trouble free motoring and total peace of mind. As a Peugeot owner you are immediately entitled to a comprehensive range of customer care services – all available from your Peugeot Dealer. Your local Dealer has the expertise to maintain your Peugeot to its peak performance. Each Dealer employs a Specialist Peugeot Technical Advisor who has access to the latest technical information and diagnostic equipment developed for Peugeot vehicles. There's no way your car could be in better hands. To get the very most from our commitment to service, just ask about any of the benefits listed below. Your Dealer will also keep you up to date on any product innovations that could add to your driving pleasure. It's all part of the service.

Driving down the costs of servicing

Peugeot petrol and diesel engined cars need servicing every 20,000 kms or every 12 months, whichever is the sooner. This reflects a recent lengthening of the schedule and with less time spent in the maintenance bay and fewer service visits, Peugeot has passed on the benefits of technology in engine design and lubrication. Cost savings compared with competitive models increase with mileage covered, and could be up to 45%. While Peugeot can predict the maintenance needs of engine and other major components, the wearing of certain components such as tyres and brake pads is less predictable and is affected by driving style and conditions. Peugeot recommends an intermediate check between services.

2-year unlimited km Warranty

Complete parts and labour coverage in the first two years, irrespective of distance travelled. During the period, you will also automatically receive Peugeot Assistance cover for complete peace of mind (subject to conditions outlined in the Warranty Maintenance Book).

12 year Anti-Corrosion Warranty

Peugeots are renowned for their durability and longevity. This is due in part to the sophisticated measures which are taken during the production process to optimise long-term protection from the elements. Peugeot backs this advanced technology with a 12-year warranty against corrosion-perforation of your car's bodywork – one of the longest body warranties in the world today (subject to conditions in the Warranty Maintenance Book).

Peugeot Extended Warranty

Extended Warranty cover for a further 12 or 24 months after the original 2-year warranty expires. Peugeot Extended Warranty is a comprehensive scheme exclusively available to Peugeot owners. Customers wishing to extend their warranty will also extend their Peugeot Assistance cover at extremely advantageous rates. Speak to your Peugeot Dealer for full details.

Peugeot Assistance

Whatever it takes to get you going again, in the event of a breakdown or emergency, it only takes one free phone call to make it happen. Peugeot Assistance is free for Peugeot new car owners. The programme includes 24-hour roadside assistance, vehicle recovery, technical advice, message service, home assistance and accident or theft co-ordination. Your Peugeot Dealer has full details of all terms and conditions.

Peugeot Genuine Parts Promise

If your car is in for a service or repair, the parts required to keep your car on the road are Peugeot genuine parts. Using specifically designed and manufactured parts ensures your Peugeot can operate at peak performance at all times.

Important Notice.

Peugeot Automobiles Australia offers this brochure as a general guide to product specifications. Photographs and illustrations in this brochure are for illustrative purposes only and do not necessarily represent final production models for Australia, or modifications made to meet Australian standards or requirements. All data in this brochure is believed to be correct as at June 2002. However, as development is an ongoing process, changes may occur from time to time which will not necessarily be reflected herein. Therefore, Peugeot Automobiles Australia reserves the right to change specifications without notice. Accordingly, this brochure should not be regarded as an infallible guide to correct specifications, nor does it constitute an offer for sale of any particular vehicle. Dealers are not agents of Peugeot Automobiles Australia and have absolutely no authority to bind Peugeot Automobiles Australia by an express or implied undertaking or representation. Peugeot Automobiles Australia is the trading name of Sime Darby Automobiles Pty Limited (ACN 000 426 282).

Engineered to be Enjoyed



PEUGEOT

Peugeot Automobiles Australia, Locked Bag 206, Silverwater NSW 1811.
www.peugeot.com.au