



Volkswagen New Beetle





European specification vehicles are shown in this brochure.
Some features and options may not be available.



New Beetle will drive you happy.

From its cheeky good looks to its feature-filled interior, the New Beetle has been designed with one thing in mind: fun! And if just looking at it puts a smile on your face, imagine what a drive can do. The New Beetle is a refreshing change – a unique design that can only be described as a modern classic.

The New Beetle range offers three distinct models to choose from – the Miami, the TDI and the Cabriolet. Whichever New Beetle you choose they all have much in common. From the inspired design, German engineering and safety to the exacting quality standards, every New Beetle will be a source of long lasting pleasure.



Quality and innovation.

Look closely at the New Beetle and you'll see that Volkswagen's designers take fun very seriously. In fact, they're obsessive about it. **Attention to detail** is evident throughout the New Beetle.

For example, the distinctive body of the New Beetle is also highly practical, featuring **plastic bumpers and fenders** designed to flex instead of dent in low speed parking impacts. All other panels are of high quality fully



galvanised steel, providing the confidence of a **12-year anti-corrosion perforation warranty**. Even features such as the standard carpet mats have been carefully designed and are anchored to the floor to stop them

sliding under the pedals. Feel and hear the quality of a New Beetle by simply shutting one of the doors – the re-assuringly solid ‘thunk’ is all the proof you’ll ever need. With the New Beetle beauty is more than skin deep.



Interior design.

The New Beetle's refreshing design and sense of style flows through to its ergonomic interior. **Quality materials and finishes** define the interior space. The driver's view is focused on a single, circular instrument cluster which uses a distinctive blue illumination. The high quality controls are clearly labelled and placed in the most logical positions, so they are easy to reach.

Getting comfortable is easy with the height adjustable driver's seat and a height and reach adjustable steering wheel. The **standard air conditioning** incorporates a dust and pollen filter to trap airborne particles so that they don't enter the cabin. The all-important in-car entertainment is supplied by a premium six speaker **CD sound system** that is MP3 compatible. And which interior feature defines the spirit of the New Beetle? The small vase in the dash – complete with a flower of course.

- 01 The MP3 compatible sound system and standard air conditioning provide clear and logical controls.
- 02 Matching chrome air vent surrounds are a distinctive interior feature of the New Beetle.
- 03 An 'easy entry' seating function enables quick access for rear seat passengers.
- 04 The interior has an instrument binnacle with chrome surround. The easy-to-read instruments feature adjustable blue illumination.





Stylish and safe.

The fun New Beetle, like any Volkswagen, is built with a commitment to safety. The body's front and rear crumple zones absorb the energy of an impact and direct the resulting forces around the **passenger safety cell**. All New Beetle models feature standard **driver and passenger front and front side/head airbags**.

Every occupant is protected by a three-point seatbelt and head restraint. The front seatbelts are height adjustable (except on Cabriolet) to ensure the best possible fit and inbuilt pre-tensioners pull the seatbelt tight in a collision. To help you avoid an accident, the New Beetle uses 'active' safety technology with an **Anti-lock Braking System (ABS)**



and **Electronic Brake-pressure Distribution (EBD)** to help you retain steering control in an extreme braking situation. The New Beetle TDI has the added safety of **Electronic Stabilisation Program (ESP)** to detect and correct oversteer and understeer conditions.

The New Beetle Cabriolet also includes an **advanced roll-over system**. Sensors recognise a roll-over situation and activate the protection system in just 0.25 seconds. When activated, the rear head restraints 'pop-up' in a fraction of a second and when combined with the heavily strengthened windscreen frame, provide a sophisticated safety package.




New Beetle Miami.

From any angle the New Beetle Miami will surprise and delight. More than just a head turning body, the Miami combines form and function – from the impact absorbing bumpers and fenders to the safety of **ABS and four airbags**. The well-appointed interior has standard **air conditioning** and a premium MP3 compatible sound system that incorporates six speakers. The power side mirrors are heated to make demisting quick and easy

on those cold winter mornings. Power steering, **power windows and remote central locking** are also standard. Inside there is space for four adults and the luggage area can accommodate larger items with the help of a folding back seat.

The Miami features the brilliantly engineered and economical **1.6 litre petrol engine**. The simplicity of the



engine's design ensures you'll enjoy years of trouble free motoring along with 75kW of power and 148Nm of torque. The 1.6 engine is teamed with a 5-speed manual transmission that provides precise shifts and contributes to a low fuel consumption of just 7.7L/100kms. A 4-speed automatic transmission is also available as an option.



New Beetle TDI.

Building on the impressive features of the Miami, the New Beetle TDI adds Volkswagen's advanced 1.9 litre **Turbo Diesel Injection (TDI)** engine to provide amazing performance and economy. The TDI engine incorporates **Pumpe-Düse** technology, injecting fuel in precise



quantities and at incredibly high pressure. The result is a more efficient and clean burning engine, providing huge amounts of torque, effortless performance and remarkable fuel economy. The smooth and quiet 1.9 TDI offers low fuel consumption of just 5.5L/100km, making it possible to

drive up to 1,000kms on a single tank. Producing 77kW of power at 4,000 rpm and an impressive 250Nm of torque at just 1,900 rpm, the 1.9 TDI is teamed with a precise 5-speed manual gearbox.



- 01** A vase with a flower contributes to the interior ambience.
- 02** A perfect combination of space, ergonomics and stylish design distinguishes the New Beetle.
- 03** An active roll-over protection system ensures passengers' safety. The protection system is activated within 0.25 seconds.
- 04** The stylish 16 x 6½" San Antonio alloy wheels are standard on the New Beetle Cabriolet.



New Beetle Cabriolet.

The sky is the limit. The New Beetle Cabriolet adds another dimension of fun, freedom and excitement to the range. With an irresistible appearance combined with advanced engineering, superb quality and generous equipment levels, the Cabriolet is the perfect driving experience every day of the year.

The generous features of the New Beetle Cabriolet were provided with one thought in mind – indulge and enjoy!

The Cabriolet is powered by a **2.0 litre petrol engine** delivering 85kW of power and 172 Nm of torque teamed with either the precise 5-speed manual or optional 6-speed automatic transmission. Stylish **16 x 6½” alloy wheels** and front fog lights distinguish the exterior of the Cabriolet. On the inside, there is **cruise control** and the benefit of a premium ten speaker sound system. Air conditioning, power windows and power mirrors are all right at your fingertips.









Gone in 13 seconds.

At the push of a button you can let the outside in. It's simple and takes only 13 seconds. One handle locks and releases the soft top and then the roof is quickly lowered or raised by pressing a button. The New Beetle Cabriolet is a true all-weather soft top. From balmy summer evenings to torrential rain in winter, the

electric folding roof is fully insulated, lined and sealed to let you make the most of any weather. The thoughtful design extends to the **glass rear window** complete with a demister for steamy situations.



Specifications

	Miami	TDI	Cabriole
Safety and Security			
Airbags			
Driver and front passenger airbags	S	S	S
Driver and front passenger side/head airbag system	S	S	S
Anti-theft			
Engine immobiliser (rolling code)	S	S	S
Body			
Fully galvanised with 12-year anti-corrosion perforation warranty	S	S	S
Door side impact protection	S	S	S
Rigid safety cell with front and rear crumple zones	S	S	S
Active roll over protection system	–	–	S
Brakes			
Anti-lock Braking System (ABS)	S	S	S
Electronic Brake-pressure Distribution (EBD)	S	S	S
Child restraint			
Child seat anchor points mounted on rear seat (2)	S	S	S
Fog lights			
Front fog lights, mounted in lower bumper	O	O	S
Rear fog lamp	S	S	S
Head restraints			
Front safety optimised head restraints, height adjustable	S	S	S
Integrated rear head restraints (2)	–	–	S
Rear adjustable and removable (2)	S	S	–
Locking			
Remote central locking with deadlock mechanism	S	S	S
2 stage unlocking (programmable)	S	S	S
Automatic locking after takeoff (programmable)	S	S	S
One touch lock/unlock for driver	S	S	S
Luggage cover, removable	S	S	–
Seatbelts			
Front height adjustable	S	S	–
Front with pre-tensioners and belt force limiters	S	S	S
3 point seatbelts for all passengers	S	S	S
Traction control			
Electronic Differential Lock (EDL)	–	S	–
Anti-Slip Regulation (ASR)	–	S	–
Electronic Stabilisation Program (ESP)	–	S	–
Exterior Equipment/Styling			
Body Enhancements			
Chrome strip on body waistline	–	–	S
Body coloured bumper bars, door handles and exterior mirrors	S	S	S
Roof			
Electro-hydraulic, 3 layer cloth	–	–	S
Tonneau cover	–	–	S
Wheels			
Alloy wheels (San Antonio) 16x6½" with 205/55 R16 tyres	–	–	S
Steel wheels 15x6" with 195/65 R15 tyres	S	–	–
Steel wheels 16x6½" with 205/55 R16 tyres	–	S	–
Full size steel spare wheel	S	S	S
Windows			
Heat insulating tinted glass	S	S	S
Heated glass rear window	S	S	S

Specifications continued

	Miami	TDI	Cabriole
Comfort and Convenience			
Air conditioning, CFC free			
Dust and pollen filter	S	S	S
Armrest			
Front centre armrest with integrated storage compartment	S	S	S
Boot opening			
Electrically operated via switch in driver's door and key	S	S	S
Carpet mats			
Front and rear	S	S	S
Cruise control	–	–	S
Cup holders			
Front (2)	S	S	S
Driver and passenger sun visors	S	S	S
Entry/warning light in front doors	S	S	S
Fuel filler flap			
Electrically operated via switch on driver's door	S	S	S
Grab handles			
Front fold away grab handles	S	S	S
Glove box	S	S	S
Headlights			
Halogen headlights with clear lightweight polycarbonate lenses	S	S	S
Headlight-on warning buzzer	S	S	S
Internal headlight range adjustment	S	S	S
Combined headlight and fog light switch	S	S	S
In-car Entertainment			
AM/FM radio, theft deterrent warning light and coding	S	S	S
CD player with MP3 compatibility	S	S	S
Auxiliary input audio socket in-dashboard	–	–	S
Speakers, front and rear (6)	S	S	–
Speakers, front and rear (10)	–	–	S
Instrumentation			
Speedometer & tachometer, electronic odometer and tripmeter, service interval display, fuel gauge, low fuel warning light, brake pad wear indicator, blue adjustable illumination	S	S	S
Roof/windscreen frame mounted digital clock and outside temperature display	S	S	S
Interior lighting			
Front mounted in rear-view mirror housing with time delay	S	S	S
Rear passenger reading lights	S	S	–
Luggage compartment light	S	S	S
Mirrors			
Electrically heated and adjustable with integrated indicator lights	S	S	S
Power steering	S	S	S
Seating			
Easy entry front seats with height adjustment	S	S	S
Folding rear seat backrest and seat base	S	S	–
Rear seat load through provision, lockable	–	–	S
Steering wheel			
Height and reach adjustable	S	S	S
3 spoke steering wheel			
Leather covered steering wheel, gear shift knob and handbrake lever	–	–	S
Storage			
Glove box with illumination, lockable	S	S	S
Front seat backrest storage pockets	S	S	S
Front door storage nets	S	S	–
Front door and rear side storage pockets	–	–	S
Roof mounted storage area (not with sunroof)	S	S	–
Overhead driver sunglass storage	S	S	–
Upholstery			
Luna cloth	S	S	S

Key

S Standard

O Optional

– Not available

Specifications continued

	Miami	TDI	Cabriolet
Vase			
With flower	S	S	S
Vanity mirrors			
Illuminated on driver's and passenger's side with cover	S	S	S
Windows			
Power front with safety roll-back function	S	S	–
Power front and rear with safety roll-back function	–	–	S
Driver with one-touch up-down	S	S	S
Driver with button for simultaneous lowering and closing of all four windows	–	–	S
Key operated convenience close and open feature	S	S	S
Wipers			
2 speed with wash/wipe and intermittent wipe with 4 position delay	S	S	S
12V socket			
Centre console	S	S	S
Optional Equipment			
Automatic transmission (4 speed) with Dynamic Selection Program (DSP)	O	–	–
Automatic transmission (6 speed) with Tiptronic and Dynamic Selection Program (DSP)	–	–	O
Electric glass sunroof, slide and tilt adjustable with sunblind	O	O	–
Front fog lights, mounted in lower bumper	O	O	S
Leather package			
Consists of leather seat upholstery, steering wheel, gear shift knob, handbrake lever, front centre armrest and individually heated front seats	O	O	O
Metallic/Pearl Effect paint	O	O	O

Technical Specifications

Engine	New Beetle		New Beetle Cabriolet	
	1.6 litre	1.9 litre TDI	2.0 litre	
Type	4 cyl inline petrol	4 cyl inline turbo diesel	4 cyl inline petrol	
Installation	Front transverse	Front transverse	Front transverse	
Cubic capacity, litres/cc	1.6/1595	1.9/1896	2.0/1984	
Bore/stroke, mm	81.0/77.4	79.5/95.5	82.5/92.8	
Max power, kW@rpm	75@5600	77@4000	85@5400	
Max torque, Nm@rpm	148@3800	250@1900	172@3200	
Compression ratio	10.5:1	19.0:1	10.3:1	
Fuel system	Multi-point injection	Bosch Electronic Damper Control with unit injectors (Pumpe Düse)	Multi-point injection	
Ignition system	Electronic	Compression	Electronic	
Exhaust emission control	Catalytic converter, oxygen sensors	Exhaust gas recirculation and oxidising catalytic converter	Catalytic converter, oxygen sensors	
Emission level	EU IV	EU IV	EU IV	
Fuel type (Recommended)	Premium unleaded 95 RON	Diesel 49CZ	Premium unleaded 95 RON	
Transmission	Front wheel drive		Front wheel drive	
Gearbox	5 speed manual	4 speed automatic	5 speed manual	6 speed automatic
Performance				
0–100km/h	11.6	13.2	11.5	11.7 12.9
Top speed, km/h	179	175	180	184 181

Key

S Standard

O Optional

– Not available

Technical Specifications continued

Fuel Consumption *	1.6 litre		1.9 litre TDI		2.0 litre	
Gearbox	5 speed manual	4 speed automatic	5 speed manual		5 speed manual	6 speed automatic
Combined, L/100km	7.7	8.3	5.5		8.7	9.5
CO ₂ emission g/km	185	199	149		209	228
Fuel tank capacity, litres	55	55	55		55	55

* Fuel consumption figures according to Australian Design Rule (ADR) 81/01.

The driving style, road and traffic conditions, environmental influences and vehicle condition can in practice lead to consumption figures which may differ from those calculated with these standards.

Running Gear

Front axle

MacPherson struts, coil springs, anti-roll bar

Rear axle

Torsion beam axle, trailing arms, coil springs, anti-roll bar

Steering

Power assisted rack and pinion steering

Brake systems

Anti-lock braking system (ABS) with Electronic Brake-pressure Distribution (EBD)

Brakes

Front Ventilated discs
Rear Solid discs

Turning circle, m

10.9

Weights	1.6 litre		1.9 litre TDI		2.0 litre	
	5 speed manual	4 speed automatic	5 speed manual		5 speed manual	6 speed automatic
Tare vehicle weight kg	1210	1235	1292		1338	1368
Towing capacity kg						
Braked	1000	1000	1000		1000	1000
Unbraked	600	600	600		600	600
Towbar load limit kg	75	75	75		75	75
Max. roof load kg	50	50	50		–	–

Exterior Dimensions	New Beetle		New Beetle Cabriolet	
Overall length mm	4129		4129	
Width mm	1721		1721	
Height mm	1498		1502	
Wheelbase mm	2516		2516	
Track mm				
front	1507		1507	
rear	1487		1487	

Interior Dimensions

Luggage area volume L		
seat upright	209	201
seat folded	527	–
Luggage floor length mm		
seat upright	701	676
seat folded	1238	–
Boot width at widest point mm	1101	1017
Width between wheel arches mm	1007	996
Luggage load height mm	738	465

Colours and Upholstery


Colours



Deep Black Pearl Effect



Salsa Red



Harvest Moon#




Shadow Blue Metallic#



Reflex Silver Metallic



Gecko Green Metallic



Sunflower



Laser Blue Metallic*

#Colours only available for New Beetle Cabriolet.

*Colour only available for New Beetle.

Please note: Metallic and Pearl Effect paint are optional at an extra cost. The print process does not allow for exact reproduction of the exterior or the upholstery colours. For further details, please contact your Volkswagen Dealer.

Please contact your Volkswagen Dealer for further information on colours and upholstery combinations.

Upholstery

Standard Cloths



Black Luna Cloth



Beige Luna Cloth*

Key

*Beige cloth upholstery is not available with following New Beetle exterior paint colours: Sunflower and Reflex Silver Metallic. Additionally New Beetle Cabriolet is not available with Salsa Red and Gecko Green Metallic.


#Beige Leather is not available with following New Beetle exterior paint colours: Reflex Silver Metallic and Sunflower. Additionally New Beetle Cabriolet is not available with Salsa Red.

†Red Leather is only available with the following exterior paint colours: Reflex Silver Metallic and Deep Black Pearl Effect.

Optional Leathers



Beige Leather#



Black Leather



Red Leather†



Owning a Volkswagen

Volkswagen New Vehicle Warranty

Every new Volkswagen passenger vehicle is covered by a 3-year/100,000km (whichever occurs first) manufacturer's warranty, which includes Volkswagen Assist (24hr roadside assistance). Every new Volkswagen passenger vehicle is also covered by a 3-year paintwork and 12-year anti-corrosion perforation warranty.

Volkswagen Assist – Premium

As a customer you can be assured that wherever you travel in Australia you will have access to roadside assistance 24 hours a day, 365 days a year. You will receive help in the event of a breakdown or accident and if required, your vehicle will be mobilised or transported to a Volkswagen authorised workshop.

As a Volkswagen owner you will also have access to the additional benefits of accommodation and car rental if your vehicle cannot be mobilised within 24 hours when you are travelling away from home. Furthermore, you can enjoy the benefits of Volkswagen Assist's concierge service for Australia-wide travel booking.

Volkswagen Service

Your Authorised Volkswagen Service Centre is part of Volkswagen's global Quality Management System, ensuring all dealers are certified to ISO 9001:2000 – an internationally recognised Quality Standard. Authorised Volkswagen Service Centres have factory trained Technicians equipped with the very latest diagnostic equipment, specialist tooling and Volkswagen Genuine Parts. An Authorised Volkswagen Service Centre undertakes work in accordance to factory specified guidelines and maintenance schedules.

Volkswagen Genuine Parts®

Volkswagen Genuine Parts® are designed for your vehicle and approved by Volkswagen, with particular regard to safety. The workmanship, dimensional accuracy and materials used in these parts comply with factory specifications. To ensure safety and reliability, Volkswagen recommends the use of Volkswagen Genuine Parts®. Volkswagen Authorised Dealers offer a 2-year warranty on Genuine Parts from the date of purchase.

Volkswagen Finance

Buying, Borrowing or Leasing, Volkswagen Finance will certainly make you think differently about financing and insuring your new Volkswagen. Committed to meeting the needs of Volkswagen drivers, across Australia, we offer a range of leasing, financing and insurance products, each with distinct advantages depending on your specific circumstances. Our packages are personalised to suit your individual requirements. You design your plan so that it meets your budgeting needs and can rest assured that there will be no surprises along the way. Speak to your local participating Volkswagen Dealer today to put together a financial solution that best suits your lifestyle.

Glossary

Anti-lock Braking System (ABS)

When braking, wheel speed sensors measure the road wheel speed and should one or more wheels start to lock the ABS system reduces brake pressure to that wheel. This prevents the wheels from locking during heavy or emergency braking, enabling the vehicle to remain steerable.

Anti-Slip Regulation (ASR)

ASR is a switchable traction control system that prevents the wheels from spinning under acceleration by reducing engine torque. It is active at speeds above 40km/h.

Electronic Brake-pressure Distribution (EBD)

Electronic, more sophisticated means of regulating the ratio of front/rear brake pressure. Settings are varied according to driving and load conditions to ensure each wheel is braked to the optimum extent.

Electronic Differential Lock (EDL)

EDL improves driving and steering characteristics when accelerating on road surfaces where each wheel has a different degree of traction. The system operates automatically and is combined with the ABS system. Using the ABS wheel sensors, EDL monitors the speed of the individual driving wheels. When a difference in driving wheel speed is detected (i.e. when one wheel starts to spin due to differences in road surfaces, e.g. due to water or dirt) the system brakes the spinning wheel, transferring engine power to the wheel with the best traction. EDL is active in forward and reverse and operates up to 40km/h.

Electronic Stabilisation Program (ESP)

ABS, EDL and ASR traction control systems are integrated into the Electronic Stabilisation Program (ESP). In short, ESP helps ensure that the vehicle goes where you steer it even in extreme driving conditions. The ESP system constantly compares the actual movement of the vehicle with pre-determined values and should a situation arise where the vehicle starts to skid, ESP will apply the brakes to individual wheels and automatically adjust the engine's power output to correct the problem. ESP prevents the vehicle from losing control when trying to avoid an accident, for example. It also prevents spinning off on a curve due to either understeer or oversteer.

Volkswagen is distributed by Volkswagen Group Australia Pty Ltd, The Lakes Business Park, 6 Lord St. Botany, NSW 2019. ABN 14 093 117 876. Specifications are as planned at August 2007, for model year 2008 and are subject to change without notice or obligation. Cars and accessories are shown for illustrative purposes only and may not depict Australian specifications. All Volkswagen approved parts and accessories are warranted for 2 years/unlimited kilometres. All warranties implied by legislation or otherwise, are excluded to the maximum extent permitted by law. The liability of Volkswagen shall, subject to the law, be limited at Volkswagen's discretion: 1. In the case of the goods, the repair or the cost of repair, or the replacement or the cost of replacement; and 2. In the case of services, the re-supply of the services or the cost of re-supply of the services. All information in this brochure is correct at time of publication, however variations may occur from time to time and Volkswagen, in so far as it is permitted by law to do so, shall not be liable in any way as a result of any reliance by any person on anything contained in this brochure. The colours shown in the brochure are indicative only and may vary from actual items owing to the printing process. Authorised Volkswagen dealers will provide up-to-date information on model application, design feature, prices and availability on request.

Volkswagen Insurance & Volkswagen Extended Warranty are provided by Allianz Australia Insurance Limited (Allianz), AFS Licence No. 234708, ABN 15 000 122 850. In arranging this insurance Volkswagen Financial Services Australia Limited, ABN 20 097 071 460 & Volkswagen Group Australia Pty Ltd, ABN 14 093 117 876 and the authorised dealers act as agents of Allianz and not as your agent. Volkswagen Finance is a trading name of Volkswagen Financial Services Australia Limited. Locked Bag 5009, Alexandria NSW 2015. Tel: 02 9695 6311.



Volkswagen New Beetle

Publication: VGA3004E

Internet: www.volkswagen.com.au