

# *SX4*



Way of Life!



**AS CAPABLE AS AN SUV, AS PRACTICAL AS A HATCH**

Life can get so busy these days. There's so much to do as we run around town during the week. Wouldn't it be nice to just drop everything and take a weekend away from it all? But an active lifestyle requires two cars: one practical enough for the city, and one powerful enough for weekend trips away. And that's what the Suzuki SX4 has been designed to be. A car that lets you crossover to where you'd rather be.



**X**OVER TO WHERE YOU'D RATHER BE



# INTELLIGENT ALL-WHEEL-DRIVE

## 2WD



Only the front wheels provide the drive in this mode, which is the most economical setting. This mode is ideal for driving conditions on dry surfaces.

## 4WD auto



The standard mode for driving. Almost all the torque is distributed to the front wheels. Torque going to the rear is automatically increased or decreased to match traction requirements in variable conditions, such as when driving on slippery surfaces.

## 4WD lock



Lock mode provides ample torque to rear wheels from start-up for effective escapes in low traction conditions such as mud or snow. The system automatically switches over to, and remains in 4WD Auto at speeds over 60km/h.



Suzuki's i-AWD system (intelligent All-Wheel-Drive) is a switchable three-mode 4x4 system that allows you to crossover from economical city driving to serious off-road adventuring with the push of a button. It's a car designed to fill the role of two. A car designed specifically for an active lifestyle.



## LIVING UNDER THE CITY LIGHTS

With its sleek European sports finish, the SX4 Hatch has been designed for city life. Its refined shape, and tight, responsive handling, means it can handle the crowded spots, sudden stops and quick turns of city driving. And with its sporty 2.0 litre 107kW engine, you can cruise around in economical two-wheel drive. Perfect for the urban lifestyle.

## WORLD RALLY CHAMPIONSHIP

The SX4 has lead Suzuki's new assault on the World Rally Championship.

Engineered to thrive in the extreme conditions of international rallying, the SX4 delivers powerful driving dynamics on any terrain. Its rally tested strength, skill and versatility make it perfect to handle your active lifestyle.



Suzuki has built a reputation for engineering innovation. Whether it's high performance cars, motorcycles or marine engines, Suzuki is constantly evolving to meet our drivers' changing demands. We pride ourselves on building stylish, versatile vehicles that live up to the Suzuki stamp of quality, originality and reliability.



**WAY OF LIFE!**



## KEYLESS ENTRY

The excitement of the SX4 'S' model begins before you even get into the car, thanks to Suzuki's pioneering keyless system. Touch the handle and the door opens. Turn the keyless ignition and the engine starts. The SX4 'S' is on a whole new level.



## CROSSOVER IN SAFETY

The SX4 'S' surrounds all passengers with protection. Internally, everyone is safely cocooned with dual front, side and curtain airbags. Also, the SX4 has a highly sophisticated braking system that incorporates ABS with EBD: a system that transfers brake torque between axles, giving the driver greater control of the vehicle under extreme braking conditions.



## SAFETY-ENGINEERED BODY


The SX4's State of the Art safety is complete with its rigid body design. The front and rear crush zones progressively absorb collision impact, while the frame directs the impact energy away from occupants. The cabin structure is supported by a number of other reinforcements, including side-impact door beams and reconfigured side members.



## CROSSOVER IN COMFORT

Everything about the SX4 is designed around enhancing your driving experience. The 7 pockets and storage spaces help keep your road trips organised. The illuminated central display panel lets you know the time, outside temperature, as well as the average and instantaneous fuel consumption. And with steering wheel controls for the 8-speaker MP3 CD audio system, your music is at your fingertips.





## **GREATER ROOM, GREATER COMFORT**

Sophisticated, distinguished, and with more space than ever. The SX4 boasts a powerful 2.0 litre engine and a massive 515 litre boot – bigger than many larger cars. But with the economy of a small car, the SX4 Sedan is the smart choice for those whose lifestyles demand a lot of space.

# ON THE OPEN ROAD



When it's time to escape, it's time to hit the open road. Enjoying the SX4's sporty 2.0 litre four-cylinder engine, you fly along leaving the city behind. With a bucket load of torque you grip the bitumen tightly, pushing further along the long winding road. You and those closest to you, heading to where you'd rather be.



# ***SX4*** ALL WHEEL DRIVE



Engineered to create a super smooth ride whilst delivering dynamic performance, the SX4's AWD heritage is apparent in its crisp, precise handling and comfortable, long distance cruising. The impressive list of features include: sporty 2.0 litre performance, intelligent All-Wheel-Drive, 8-speaker MP3 CD player with steering wheel controls, air conditioning, 60/40 split-fold seats, multi-informational display, power windows & mirrors, dual front SRS airbags, and ABS braking system with BAS and EBD.

# ***SX4* ALL WHEEL DRIVE 'S'**



Action packed for those whose fast paced lives never stop, the SX4 AWD S is a step above. It has everything the AWD base model has, with the extra safety of dual seat-mounted airbags and dual curtain airbags. It also boasts cruise control, climate control, Suzuki's keyless entry & start up system, leather covered steering wheel and fog lamps.



# SX4 HATCH



Big on comfort and ingenuity, the SX4 Two-Wheel-Drive hatch has an exceptional array of standard features including: 2.0 litre 107kW engine, 8-speaker MP3 CD player with steering wheel controls, air conditioning with particle filter, 60/40 split-fold seats, multi-informational display, power locks, windows & mirrors, dual front SRS airbags, and ABS braking system with BAS and EBD. The S model adds side & curtain airbags, keyless entry, cruise control, climate control, alloy wheels, leather covered steering wheel and fog lamps.



# ***SX4* SEDAN**



The SX4 Sedan literally takes the small car class to a new level. With a load of down torque, the 2.0-litre engine delivers in the lower rev range of every gear. And while it's as feature packed as the hatch model, the SX4 Sedan also boasts a massive 515-litre boot. For those after a little extra, the S model adds side & curtain airbags, keyless entry, cruise control, climate control, alloy wheels, leather covered steering wheel and fog lamps.



# ACCESSORIES

	Description	Sedan	Hatch	AWD	Part Number
<b>EXTERIOR</b>					
Alloy wheel set - 16"	7 Spoke - Set of 4	▪	▪	▪	990AA-01416-K14
Bonnet protector	Clear	▪	▪	▪	990AA-00318-001
Bonnet protector	Black smoke	▪	▪	▪	990AA-00318-002
Headlamp protectors		▪	▪	▪	990AA-00118-001
Rear bumper protector	Black		▪	▪	990B0-33009-BLK
Reverse parking aid	Colour coded*	▪			990AA-75K00-XXX
Reverse parking aid	Colour coded*		▪	▪	990AA-80J11-XXX
Slimline weathershield	Front pair	▪	▪	▪	990AA-00218-002
Slimline weathershield	Rear pair		▪	▪	990AA-00218-003
Slimline weathershield	Rear pair	▪			990AA-00218-004
Muffler extension	Stainless Steel		▪	▪	990AA-01016-002
Fog light kit		▪			990AA-10118-004
Fog light kit			▪	▪	99000-99019-88A
<b>INTERIOR</b>					
Ashtray		▪	▪	▪	99000-99012-83H
Cargo tray			▪	▪	990AA-00818-009
Cargo mat		▪			990AA-00818-007
Cargo net			▪	▪	99000-990J5-C20
Cruise control		▪	▪	▪	990AA-02118-001
Dashboard protection mat		▪	▪	▪	990AA-00918-006
Floor mat set	MT	▪	▪	▪	990AA-00818-004
Floor mat set	AT	▪	▪	▪	990AA-00818-005
First Aid Kit	Large	▪	▪	▪	990AA-02010-003
First Aid Kit	Small	▪	▪	▪	990AA-02010-006
Lighter	Cigar	▪	▪	▪	39400-59J10
Seat covers with side airbag	Front	▪	▪		990AA-01118-002
Seat covers (no side airbag)	Front	▪	▪	▪	990AA-01118-003
Seat covers	Rear		▪	▪	990AA-01118-005
Seat covers	Rear	▪			990AA-01118-006
<b>TOWING</b>					
Tow bar kit			▪	▪	990AA-01718-K02
Tow bar kit		▪			990AA-01718-K07

\* These items are colour coded, please advise your car colour when ordering

	Description	Sedan	Hatch	AWD	Part Number
<b>NAVIGATION</b>					
Garmin NUVI 255W	Wide Screen - text to speech	▪	▪	▪	990AA-01216-55W
Garmin NUVI 265	Bluetooth - text to speech	▪	▪	▪	990AA-01216-265
Garmin NUVI 265W	Wide screen - Bluetooth - text to speech	▪	▪	▪	990AA-01216-65W
Garmin ZUMO 550		▪	▪	▪	990AA-01210-550
<b>AUDIO / ENTERTAINMENT</b>					
Premium sound upgrade kit***		▪	▪	▪	990AA-01218-PK2
CD stacker		▪	▪	▪	990AA-01218-010
Sub woofer	120W	▪	▪	▪	990AA-01218-022
Speakers	1 pair	▪	▪	▪	990AA-01215-003
Speaker bracket (after market)	1 pair	▪	▪	▪	99000-99076-N50
Dash garnish, tuner, CTR	Alternative head unit	▪	▪	▪	73821-80J00-5PK
Bracket, audio	Alternative head unit	▪	▪	▪	99000-99082-80J
Pocket, tuner	1-Din alternative head unit	▪	▪	▪	39182-70E51
i-Pod interface	Standard head unit	▪	▪	▪	990AA-01216-125
Blue Tooth phone kit	Due October	▪	▪	▪	990AA-01210-003
<b>ROOF RACK &amp; ACCESSORIES</b>					
Roof racks		▪			990AA-00718-003
Roof racks			▪		990AA-00718-005
Roof racks				▪	990AA-00718-010
Bike carrier fork mount		▪	▪	▪	990AA-00715-BC2
Locking arm	2 pair skis	▪	▪	▪	990AA-00715-LA2
Locking arm	3 pair skis	▪	▪	▪	990AA-00715-LA3
Locking arm	4 pair skis	▪	▪	▪	990AA-00715-LA4
Locking arm	6 pair skis	▪	▪	▪	990AA-00715-LA6
Ski clips	1 pair	▪	▪	▪	990AA-00715-SC1
Tie down attachments	2 pair	▪	▪	▪	990AA-00715-TDA
Carrier, water craft		▪	▪	▪	990AA-00715-WCC
Holder, water craft		▪	▪	▪	990AA-00715-WCU
Cam lock tie down - HD.	1 pair	▪	▪	▪	990AA-00715-RCT
Luggage tray	Small	▪	▪	▪	990AA-00715-LTC
Luggage box	360 ltr, LH open	▪	▪	▪	990AA-00716-360
Luggage box	450 ltr, LH open	▪	▪	▪	990AA-00716-450

\*\*\* Kit includes 4 x speakers, 4 x brackets and sub woofer





PREMIUM SOUND UPGRADE PACK



BONNET PROTECTOR



HEADLAMP PROTECTOR



FOG LIGHTS



CARGO NET



REVERSE PARKING KIT



FLOOR MATS



FRONT SEAT COVERS



REAR SEAT COVERS



ROOF RACKS



CHROME MUFFLER EXTENSION (HATCH ONLY)



TOW BAR



i-POD INTERFACE



SATELLITE NAVIGATION UNITS



6 CD STACKER KIT



SLIMLINE WEATHERSHIELDS



CRUISE CONTROL



LUGGAGE POD



CARGO TRAY (HATCH ONLY)



BIKE RACK

# SPECIFICATIONS

## SX4 SPECIFICATIONS

		Sedan	Sedan S	Hatch	Hatch S	AWD	AWD S
<b>TRANSMISSION</b>							
		MT / AT	MT / AT	MT / AT	MT / AT	MT / AT	MT / AT
<b>DIMENSIONS</b>							
Overall length	mm	4,510		4,135			
Overall width	mm	1,730		1,730		1,755	
Overall height	mm	1,545		1,585		1,630	
Wheelbase	mm	2,500					
Track	Front mm	1,500			1,495		
	Rear mm	1,495			1,495		
Ground clearance (unladen)	mm	165		175		200	
Minimum turning radius	m	5.3					
<b>CAPACITIES</b>							
Seating capacity	persons	5					
Luggage capacity (litre)	max volume				1,045		
	rear folded^	n/a		625			
	rear raised^	515		270			
Fuel tank capacity	litres	50				45	
Fuel consumption*	litres per 100Km	8.4 Manual / 9.5 Auto				8.7 Manual / 9.5 Auto	
<b>ENGINE</b>							
Type		J20A					
Number of cylinders		4					
Number of valves		16					
Piston displacement	cc	1,995					
Bore x stroke	mm	84.0 x 90.0					
Compression ratio		9.5 : 1					
Maximum output	kW / rpm	107 / 5,800					
Maximum torque	Nm / rpm	184 / 3,500					
Fuel distribution		Multipoint injection					
<b>CHASSIS</b>							
Steering		Rack & pinion					
Brakes	Front	Ventilated disc					
	Rear	Drum		Solid disc			
Suspension	Front	MacPherson strut & coil spring					
	Rear	Torsion beam & coil spring					
Wheels		15" Steel	15" Alloy	16" Steel	16" Alloy	16" Steel	16" Alloy
Tyres		195 / 65		205 / 60			
<b>WEIGHTS #</b>							
Kerb weight (min)	kg	1,205 / 1,240	1,215 / 1,250	1,215 / 1,235	1,250 / 1,270	1,255 / 1,290	1,285 / 1,320
Gross vehicle weight	kg	1,675				1,740	
Towing capacity	braked (kg)	1,200					
	unbraked (kg)	400					
Tow ball download	kg	50					

^ Figures according to VDA

\* ADR81/01 Test Results

# Weights are nominal and will vary depending on options and accessories

## SX4 EQUIPMENT

		Sedan	Sedan S	Hatch	Hatch S	AWD	AWD S
<b>COMFORT</b>							
Power steering		▪	▪	▪	▪	▪	▪
Power windows (front and rear)		▪	▪	▪	▪	▪	▪
Central door locking		▪	▪	▪	▪	▪	▪
Remote controlled door locks with hazard lamp answer-back function		▪	▪	▪	▪	▪	▪
Keyless start system			▪		▪		▪
Air conditioning	Particle filter	▪	▪	▪	▪	▪	▪
	Climate control		▪		▪		▪
Heater		▪	▪	▪	▪	▪	▪
Audio	Antenna	▪	▪	▪	▪	▪	▪
	Speakers	8	8	8	8	8	8
	In-dash CD stereo with MP3 function	▪	▪	▪	▪	▪	▪
	Steering wheel audio controls	▪	▪	▪	▪	▪	▪
Cruise control			▪		▪		▪
<b>INSTRUMENT PANEL</b>							
Tachometer		▪	▪	▪	▪	▪	▪
Information display (clock, outside temperature, fuel consumption)		▪	▪	▪	▪	▪	▪
Steering wheel		urethane	leather	urethane	leather	urethane	leather
<b>INTERIOR</b>							
Courtesy lights		▪	▪	▪	▪	▪	▪
Sunvisors with vanity mirror (driver and passenger)		▪	▪	▪	▪	▪	▪
Day and night rear view mirror		▪	▪	▪	▪	▪	▪
Cup holders (front and rear)		▪	▪	▪	▪	▪	▪
Seats & door trims material		fabric	fabric	fabric	fabric	fabric	fabric
Driver's seat height adjuster		▪	▪	▪	▪	▪	▪
Seatback pockets (passenger's side)		▪	▪	▪	▪	▪	▪
Below seat storage (passenger's side)		▪	▪	▪	▪	▪	▪
Rear seats 60:40 split folding		▪	▪	▪	▪	▪	▪
Adjustable head restraints (front x 2, rear x 3)		▪	▪	▪	▪	▪	▪
12v accessory socket		▪	▪	▪	▪	▪	▪
Cargo area cover / rear parcel shelf				▪	▪	▪	▪
Front door storage pockets		▪	▪	▪	▪	▪	▪
Assist grips		▪	▪	▪	▪	▪	▪

# SPECIFICATIONS

## SX4 EQUIPMENT

	Sedan	Sedan S	Hatch	Hatch S	AWD	AWD S
<b>EXTERIOR</b>						
Headlamps (halogen)	▪	▪	▪	▪	▪	▪
Front fog lamps		▪		▪		▪
Electrically adjustable outside door mirrors	▪	▪	▪	▪	▪	▪
2-speed variable intermittent windscreen wipers	▪	▪	▪	▪	▪	▪
Rear window 1-speed intermittent washer & wiper			▪	▪	▪	▪
Rear window demister	▪	▪	▪	▪	▪	▪
Roof rails					▪	▪
195 / 65 R15 + steel wheels	▪					
195 / 65 R15 + alloy wheels		▪				
205 / 60 R16 + steel wheels			▪		▪	
205 / 60 R16 + alloy wheels				▪		▪
<b>SAFETY AND SECURITY</b>						
Dual front airbags	▪	▪	▪	▪	▪	▪
Side airbags		▪		▪		▪
Curtain airbags (front & rear)		▪		▪		▪
ABS with EBD (electronic brake distribution)	▪	▪	▪	▪	▪	▪
BAS (brake-assist system)	▪	▪	▪	▪	▪	▪
Front 3-point ELR seatbelts with height-adjusters & pre-tensioners	▪	▪	▪	▪	▪	▪
Rear 3-point ELR seatbelts x 3	▪	▪	▪	▪	▪	▪
ISO-FIX child seat restraint system	▪	▪	▪	▪	▪	▪
Immobiliser	▪	▪	▪	▪	▪	▪
High-mounted stop lamp	▪	▪	▪	▪	▪	▪



# COLOURS


## ALL WHEEL DRIVE



White Pearl



Silky Silver\*



Bluish Black\*



Ocean Blue\*



Nocturne Blue\*



Sunlight Copper\*


## HATCH




White Pearl



Silky Silver\*



Bluish Black\*



Ocean Blue\*



Nocturne Blue\*




Sunlight Copper\*


## SEDAN




White Pearl



Silky Silver\*




Azure Gray\*



Bluish Black\*



Nocturne Blue\*



Classy Red\*

\*Additional premium/metallic paint charge



Way of Life!

All care is taken to ensure the accuracy of this brochure at the time of publication approval. Specifications, features, prices and model availability may vary from State to State and may change without notice. Always consult your authorised Suzuki Dealer or refer to [www.suzuki.com.au](http://www.suzuki.com.au) for the latest details on all models. SUZUKI AUSTRALIA will not be held liable for any loss as a result of reliance on the content of this brochure, whether in negligence or otherwise. Vehicles are shown for illustrative purposes only and may not depict exact Australian specifications. Published August 2008. SZA2891

[www.suzuki.com.au](http://www.suzuki.com.au)

GRAND VITARA



JIMNY SIERRA



SWIFT



APV

