



Commercial
Vehicles

The New Crafter Range

Specifications



Features and Specifications

Safety and Security	Van	Single Cab	Dual Cab
Airbags			
Front airbag for driver and front passenger	●	●	●
Side and curtain airbags for driver and front passenger [#]	●	●	●
Seat belts			
3-point seat belts with height adjustment and belt tensioners for driver	●	●	●
Seat belt warning light and buzzer for driver's seat	●	●	●
Brakes and Traction Control			
Multi-Collision Brake (MCB)	●	●	●
Adaptive Electronic Stabilisation Programme (ESP)	●	●	●
Anti-Lock Braking System (ABS)	●	●	●
Brake Assist (BA)	●	●	●
Traction Control System (TCS)	●	●	●
Electronic Differential Lock (EDL)	●	●	●
Hill Hold Assist	●	●	●
Crosswind Assist	●	●	●
Driver Assistance Technology			
Front Assist with City Emergency Brake*	●	●	●
Driver Fatigue Detection*	●	●	●
Front and Rear Park Distance Control* (PDC) with Rear View Camera*	●	—	—
Preparation for Rear View Camera*	—	○	○
Driver Assistance Package 1			
Fog Lights with cornering function, 'Light and Sight' windshield wiper intermittent control with light and rain sensor and separate daytime running light with automatic headlight control, 'Leaving Home' function and manual 'Coming Home' function	○	○	○
Driver Assistance Package 2			
Side Protection*, Rear Traffic Alert*, Blind Spot Monitoring*, Lane Keep Assist* and Electric Folding Mirrors	○	—	—
Driver Assistance Package 3			
Park Assist*, Side Protection*, Rear Traffic Alert*, Blind Spot Monitoring*, Lane Keep Assist* and Electric Folding Mirrors	○	—	—
Driver Assistance Package 4			
Adaptive Cruise Control (ACC)*	○	—	—
Driver Assistance Package 'Chassis'			
Adaptive Cruise Control (ACC)*, Lane Keep Assist* and Electric Folding Mirrors	—	○	○

● Standard ○ Option — not available MWB = Medium Wheelbase LWB = Long Wheelbase

[#]Side and Curtain Airbags not available in the Crafter Van with the optional super-high roof configuration. *Safety technologies are designed to assist the driver, but should not be used as a substitute for safe driving practices.

Safety and Security	Van	Single Cab	Dual Cab
Locking and Security			
Anti-theft alarm system with backup horn, interior monitoring and towing protection	○	○	○
Central locking system with radio remote control and interior release mechanism	●	●	●
Central locking system with radio remote control, interior release mechanism and SAFELOCK	○	○	○
Child safety lock in passenger compartment	○	—	—
Two (2) remote control folding keys	●	●	●
Engine immobiliser (electronic)	●	●	●
One (1) Chock	○	○	○
2 (two) Chocks	○	—	—
First aid kit, warning triangle, safety vest and warning light	○	○	○
Lighting			
Twin Halogen headlights	●	●	●
Headlight range adjustment	●	●	●
Separate Daytime Running Lights (DRL)	●	●	●
LED headlamps with separate LED Daytime Running Light	○	○	○
High rear stop light	●	—	—
Rear fog light	●	●	●
Head Restraints			
Front safety optimised head restraints, height adjustable	●	●	●

Exterior Equipment and Styling

Doors			
Sliding door, left, in load/passenger compartment	●	—	—
Sliding door, right, in load/passenger compartment with additional 12 Volt socket in load/passenger compartment and grab handle on partition in load/passenger compartment	○	—	—
Sliding door in load area with interlock for certain opening positions and increased lift-out distance, left and/or right and with additional 12 Volt socket in load/passenger compartment and grab handle on partition in load/passenger compartment	○	—	—
Rear barn doors with heated window, rear wiper and washer system	●	—	—
270 degree opening rear barn doors	○	—	—
Roofs			
Medium roof - body coloured	● MWB — LWB	●	●
High roof - body coloured	● LWB ○ MWB	—	—
Super-high roof - body coloured	○ LWB — MWB	—	—
Roof trim molded headliner in cabin	●	●	●
Roof trim molded headliner in load/passenger compartment	○	—	—
Preparation for roof rails	○	—	—
Roof rack with 2 (two) movable bars under the roof and 2 (two) lashing rails under the roof	○	—	—

● Standard ○ Option — not available MWB = Medium Wheelbase LWB = Long Wheelbase

Exterior Equipment and Styling	Van	Single Cab	Dual Cab
Windows			
Heat-insulating windshield made of laminated glass	●	●	●
Heat-insulating glass (green)	●	●	●
Windscreen wiper intermittent control	●	●	●
Heated windows with wiper/washer system in rear barn doors	●	—	—
Electric power windows with comfort operation and circuit breaker (front)	●	●	●
Hinged side windows in 2nd row (opening)	—	—	●
Rear privacy glass (with 2nd sliding door)	○	—	—
Side window in load/passenger compartment, front left and/or right, fixed or sliding	○	—	—
Side window in load/passenger compartment, centre left and/or right, fixed	○ LWB — MWB	—	—
Side window in load/passenger compartment, rear left and/or right, fixed	○	—	—
Security mesh for windows in rear barn doors	○	—	—
Body Enhancements			
Black bumper bar in front with painted trim panel in body colour	●	●	●
Black exterior mirror housings and door handles	●	●	●
Black side protective strips	●	●	●
Unpainted radiator grille with one (1) chrome molding	●	●	●
Roof rack mounting points	10 MWB / 13 LWB	—	—
Trailer hitch preparation (including trailer stabilisation)	●	●	●
Side reflectors	●	●	●
Underbody stone guard	●	●	●
One towing eye in front and in rear	●	—	—
Wheels and Tyres			
16" steel wheels with centre wheel trim - 205/75 R16 C113/111	●	●	●
Steel spare wheel - full size	●	●	●
Tool kit with vehicle jack	●	●	●
Tyre mobility set (12 Volt compressor and tyre sealant)	—	○	○
Tyre Pressure Monitoring System (TPMS)	○	○	○
Suspension and Chassis			
Heavy-duty suspension system and shock absorption	○	○	○
Standard suspension system and shock absorption, heavy-duty stabilisers	○	○	○
Heavy-duty suspension system and shock absorption, reinforced heavy-duty stabilisers	○	○	○
Reinforced front axle	○	○	○

● Standard ○ Option — not available MWB = Medium Wheelbase LWB = Long Wheelbase

Comfort and Convenience	Van	Single Cab	Dual Cab
Air Conditioning , Batteries and Alternators			
Climatic air conditioning system with dust and pollen filter in the cabin	●	●	●
2 nd evaporator (below roof in cabin) ; one 1-DIN slot in overhead compartment	○	○	—
2 nd heater core (below right seat substructure) and 2 nd evaporator (below roof in cabin; one 1-DIN slot in overhead compartment)	○	○	—
Battery with increased capacity	○	○	○
AGM battery and alternator with increased capacity	○	○	○
Main battery switch	○	○	○
2 nd AGM battery with cutoff relay and battery monitoring	○	○	○
2 nd alternator with 180A	○	○	○
Cruise Control			
Cruise Control, including speed limiter	●	●	●
Floor Covering			
Rubber floor covering in cabin	●	●	●
Wooden floor covering in load/passenger compartment, with loading edge protection in rear	○	—	—
Wooden floor with wheel housing trim in load/passenger compartment	○	—	—
Universal floor covering with lashing rings and longitudinal or transverse lashing rails	○	—	—
Preparation for universal floor with or without plastic luggage compartment side trim	○	—	—
Hardboard side trim panels - half height	○	—	—
Plywood side trim panels - full height	○	—	—
C rails, side panel and partition	○	—	—
In-Car Entertainment and Technology			
<u>'Composition Media' audio system with App-Connect[^]</u> 8" colour touchscreen display with proximity sensor, AM/FM radio, CD player (MP3/WMA compatible), 2x SD card slots, AUX-IN/USB inputs (iPod [®] -compatible), Voice Control and four (4) speakers. Car menu with convenience and service settings. Includes display for Park Distance Control* and Rear View Camera*. App-Connect [^] USB interface for Apple CarPlay [®] , Android Auto [™] and MirrorLink [®] in dash panel.	●	●	●
<u>'Discover Media' audio system with App-Connect[^] and Satellite Navigation</u> 8" colour touchscreen display with proximity sensor, AM/FM radio, CD player (MP3/WMA compatible), 2 x SD card slots for music and navigation data, AUX-IN/USB inputs (iPod [®] -compatible), Voice Control and four (4) speakers. 2D and 3D (bird's eye) map views. Car menu with convenience and service settings. Includes display for Park Distance Control* and Rear View Camera*. App-Connect [^] USB interface for Apple CarPlay [®] , Android Auto [™] and MirrorLink [®] in dash panel.	○	○	○
Bluetooth [®] phone connectivity with contacts display and Bluetooth [®] audio streaming, operation via touchscreen audio unit or Multi-Function Display	●	●	●
Audio, telephone, cruise control and Multi-Function Display controls mounted on steering wheel	●	●	●
Media Control (with 'Discover Media' audio system)	○	○	○
Instrumentation			
Speedometer and tachometer, electronic odometer and trip meter, service interval display, fuel and coolant gauges, low fuel warning light, adjustable illumination; chrome applications of the instrument cluster	●	●	●
Multi-Function Display (MFD Plus) - exterior temperature, speed limit warning, average fuel consumption, brake pad wear indicator, average speed, current fuel consumption, range, journey time, service, gear recommendation, time, digital speed display, digital oil temperature gauge, language setting, light and sound	●	●	●

● Standard ○ Option — not available MWB = Medium Wheelbase LWB = Long Wheelbase

[^]App-Connect is compatible for selected apps with the latest smartphone versions of iOS and Android, active data service, and connection cable (sold separately). *Safety technologies are designed to assist the driver, but should not be used as a substitute for safe driving practices.

Comfort and Convenience	Van	Single Cab	Dual Cab
Interior Lighting			
Two (2) LED reading lights in cabin	●	●	●
Two (2) roof lights in load compartment	●	—	—
Two (2) roof lights in 2 nd row in cabin	—	—	●
Four (4) LED roof lights in load compartment (part of 'Cargo Area Upgrade Package')	○	—	—
Load Compartment			
Lashing rings for load restraint	10 MWB / 12 LWB	10 with optional load platform	10 with optional load platform
Two (2) 12 Volt sockets in the load area	●	—	—
Partition (high) with window and protective grille	●	—	—
Grab handle on the partition in the load area on the passenger side	●	—	—
Load platform with folding aluminium drop-sides, safety latches and step integrated in the tailboard	—	○	○
Underride guard (with load platform)	—	○	○
Mirrors			
Exterior mirrors with integrated LED turn signal and wide angle range (left: convex, right: convex)	●	●	●
Exterior mirrors, power adjustable and heated	●	●	●
Dimming breakaway interior rear view mirror	●	●	●
Seating			
Comfort Seat "Plus" for driver, longitudinal and height adjustment, electronically 4-way adjustable lumbar support, dual adjustable armrests	●	●	●
2-seater bench for front passengers with under seat storage and foldable table in the backrest	●	●	●
4-seater bench for passengers in 2 nd row with under seat storage	—	—	●
Cloth seat covering "Austin"	●	●	●
"ergoActive" suspension seat - driver	○	○	○
"ergoActive" suspension seat - front passenger (replacing 2-seater bench with a single seat)	○	○	○
Heated seats, separately controllable (driver & outer front passenger)	○	○	○
Steering Wheel			
Electro-mechanical power-assisted rack and pinion steering	●	●	●
Multi-function steering wheel, height and reach adjustable	●	●	●
Audio, telephone, cruise control and Multi-Function Display controls mounted on steering wheel	●	●	●
Cabin			
Storage compartment under front passenger bench seat	●	●	●
Storage compartment under passenger bench seat in 2 nd row	—	—	●
Illuminated glove compartment with lockable lid	●	●	●
Overhead storage with two 1 DIN-slots and reading lamp	●	●	●
Four (4) cup holders in the dashboard	●	●	●
Front door pockets	●	●	●
Front sunvisors (folding and swiveling) with wide angle mirror on the front passenger side and ticket holder on both sides	●	●	●
Open storage compartments in the dashboard above the glovebox	●	●	●
Open storage compartment next to gear lever	●	●	●
Two (2) 12 Volt sockets in the dashboard	●	●	●
Grab handles for driver and front passenger on A pillar	●	●	●

● Standard ○ Option — not available MWB = Medium Wheelbase LWB = Long Wheelbase

Comfort and Convenience	Van	Single Cab	Dual Cab
Functional Equipment			
Acoustic warning when reverse gear is engaged, dimming	○	○	○
Digital radio reception (DAB+)	○	○	○
Customer-specific Function Control Unit (CFCU) with bodybuilder programming	●	●	●
Customer-specific Function Control Unit (CFCU) with bodybuilder programming and telematics preparation	○	○	○
Cargo Area Upgrade Package			
Load compartment lighting with four (4) LED spot lights and grab handles on each D pillar (2 in total)	○	—	—
Trendline Styling Package			
Illuminated step in the cabin, one additional 12V outlet in cabin, chrome elements in the interior, hub caps with chrome emblems, radio grille painted with 3 (three) chrome molding, front fog lights with cornering function	○	○	○
Winter Package			
Heat-insulating windshield made of laminated glass (heated), leather-wrapped and heated multi-function steering wheel (3-spoke), heated washer nozzle in the front and headlamp washer system with washer fluid level indicator	○	○	○

● Standard ○ Option — not available MWB = Medium Wheelbase LWB = Long Wheelbase

Volkswagen Accessories

Ready to handle what ever your working day demands

Volkswagen Genuine Accessories ensures your Volkswagen remains 100% Volkswagen. Perfectly tailored to your vehicle and tested to Volkswagen engineering standards to ensure uncompromising safety, quality and design.



01 Cargo securing net

The securing net can be attached directly to the vehicle's factory lashing points or to any position on the optional airline rails integrated into the vehicle floor using the optional tie-down belt fittings.

Part.no 7C0017230 (1400 x 1025mm)

Part.no 7C0017230A (1775 x 1150mm)

Part.no 7C0017230B (2275 x 1650mm)

Overseas model shown for illustrating purpose only.



02 Weathershields

Helps reduce window fogging and deflect wind and rain

Part.no 7C0072193 (front only)



03 Rubber floor mats, front

Keep the footwell clean all year round. The perfectly fitting and durable mats with Crafter insignia is attached to the floor using the integrated fastening system.

Part.no 7C2061502A82V



04 Rubber floor mats, rear

Protect your vehicle interior from dirt and moisture. They are designed to fit perfectly, are easy to clean and have a non-slip underside.

Part.no 7C006151282V




05 Roof bars

The Volkswagen roof bars serve as the ideal base system for all attachments Easily transport larger and longer objects on the roof. Maximum roof bar load limit for 3-bar set is 150kg and 50kg for a single bar. Only available in conjunction with factory optional roof rail system.

Part.no. 2E0071126A (3-bar set)

Part.no. 2E0071126B (single bar)



06 Tie-down belt fitting set

The tie-down belt set is suitable for individual mounting to the lashing rails system. Delivery without belt and individual lashing point.

Part.no 2E0017242 (set = 4 pieces)



07 Lashing Straps with Ratchets

The lashing straps provide you with a quick and simple way of securing your payload. Length: 3500mm.

Part.no. 2E0017244

Technical Specifications

Engine	2.0 litre TDI410 BlueMotion with engine Stop/Start system[~] and brake energy recovery	
Type	4-cylinder diesel engine, common rail bi-turbo direct injection	
Max power, kW @ rpm	130 @ 3,600	
Max torque, Nm @ rpm	410 @ 2,000	
Cubic capacity, litres/cc	2.0 / 1,968	
Fuel type	Diesel, min. 51 CZ in accordance with DIN EN 590	
Fuel tank capacity, L	75	
Bore/stroke, mm	81.0 x 95.5	
Compression ratio	15.5 : 1	
Transmission	6 Speed Manual	8 Speed Automatic
Driven wheels	Front Wheel Drive (FWD)	Front Wheel Drive (FWD)
Running Gear		
Suspension		
Front Axle	MacPherson strut with double wishbone and anti-roll bar	
Rear Axle	Rigid rear axle on leaf springs with load-dependent damper and anti-roll bar	
Suspension upgrades	Optionally available	
Steering	Electromechanical power-assisted rack & pinion steering	
Brake systems	Anti-lock Braking System (ABS) with Electronic Brake-pressure Distribution (EBD), Brake Assist and Electronic Stabilisation Program (ESP). Brake energy recuperation	
Brakes		
Front disc brakes, mm	303 x 28 ventilated	
Rear disc brakes, mm	300 x 22 ventilated	

[~]The Start/Stop system is designed to reduce fuel consumption and CO₂ emissions. It achieves this by automatically switching off the engine while the vehicle is stationary and then starting it again automatically when the driver wants to drive off. There are certain operating conditions where the Start/Stop system is deactivated (e.g. during engine warm-up), please refer to the owner's manual for full operating information.

Technical Specification

WEIGHTS AND CAPACITIES

WEIGHTS

	Van MWB Standard Roof TDI410 FWD	Van LWB High Roof TDI410 FWD	Single Cab LWB TDI410 FWD	Dual Cab LWB TDI410 FWD
Gross Vehicle Weight (GVM), kg	3,550	3,550	3,550	3,550
Unladen Mass ¹ , kg (manual)	2,133	2,276	-	-
Payload ² maximum, kg (manual)	1,417	1,274	-	-
Unladen Mass ¹ , kg (automatic)	2,165	2,308	1,914	2,096
Payload ² maximum, kg (automatic)	1,385	1,242	1,636	1,454
Front axle load limit, kg	1,800	1,800	1,800	2,100
Rear axle load limit, kg	2,100	2,100	2,100	2,100
Towing Capacity* - Braked, kg	2,500	2,500	2,000	2,000
Towing Capacity* - Unbraked, kg	750	750	750	750
Towing Downball Load, kg	150	150	150	150
Roof Load, kg	300	150	50	50

EXTERIOR DIMENSIONS

Wheelbase, mm	3,640	4,490	4,490	4,490
Vehicle Length, mm	5,986	6,836	6,846	6,846
Vehicle Length with optional alloy tray, mm	-	-	7,004	7,004
Vehicle Width including mirrors, mm	2,427	2,427	2,427 (2,657*)	2,427 (2,657*)
Vehicle Width excluding mirrors, mm	2,040	2,040	2,033	2,037
Vehicle Width excluding mirrors with optional alloy tray, mm	-	-	2,098	2,098
Vehicle Height, mm	2,355	2,590	2,305	2,321
Front Overhang, mm	1,000	1,000	1,000	1,000
Rear Overhang, mm	1,346	1,346	1,356	1,356
Rear Overhang with optional alloy tray, mm	-	-	1,514	1,514
Ground Clearance, mm	210	210	195	195
Entry angle	19.3	19.3	19.3	19.3
Departure angle	13.3	13.3	9.6	9.6
Departue angle with optional alloy tray	-	-	18.4	18.4
Turning Circle, m	13.6	16.2	16.2	16.2

INTERIOR

Seating capacity	3	3	3	7
Cargo Volume, L - behind 1st row	9,900	14,400	-	-
Load Platform (with optional alloy tray), m ²	-	-	8.8	7.1
Load Compartment Length, mm	3,450	4,300	4,300	3,500
Load Compartment Width, mm - maximum	1,832	1,832	2,040	2,040
Load Compartment Width, mm - at wheel arches	1,380	1,380	2,040	2,040
Load Compartment Height, mm	1,726	1,961	400	400
Sliding Door Width, mm	1,311	1,311	-	-
Sliding Door Height, mm	1,587	1,822	-	-
Tailgate Width, mm	1,552	1,552	-	-
Tailgate Height, mm	1,605	1,840	-	-
Load Sill Height, mm	570	570	1,000	1,000

* This value applies for the optional bow-mounted door mirror extension.

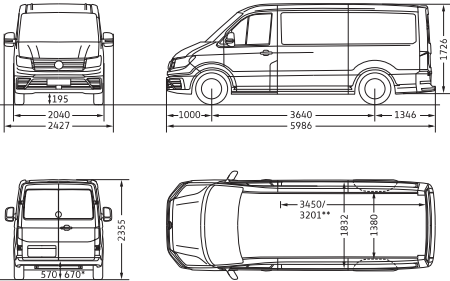
1. The Unladen Mass (UM) includes 10L of fuel, vehicle fluids and no occupants. Figures quoted are for base model vehicles only.

2. Payload is defined as the Gross Vehicle Mass (GVM) minus the Kerb Mass. Payload is the maximum combined weight of occupants, cargo, added structures and tow ball down weight (when towing). GVM must not be exceeded.

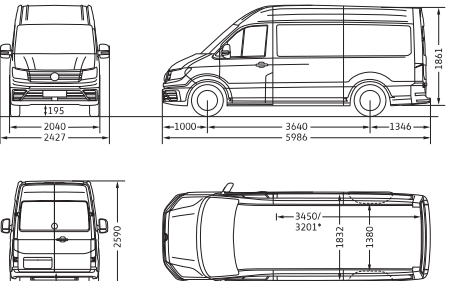
#Towing capacities are applicable to Volkswagen Genuine Accessory Tow Bar. Towing capacity figures are maximum figures and actual towing capacity depends on factors including the laden mass of the vehicle, driving conditions and fitment of any accessories. Volkswagen Group Australia does not endorse or will not be held liable for any claim, loss or damage arising from the use or fitment of electronic trailer brakes.

Dimensions

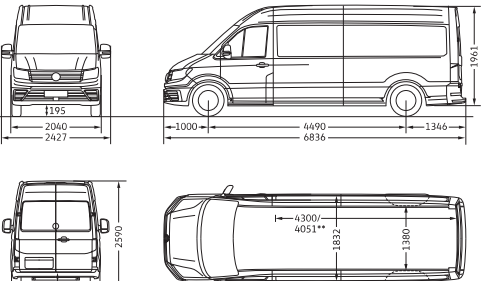
Crafter 35 Van MWB Standard Roof



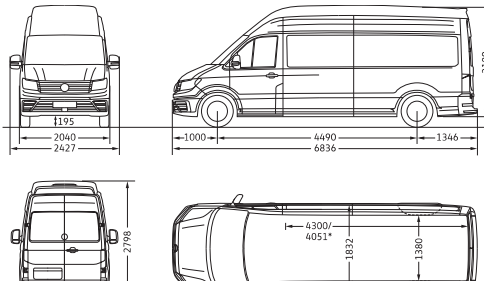
Crafter 35 Van MWB high roof



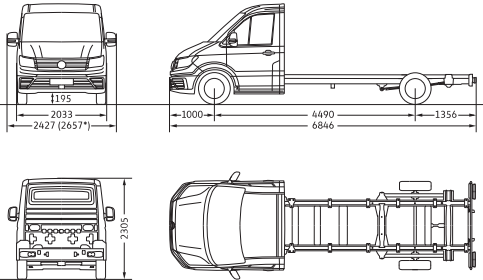
Crafter 35 Van LWB high roof



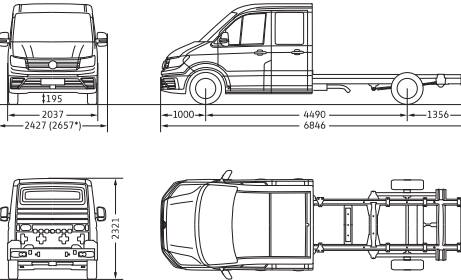
Crafter 35 Van LWB super-high roof



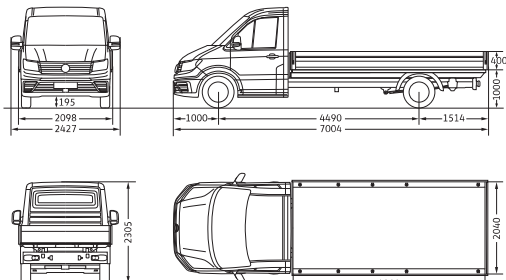
Crafter 35 Single Cab Chassis LWB



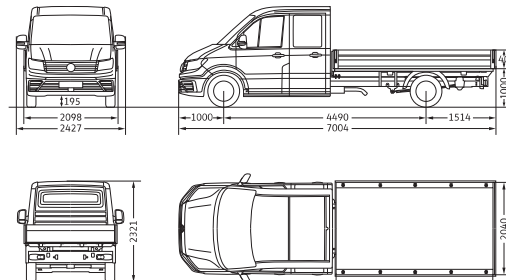
Crafter 35 Dual Cab Chassis LWB



Crafter 35 Single Cab LWB with optional tray



Crafter 35 Dual Cab LWB with optional tray



All dimensions shown in mm.

Colours, Upholstery and Wheels

Solid paint finishes



Candy White | Solid paint finish | B4B4



Cherry Red | Solid paint finish | 4B4B



Luminous Orange | Solid paint finish | E3E3



Deep Ocean Blue | Solid paint finish | OPOP

Metallic and Pearlescent paint finishes



Reflex Silver | Metallic paint finish | 8E8E



Indium Grey | Metallic paint finish | X3X3



Deep Black | Pearlescent paint finish | 2T2T

Seat upholstery



Austin | Cloth seat upholstery | Titanium Black

Wheel



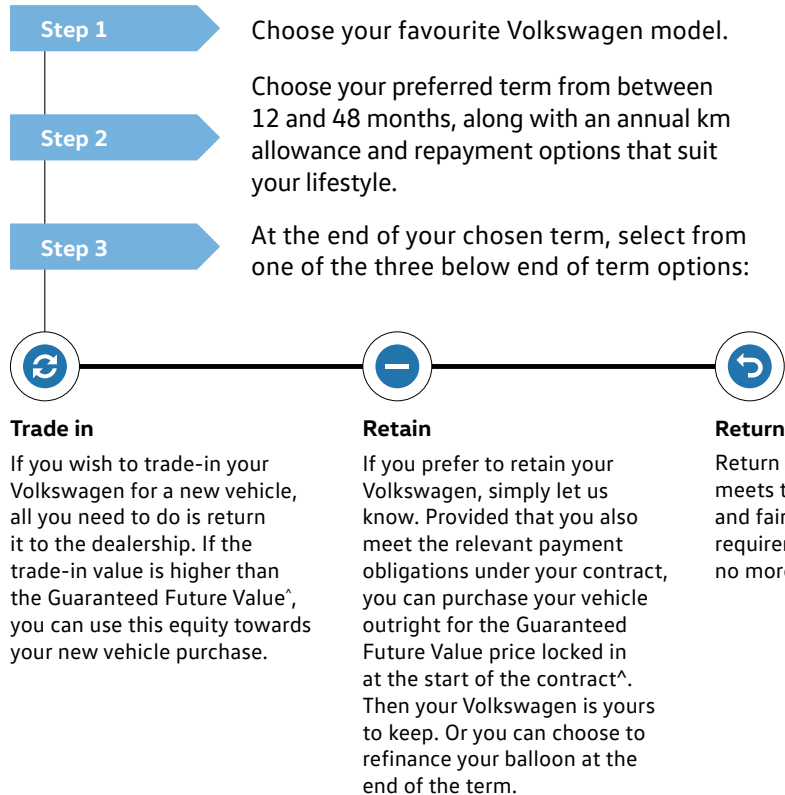
16" steel wheel with centre wheel trim

Volkswagen Choice: Protecting your investment

We're out to prove that there still are some guarantees in life. We've developed Volkswagen Choice[^] - a flexible finance solution that provides you with the assurance of knowing exactly what the minimum value of your vehicle will be down the track. With Volkswagen Choice[^], you can enjoy your car without worrying about what the future will bring, providing peace of mind.

Volkswagen Choice

Guaranteed Future Value

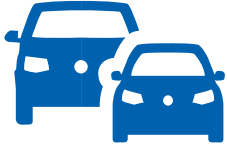


To find out more, go to <https://www.volkswagen.com.au/en/financial-services/guaranteed-future-value.html>

[^]The Volkswagen Choice Program consists of an option to return the vehicle to Volkswagen Financial Services (VFS)** at the end of the term and require VFS** to purchase the vehicle at an agreed price known as the Guaranteed Future Value or GFV as determined by VFS** and set out in your contract. At the end of the term, you can elect to: (1) trade-in the vehicle; (2) exercise the option to return the vehicle; or (3) retain the vehicle by paying the GFV. The GFV is not a representation by VFS** as to the likely market value of the vehicle as at the end of your contract. The option is available on new and demonstrator Volkswagen vehicles for selected models only. Please verify with your dealership the vehicles that are eligible for the program. The GFV will be reduced, and you will be liable for any loan contract deficit, if you exceed the nominated kilometre allowance and/or the vehicle is not in an acceptable condition in accordance with the Fair Wear and Tear Guide available at www.volkswagen.com.au. Other terms and conditions apply. The cost of the Volkswagen Choice Program is incorporated into the applicable interest rate. Please read the full terms and conditions. Please consider whether these products and services are appropriate for your circumstances. Before acting on any of the information on this page, please seek independent financial and tax advice. Full terms and conditions are available upon application. Available only to approved applicants of VFS**. Subject to credit assessment. Standard fees and charges apply. Fleet, government, rental buyers, hire car and chauffeur companies are excluded. Available at participating Volkswagen dealers. **VFS is a trading name of Volkswagen Financial Services Australia Pty Limited ABN 20 097 071 460. Australian Credit Licence 389344.

General Information

Owning a Volkswagen



3 Years 24-Hour Roadside Assistance

As a valued customer, you can be assured that wherever you travel within Australia, you will have access to roadside assistance, 24 hours a day, 365 days a year. This is complimentary for the duration of the vehicle's original Volkswagen warranty period. You will receive help in the event of a breakdown or accident and, if required, your vehicle will be mobilised or transported to an authorised Volkswagen Dealer. As a Volkswagen owner you will also have access to the additional benefits of accommodation and car rental if your vehicle cannot be mobilised within 24 hours, when you are over 100km away from home.

Volkswagen New Vehicle Warranty

Every new Volkswagen vehicle is covered by a three year unlimited kilometre manufacturer's warranty, which includes Volkswagen Assist (24-hour roadside assistance). It is also covered by a 3 year paintwork and 12-year anticorrosion perforation warranty. Conditions and exclusions apply, please consult your local Volkswagen Dealer or visit www.volkswagen.com.au/warranty. Your rights under this warranty are provided in addition to, and in some cases overlap with, consumer guarantees under Australian Consumer Law and do not limit or replace them.



Volkswagen Genuine Parts®

Volkswagen Genuine Parts® are designed for your vehicle and approved by Volkswagen, with particular regard to safety. The workmanship, dimensional accuracy and materials used in these parts comply with factory specifications. To ensure safety and reliability, Volkswagen recommends the use of Volkswagen Genuine Parts®. All Volkswagen Genuine Parts® come with a 2 year unlimited kilometre warranty. Warranty for accessories fitted on the vehicle at time of delivery is 3 years unlimited kilometres warranty. Conditions and exclusions apply, see www.volkswagen.com.au/warranty for details. Your rights under this warranty are provided in addition to, and in some cases overlap with, consumer guarantees under Australian Consumer Law and do not limit or replace them.

Volkswagen Financial Services

Choosing a new car is a very personal thing, and we think car finance should be just as personal. We are here to help you create an individually tailored mobility solution that's perfect for your budget, your lifestyle and your new vehicle. When you choose an exceptional vehicle, it makes sense to choose an exceptional finance product to match. That's why we've designed our finance options specifically for Volkswagen drivers, offering excellent flexibility, reliability and service for the discerning motorist. And because your finance package is individually tailored with the features you need, it's both practical and affordable. Speak to your local participating authorised Volkswagen Dealer today to put together a solution that best suits your lifestyle.



Volkswagen Assured Service Pricing

Volkswagen Assured Servicing provides clear and transparent service pricing for your Volkswagen's first 5 scheduled services 5 standard scheduled services of your vehicle which are scheduled to occur at every 20,000 km/12 month interval (whichever occurs first) at an authorised Volkswagen Dealer. On or before 31 December each year, Volkswagen will publish the maximum price for a specified Schedule Service that will be applicable from, and remain fixed for, the following calendar year only. Exclusions and conditions apply. To find out the cost of your Volkswagen's next standard scheduled service visit the Service Pricing Guide at www.volkswagen.com.au.

The New Crafter Range

Volkswagen Group Australia Pty Ltd
24 Muir Road Chullora NSW 2190
ABN 14 093 117 876

Printed in Australia
July 2018
www.volkswagen.com.au

Publication: VWCCRARANSPMY19

Important information

Apple CarPlay® is a registered trademark of Apple Inc. Android Auto™ is a registered trademark of Google Inc. MirrorLink® is a registered trademark of Car Connectivity Consortium LLC. Bluetooth® is a registered trademark of Bluetooth SIG Inc.

Volkswagen distributed by Volkswagen Group Australia Pty Ltd (ABN 14 093 117 876) of 24 Muir Road Chullora, NSW 2190. Specifications are as planned at July 2018, for Model Year 2019 and are subject to change without notice or obligation. All information in this brochure are correct at the time of publication, however variations may occur from time to time and Volkswagen, in so far as it is permitted by law to do so, shall not be liable in any way as a result of any reliance by any person on anything contained in this brochure. Authorised Volkswagen dealers will provide up-to-date information on model application, design feature, prices, and availability on request.

Your Volkswagen dealer.