



Golf Alltrack

Contents

- 04** Introduction
- 05** Exterior
- 07** Interior
- 09** Highlights
- 10** Colours & Upholstery
- 11** Volkswagen Accessories
- 12** Specification Highlights
- 13** 5 Year Warranty
- 14** Volkswagen Choice







132TSI Premium with optional Sports Luxury Package shown



Golf Alltrack

The anywhere Golf

The Golf Alltrack has been designed and built with the needs of the modern Australian driver firmly in mind. Versatile, comfortable and stylish, the Golf Alltrack is the perfect all-rounder, a vehicle engineered to take on challenging long-distance drives, but just at home on short drives around the city.

With two variants available to choose from, the Golf Alltrack can be attuned to fit perfectly with the demands of your lifestyle. Volkswagen's tried and tested 132kW TSI petrol engine offering comes in Standard and Premium trim.

The latest range presents a fresh and confident face to the world courtesy of a number of design updates. Revisions to the Golf Alltrack's rugged and eye-catching body shape, plus the addition of LED technology to front and rear lights, and interior trim and decorative inlays, combine to make a bold statement. Other appealing features stay exactly the same, such as confidence-inspiring 4MOTION technology, which is a standard inclusion across the range.

All Volkswagens are equipped with the very latest technology and the Golf Alltrack is no exception. The vehicle brims with the latest advancements in driver assistance technology, while there's no denying the appeal of the Golf Alltrack's optional Sound & Vision package with the Discover Pro 9.2" infotainment system, Dynaudio premium audio and Active Info Display. Offering the ultimate in all-terrain, all-purpose driving, the Golf Alltrack is truly a vehicle for the adventurous and the adventurous at heart.

Exterior

Sporty, stylish and sturdy, the Golf Alltrack combines the space and practicality of a family-sized wagon with the go-anywhere resilience of a robust off-roader. Styling enhancements reveal an evolution of the Golf Alltrack shape, meaning it is better equipped than ever before to withstand the challenges presented by the great Australian outdoors.

With its raised ground clearance, the Golf Alltrack can take on uneven surfaces with confidence, while durable 17" Valley alloy wheels (and optional 18" Kalamata alloy wheels) keep the Golf Alltrack firmly planted, whether on bitumen or loose gravel.

Rugged it may be, but the Golf Alltrack sacrifices nothing in terms of style and poise. Chrome and silver highlights all around the vehicle lend an attractive touch. These highlights include Silver door mirrors and side sill extensions, as well as Silver underbody trim and chrome trim strips on the side windows. Chrome roof rails provide the perfect excuse to stow additional gear next time you embark on a long-haul trip.

Country driving requires clear night-time vision and the ability to be seen from afar. With LED daytime lights and LED tail lights as standard, the Golf Alltrack is an assertive and distinctive presence on the road. LED headlights within the Premium variant casts an exceptionally strong beam over the oncoming road. Front fog lights with static cornering lights illuminate the way when visibility is compromised. A bold rear diffuser distinguishes the Golf Alltrack from the rear, while exposed dual chrome exhaust tailpipes complement the chrome highlights found elsewhere on the bodywork.



01 17-inch Valley alloy wheels

02 18-inch Kalamata alloy wheels
(available on optional Sport Luxury Package)



Interior

The Golf Alltrack is as luxurious and comfortable inside as it is stylish and durable outside. Quality materials have been used throughout the cabin, including interior trims and decorative inlays, raising refinement to levels unsurpassed in the Golf Alltrack's class. The leather multi-function steering wheel and gearshift knob are a delight to touch, as are the comfortable and supportive seats complete with Black 'Summits' cloth (132TSI) or perforated leather appointed (Premium variants) seat upholstery#.

And this wouldn't be a Volkswagen if it wasn't equipped with the very latest technology to make every drive an enjoyable one. Volkswagen's attractive and intuitive 8" infotainment system with App-Connect~ puts the world of information and entertainment at the driver's fingertips, while selecting the optional Sound and Vision Package equips the vehicle with the next-generation Discover Pro 9.2" satellite navigation system with Gesture Control‡, Dynaudio Excite 400W premium audio system and impressive Active Info Display‡ instrument cluster.

Unlocking and starting the Golf Alltrack is a cinch with clever Keyless Access. As long as you have your key on you, the doors will unlock just by operating a front door handle. The system releases the steering lock and turns on the ignition electronically without you having to insert the key. The engine can then be started simply by pressing the start button.

Of course, any wagon worth its salt needs a large luggage compartment. The Golf Alltrack has an impressive 605 litres of boot space available, making it enormously useful whether on a camping holiday or a trip to the local supermarket. With the rear seats folded down, the capacity becomes an outstanding 1620 litres. The 40/60 split folding rear seats even offer remote unlocking for ease of use. A luggage partition net keeps belongings separate from the cabin of the car for added convenience.



01



02



03

01 Vienna leather appointed seat upholstery* with heated front seats

02 Spacious luggage compartment

03 Front door stainless steel sill scuff plates

#Leather appointed seats have a combination of genuine and artificial leather, but are not wholly leather.

~App-Connect is compatible for selected apps with the latest smartphone versions of iOS and Android, active data service, and connection cable (sold separately). ‡Available as part of the optional Sound and Vision Package.



Highlights

The Golf Alltrack promises a serene and confidence-inspiring driving experience courtesy of its refined transmission and engine.

The powerful 1.8-litre turbocharged 132kW TSI petrol engine is a perfect match with Volkswagen's sophisticated and sweet-shifting Direct Shift Gearbox (DSG). The Golf Alltrack's engine is equipped with BlueMotion technologies to help promote economical driving.

With 4MOTION all-wheel drive standard across the entire range, the Golf Alltrack has been optimised to tackle even the most challenging terrain. It works in partnership with other clever technology such as Extended Electronic Differential Lock (XDL) and Electronic Stabilisation Program (ESP) to maximise traction even on challenging surfaces.

Further assisting drivers is Driving Profile Selection, which allows for customisation of the Golf Alltrack's settings to suit prevailing conditions. As well as the pre-set driving modes of Normal, Sport and Eco, the Golf Alltrack features an Off-road mode that activates Hill Descent Control* and adapts the Anti-Lock Braking System (ABS) and accelerator pedal response for off-road driving.

The result is an exceedingly safe and reassuring drive that is helped further by a wide range of safety and assistance systems as standard. This includes Manoeuvre Braking*, front and rear; which assists the driver to avoid or reduce damage in a potential low speed impact by initiating emergency braking, Front Assist with City Emergency Brake (City EB) and Pedestrian Monitoring*, Multi-Collision Brake and Driver Fatigue Detection* system. Optional for the 132TSI and standard on the 132TSI Premium is Volkswagen's Park Assist* technology, as well as Traffic Jam Assist*, Emergency Assist*, Lane Assist* and Adaptive Cruise Control (ACC)*.

Inside, the Golf Alltrack impresses with its new-generation 8" and 9.2" Discover infotainment systems. The latter is available as part of the optional Sound and Vision Package and incorporates sophisticated Gesture Control, which allows the driver to navigate through various menus with a simple mid-air swipe of the hand, and Media Control, which puts passengers in control of music and more via their smartphone or tablet.

For the ultimate in driving enjoyment, the Sport Luxury Package (available for the Premium variant) includes steering wheel mounted gearshift paddles, a panoramic electric glass sunroof and eye-catching 18" Kalamata alloy wheels.



01 4MOTION (overseas model shown) 02 Panoramic electric glass sunroof^ 03 Offroad driving selection mode

*Safety technologies are designed to assist the driver, but should not be used as a substitute for safe driving practices. ^Available as part of the optional Sports Luxury Package


Colours & Upholstery

The Golf Alltrack's broad colour palette complements the stylish interior trim, making configuration a simple pleasure. Customise the bodywork of your Golf Alltrack by choosing from a range of paint finishes that includes Pure White, Tornado Red, striking metallic options and Deep Black Pearl Effect. Luxurious Black "Summits" Cloth is available for 132TSI and luxurious black Vienna leather appointed seat upholstery# is available on 132TSI Premium.




01

01 Black "Summits" Cloth




02

02 Vienna leather appointed seat upholstery#



03

03 Pure White




04

04 Tungsten Silver Metallic




05

05 Tornado Red



06

06 Indium Grey Metallic



07

07 Deep Black Pearl Effect

Please note that Metallic and Pearl Effect paint are optional at extra cost. The print process does not allow for exact reproduction of the exterior or the upholstery colours. Please contact your Volkswagen Dealer for further information on colours and upholstery combinations.

#Leather appointed seats have a combination of genuine and artificial leather, but are not wholly leather.

Volkswagen Accessories

Our comprehensive range of genuine accessories give you the freedom to customise the look and feel of your Golf Alltrack to reflect your own personality and individual sense of style.



Roof bars with Premium Roof box



Bicycle carrier



Sunblind set



Towbar package



Luggage compartment



Tablet holder

Overseas models are shown for illustrative purposes only. Optional accessories at extra cost. Please note that the above accessories may have an effect on fuel efficiency. Items such as sports equipment and tablets are shown for illustration purposes only and are not available for purchase from Volkswagen Group Australia or its Dealers. For a full range of Volkswagen Genuine Accessories, please refer to the accessories tab at www.volkswagen.com.au or visit an authorised Volkswagen Dealer.

Specification Highlights

For more information on features and specifications, please download the specification sheets available at www.volkswagen.com.au.

132TSI

1.8L 132kW / 280Nm

- Front Assist with City Emergency Brake (City EB) and Pedestrian Monitoring*
- 17" alloy wheels
- 8" satellite navigation system
- App-Connect~
- Media Control
- Leather multi-function steering wheel
- Rear View Camera (RVC)*
- Parking distance sensors with manoeuvre braking* front and rear
- Keyless Access, keyless entry and starting system
- Electrically foldable exterior mirrors
- Driver fatigue detection system*
- Driving Profile Selection with off-road mode
- Air Care dual zone climate control air conditioning
- Automatic headlight function
- Rain sensing windscreen wipers
- LED tail lights and daytime driving lights
- Carpet floor mats

6 speed DSG
4MOTION all-wheel drive

132TSI Premium

Specification highlights in addition to the 132TSI

1.8L 132kW / 280Nm

- Adaptive Cruise Control (ACC)*
- Lane Assist* with adaptive lane guidance
- Traffic Jam Assist*
- Emergency Assist*
- Park Assist*
- Light Assist
- Proactive occupant protection system
- Vienna leather appointed upholstery#
- Comfort sport front seats
- Heated front seats
- Electrically adjustable driver's seat with memory function
- Exterior mirrors with memory function
- LED headlights
- Colour Multi-Function Display (MFD Premium)

6 speed DSG
4MOTION all-wheel drive

Optional Metallic and Pearl Effect paint finishes

Optional Sound & Vision package

Active Info Display, 9.2" satellite navigation, Gesture Control, Voice Control and Dynaudio Excite 400W premium audio system

Optional Driver Assistance package*

Adaptive Cruise Control (ACC), Lane Assist with adaptive lane guidance, Traffic Jam Assist, Emergency Assist, Park Assist and proactive occupant protection system

Optional Sport Luxury package

18" alloy wheels, gearshift paddles, panoramic electric glass sunroof and dark tinted rear and rear side windows

*Safety technologies are designed to assist the driver, but should not be used as a substitute for safe driving practices.

~App-Connect is compatible for selected apps with the latest smartphone versions of iOS and Android, active data service, and connection cable (sold separately).

#Leather appointed seats has a combination of genuine and artificial leather, but are not wholly leather.

Peace of Mind



5 years Unlimited Kilometre Warranty

At Volkswagen, we pride ourselves on the highest quality standards that come with German engineering.

We back this commitment with a 5 year unlimited kilometre warranty on all new Volkswagen vehicles*.



1 year Roadside Assist

Every new Volkswagen comes with a 1 year Roadside Assist membership^.

That's 24 hour roadside assistance, emergency accommodation, car rental and towing as well as property and other assistance, all included for added peace of mind.



Volkswagen Care Plans

Volkswagen Care Plans† have you covered for your first 3 or 5 scheduled services, providing you savings off the total Assured Service Pricing RRP. It's convenient, hassle-free scheduled servicing easily available for purchase at your local Volkswagen Dealer.



Assured Service Pricing

Assured Service Pricing# gives you the transparency of knowing how much your service will cost up front.

Our Volkswagen Dealers have access to the latest diagnostic equipment and tools. Plus, they use Volkswagen Genuine Parts® to ensure your Volkswagen stays a Volkswagen.

You're in safe hands at your Volkswagen Dealer when it comes to servicing.

*Conditions and exclusions apply, see <https://www.volkswagen.com.au/en/owners/warranty.html>. Your rights under this warranty are provided in addition to, and in some cases overlap with, consumer guarantees under the Australian Consumer Law and do not limit or replace them.

^Volkswagen Roadside Assist is provided by AWP Australia Pty Ltd ABN 52 097 227 177 trading as Allianz Global Assistance, under an arrangement with Volkswagen Group Australia Pty Limited ABN 14 093 117 876. Conditions and exclusions apply, see <https://www.volkswagen.com.au/en/owners/roadside-assist.html>.

†Volkswagen Care Plans are available at participating Volkswagen Dealers for all models and covers standard items as contained in each scheduled service interval only. These Care Plans can only be purchased prior to the first scheduled service and up to 22,500 km/15 months (whichever occurs first) for all models except Volkswagen Crafter models, which is 30,000 km/15 months (whichever occurs first). The timeframe takes effect from when the vehicle is first reported in our system as 'sold'. Discount structure varies by model. For details of what is not included in a scheduled service, see <https://www.volkswagen.com.au/en/owners/volkswagen-care-plans.html>.

#Assured Service Pricing applies to the first 5 standard scheduled services of your vehicle which are scheduled to occur at every 15,000 km/12 month interval (whichever occurs first) or for Volkswagen Crafter models only, 20,000 km/12 month interval (whichever occurs first). On or before 31 December each year, Volkswagen will publish the maximum price for a specified Scheduled Service that will be applicable from, and remain fixed for, the following calendar year only. For details on the Eligible Model List, pricing, items not included and for full terms and conditions, please see <https://au.volkswagen.com.au/service-pricing-guide>.

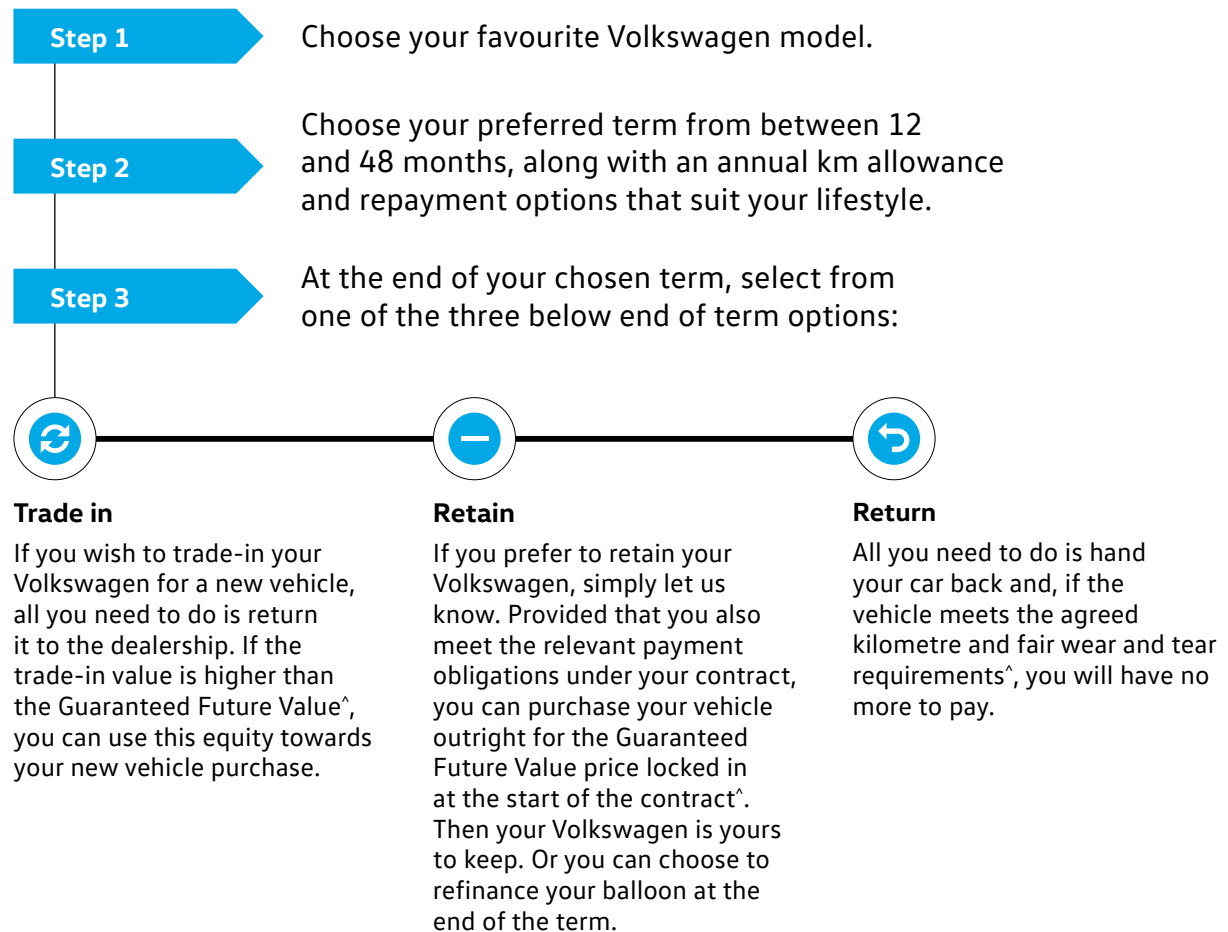
Volkswagen Choice

Volkswagen Choice

Guaranteed Future Value

Naturally we understand that your Volkswagen represents a valuable investment, so we understand that you want to maintain it in premium condition. Volkswagen Choice[^] is a finance program tailored to the requirements of Volkswagen owners by providing assurance around your Volkswagen's future value[^], whilst offering simple monthly instalment financing options.

Whether you are selecting your new Volkswagen for business or personal use, you can choose the contract term that best suits your requirements. Enjoy the confidence that comes from having locked in a minimum value up front to be attributed to your vehicle at the end of your contract[^]. There are also no account keeping fees with a fixed interest rate.



[^]The Volkswagen Choice Program consists of an option to return the vehicle to Volkswagen Financial Services (VFS)** at the end of the term and require VFS to purchase the vehicle at price known as the Guaranteed Future Value (GFV) as determined by VFS. At the end of the term, you can elect to: (1) trade-in the vehicle; (2) exercise the option to return the vehicle; or (3) retain the vehicle by paying the GFV, which is a lump sum owed to VFS at the end of the loan term after all repayments have been made. You will be liable for any loan contract deficit and additional charges, if you exceed the nominated kilometre allowance and/or the vehicle is not in an acceptable condition. Available on new and demonstrator Volkswagen vehicles for selected models. Contact your nearest Volkswagen dealer to verify eligible vehicles for this program. Fleet, government, rental buyers, hire car and chauffeur companies excluded.

**VFS is trading name of Volkswagen Financial Services Pty Ltd ABN 20 097 071 460, Australian Credit Licence 389344.

Golf Alltrack

Volkswagen Group Australia Pty Ltd
24 Muir Road Chullora NSW 2190
ABN 14 093 117 876

Printed in Australia
April 2020

Publication: VWPGOLALLMY205

Your Volkswagen Dealer.

Important information

Apple CarPlay® is a registered trademark of Apple Inc. Android Auto™ is a registered trade mark of Google Inc. MirrorLink® is a registered trade mark of Car Connectivity Consortium LLC.

Volkswagen is distributed by Volkswagen Group Australia Pty Ltd (ABN 14 093 117 876) of 24 Muir Road Chullora, NSW 2190. Specifications are as planned at April 2020, for Model Year 20.5 and are subject to change without notice or obligation. All information in this specification sheet is correct at the time of publication, however variations may occur from time to time and Volkswagen, in so far as it is permitted by law to do so, shall not be liable in any way as a result of any reliance by any person on anything contained in this brochure sheet. Authorised Volkswagen dealers will provide up-to-date information on model application, design feature, prices, and availability on request.



Golf Alltrack Specifications

Features and Specifications

Safety and Security	132TSI	132TSI Premium
Airbags		
Driver and front passenger airbags	S	S
Driver's knee airbag	S	S
Driver and front passenger side airbags	S	S
Curtain airbags, front and rear	S	S
Anti-theft		
Electronic engine immobiliser	S	S
Body		
Fully galvanised body with 12 year anti-corrosion perforation warranty	S	S
Door side impact protection	S	S
Rigid safety cell with front and rear crumple zones	S	S
Brakes		
Automatic flashing brake lights activated in emergency braking situation	S	S
Anti-lock Braking System (ABS)	S	S
Brake Assist	S	S
Electronic Brake-pressure Distribution (EBD)	S	S
Electro-mechanical parking brake	S	S
Auto hold function	S	S
Multi-collision brake	S	S
Child restraints		
Child seat top tether anchorage points (3)	S	S
ISOFIX child seat anchorage points, outer rear seats	S	S
Entry/warning reflectors in front and rear doors	S	S
Head restraints		
Front safety optimised head restraints, height adjustable	S	S
Rear head restraints height adjustable (3)	S	S
Lighting		
Front fog lights with static cornering lights, mounted in lower bumper	S	S
Fog lamp, rear	S	S
LED daytime driving lights, integrated in headlight housing	S	S
LED rear registration plate light	S	S
Rear tail lights, LED	S	S

Safety and Security (continued)

	132TSI	132TSI Premium
Locking		
Remote central locking	S	S
Keyless Access, keyless entry and starting system including starter button	S	S
2 stage unlocking (programmable)	S	S
Automatic locking after take-off (programmable)	S	S
One touch lock / unlock for driver	S	S
Child safety locks on rear doors	S	S
Fuel filler flap lock/unlock by remote, push to open	S	S
Seat belts		
Front height adjustable with pre-tensioners and belt force limiters	S	S
Visual and acoustic warning for driver and front seat passenger seat belts not fastened	S	S
3 point seat belts for all passengers	S	S
Traction Control		
Anti-Slip Regulation (ASR)	S	S
Electronic Differential Lock (EDL)	S	S
Electronic Stabilisation Program (ESP)	S	S
Extended Electronic Differential Lock (XDL)	S	S
4MOTION all-wheel drive	S	S

Exterior Equipment / Styling

Body enhancements

Body coloured bumper bars and door handles	S	S
Silver coloured exterior rear view mirrors	S	S
Exposed chrome exhaust tail pipes, left and right	S	S
Radiator grille in gloss black honeycomb with highlight in chrome and Alltrack badge	S	S
Lower air intake in black honeycomb with silver crossbar highlight	S	S
Lower side window chrome strip	S	S
Protective trim on lower front and rear bumpers, side sills and wheel arches	S	S
Silver coloured underbody side sill and bumper trim, front and rear	S	S

Paint

Metallic/Pearl Effect paint finish	O	O
------------------------------------	---	---

Protection

Engine and transmission underbody protection	S	S
--	---	---

Roof

Roof rails, chrome	S	S
--------------------	---	---

Exterior Equipment / Styling (continued)

	132TSI	132TSI Premium
Tinted glass		
Heat insulating tinted glass	S	S
Tinted rear tail light clusters	S	S
Wheels		
Alloy wheels (Valley) 17x7" with 205/55 R17 tyres	S	S
Anti-theft wheel bolts	S	S
Low tyre pressure indicator	S	S
Weight and space saving spare wheel	S	S

Comfort and Convenience

Armrest		
Front centre armrest, adjustable with storage box and rear air outlets (2)	S	S
Rear seat centre armrest with cup holders (2) and load through provision	S	S
Air conditioning		
Air conditioning, Air Care dual zone automatic climate control with air cleaning function and allergen filter	S	S
Air quality and humidity sensor with automatic air recirculation	S	S
Dust and pollen filter	S	S
Cruise control		
Cruise control	S	S
Speed limiter (programmable)	S	S
Cup holders		
Front (2)	S	S
Rear (2)	S	S
Bottle holders in front door pockets	S	S
Driver assistance systems*		
Adaptive Cruise Control	P	S
Distance warning display	S	S
Driver Fatigue Detection system	S	S
Driving profile selection with off-road mode	S	S
Emergency Assist	P	S
Front Assist with City Emergency Brake (City EB) and Pedestrian Monitoring functions	S	S
Lane Assist, lane departure warning system with adaptive lane guidance	P	S
Light Assist, automatic highbeam headlight function	—	S
Manoeuvre braking, front and rear	S	S
Park Assist, parking bay and parallel parking assistance	P	S
Parking distance sensors, front and rear with acoustic warning and audio volume level reduction when sensor warning is activated	S	S
Personalisation function	S	S
Proactive occupant protection system	P	S
Optical Parking System (OPS) in radio/navigation display	S	S
Automatic kerb function when reversing, passenger's side exterior mirror	S	S
Rear View Camera (RVC) with static guidance lines	S	S
Traffic Jam Assist	P	S

*Safety technologies are designed to assist the driver, but should not be used as a substitute for safe driving practices.

Comfort and Convenience (continued)	132TSI	132TSI Premium
Floor mats		
Front and rear, carpet	S	S
Grab handles		
Soft fold away grab handles, front and rear	S	S
Headlights		
Coming / leaving home function	S	S
Combined headlight and fog light switch	S	S
Halogen twin headlights with LED daytime driving lights	S	—
Headlight range adjustment selection in infotainment system car menu	S	—
LED headlights for low and high beam, integrated single LED daytime driving light signature and automatic self-levelling	—	S
Low light sensor with automatic headlight function	S	S
In car entertainment and technology		
Discover Media audio and satellite navigation system 8.0" colour capacitive touch screen display with smartphone style HMI and proximity sensor, AM/FM radio, CD player and 2 x SD card slots for music and navigation data, 2D and 3D (bird's eye) map views, compatible with MP3, WMA and AAC music files, jpeg image viewer, car menu with convenience and service settings, security coded	S	S
App-Connect™ USB interface for Apple CarPlay®, Android Auto™ and MirrorLink® in front centre console	S	S
Audio, telephone, cruise control and Multi-Function Display controls mounted on steering wheel	S	S
Bluetooth® phone connectivity with contacts display, operation via touch screen audio unit or Multi-Function Display and Bluetooth® audio streaming	S	S
Media Control	S	S
Speakers, front and rear (8)	S	S
Instrumentation		
Multi-Function Display (MFD Plus) Monochrome display of driving data - driving time, trip length, average and current speed, average and current fuel consumption, distance till empty, engine oil temperature, speed warning function, vehicle status, audio, telephone, driver assistance systems and convenience menus	S	—
Multi-Function Display (MFD Premium) Colour display of driving data and screen transitions with animations – driving time, trip length, average and current speed, average and current fuel consumption, distance till empty, engine oil temperature, speed warning function, vehicle status, audio, telephone, driver assistance systems, navigation and convenience menus	—	S
Speedometer & tachometer, electronic odometer and tripmeter, fuel and coolant gauges, low fuel and vehicle system warning lights, white illumination with red needles	S	S
Comfort indicator function (1 x touch = 3 x flash)	S	S

~App-Connect is compatible for selected apps with the latest smartphone versions of iOS and Android, active data service, and connection cable (sold separately).

Comfort and Convenience (continued)

	132TSI	132TSI Premium
Interior highlights		
Brushed chrome trim on instrument dials, vent surrounds and gearshift lever surround	S	S
Chrome highlight trim on headlight switch and exterior mirror switch	S	S
Decorative inlays, "polar night black" to instrument surround and centre console, "brushed dark metal" to passenger's side dashboard and doors	S	S
Door sill scuff plates, front in stainless steel with Alltrack logo	S	S
Gearshift knob in leather	S	S
Stainless steel accelerator and brake pedals	S	S
Interior lighting		
With time delay	S	S
Front reading lights (2) and rear passenger reading lights (2), LED	S	S
LED ambient lighting in driver and front passenger foot well, front door decorative inlays, door openers and handles	S	S
Luggage compartment		
Load restraining hooks	S	S
Luggage compartment light	S	S
Luggage cover, removable and storable	S	S
Luggage cover, extendable with automatic (2 stage) opening	S	S
Luggage net partition, extendable rear seat backrest to roof lining, removable and storable	S	S
Shopping bag hooks	S	S
Storage area in side linings	S	S
Raised luggage compartment floor level with storage compartments	S	S
12 volt socket	S	S
Mirrors		
Automatic dimming interior rear-view mirror	S	S
Electrically adjustable, heated and foldable exterior mirrors with environment lighting	S	S
LED turn indicators integrated in exterior mirrors	S	S
Memory function for exterior mirrors	—	S
Power steering		
Electro-mechanical, vehicle speed and steering input sensitive	S	S
Seating		
Comfort sports front seats	—	S
Electric adjustment for driver's seat with 3 position memory function	—	S
Height adjustment for front seats	S	S
Individually heated front seats	—	S
Lumbar adjustment for driver's seat, electrically adjustable	—	S
Lumbar adjustment for driver's seat, manually adjustable	S	—
Lumbar adjustment for front passenger seat, manually adjustable	S	S
Split folding rear seat backrest (40/60)	S	S
Rear seat backrest with remote release	S	S
Rear seat centre armrest with cup holders (2) and load through provision	S	S

Comfort and Convenience (continued)

	132TSI	132TSI Premium
Steering wheel		
3 spoke leather covered flat bottomed steering wheel	S	S
Audio, telephone, cruise control and Multi-Function Display controls	S	S
Height and reach adjustable steering wheel	S	S
Storage		
Centre console storage compartment under armrest	S	S
Glove compartment with cooling, illumination, coin and card holders	S	S
Compartment with lid in dashboard console containing App-Connect™ USB interface and auxiliary input audio socket	S	S
Compartment in roof console	S	S
The roof console storage compartment is deleted when optioned with the Sport luxury package		
Driver's side dashboard compartment with lid	S	S
Front door pockets with bottle holders, lined	S	S
Front seat backrest storage pockets	S	S
Rear door pockets, lined	S	S
Tray and 12 volt socket in console	S	S
Transmission		
Gearshift recommendation indicator	S	S
6 speed Direct Shift Gearbox (DSG) with sport mode and Tiptronic function	S	S
Upholstery		
'Summits' cloth seat upholstery	S	—
Vienna leather appointed seat upholstery	—	S
Leather appointed seats has a combination of genuine and artificial leather, but are not wholly leather		
Vanity mirrors		
Driver's and passenger's side vanity mirrors in sun visor, driver's side with ticket holder	S	S
Illuminated on driver's and passenger's side	S	S
Windows		
Power front / rear, with roll-back function and one-touch up-down	S	S
Remote operated convenience close and open feature (programmable)	S	S
Wipers		
2 speed aero wipers with wash/wipe and vehicle speed sensitive intermittent wipe	S	S
Rain sensor	S	S
Rear window with wash/wipe and intermittent wipe	S	S
12V socket		
Centre console	S	S
Luggage compartment	S	S

~App-Connec is compatible for selected apps with the latest smartphone versions of iOS and Android, active data service, and connection cable (sold separately).

S Standard O Optional Extra P Available as part of an optional package

Optional Packages	132TSI	132TSI Premium
Driver assistance package*		
Adaptive Cruise Control (ACC) Emergency Assist Lane Assist, lane departure warning system with adaptive lane guidance Park Assist, parking bay and parallel parking assistance Proactive occupant protection system Traffic Jam Assist	O	S
Sound & Vision package		
Active Info Display, high resolution 12.3" TFT instrument display screen with customisable menus Discover Pro audio and satellite navigation system 9.2" colour capacitive touch screen display with smartphone style HMI, configurable home screen and proximity sensor, Gesture Control, Voice Control, AM/FM radio, CD player and 2 x SD card slots for music, 10 gigabyte internal storage, 2D and 3D (bird's eye) map views, compatible with MP3, WMA and AAC music files, jpeg image viewer, car menu with convenience and service settings, security coded Dynaudio Excite 400W premium audio system with 10-channel digital amplifier and subwoofer	O	O
Sport luxury package		
Alloy wheels (Kalamata) 18x7½" with 225/45 R18 tyres (4) Dark tinted rear side window and rear window glass, 65% light absorbing Panoramic glass sunroof, electrically slide and tilt adjustable front half section with integrated wind deflector and sunblind Steering wheel mounted gearshift paddles The roof console storage compartment is deleted when optioned with the Sport luxury package	—	O

*Safety technologies are designed to assist the driver, but should not be used as a substitute for safe driving practices.

Technical Specifications

Model	132TSI 132TSI Premium
Engine	1.8 litre TSI BlueMotion Technology
Type	4 cylinder inline turbocharged direct injection petrol with engine Start/Stop system*
Installation	Front transverse
Cubic capacity, litres/cc	1.8 / 1798
Bore/stroke, mm	82.5 / 84.2
Max power, kW @ rpm	132 @ 4500 – 6200
Max torque, Nm @ rpm	280 @ 1350 – 4500
Compression ratio	9.6:1
Ignition system	Electronic
Exhaust emission control	Exhaust gas recirculation, three way catalytic converter and lambda probes
Fuel type (Recommended)	Premium unleaded 95 RON minimum
Transmission	6 Speed DSG
Driven wheels	4MOTION all wheel drive
Performance#	
0 – 100 km/h	7.8
Fuel Consumption**	
Combined, L/100km	6.8
Urban, L/100km	8.4
Extra Urban, L/100km	5.9
CO ₂ emission g/km	160
Fuel tank capacity litres	55

#Please note figures are sourced from overseas data where equipment levels by model variant may vary.

*The Start/Stop system is designed to reduce fuel consumption. It achieves this by conditions where the Start/Stop system is deactivated (e.g. during engine warm-up), please refer to the owner's manual for full operating information automatically switching off the engine while the vehicle is stationary and then starting it again automatically when the driver wants to drive off. There are certain operating conditions where the Start/Stop system is deactivated (e.g. during engine warm-up), please refer to the owner's manual for full operating information.

**Fuel consumption figures according to ADR 81/02 derived from laboratory testing. Factors including but not limited to driving style, road and traffic conditions, environmental influences, vehicle condition and accessories fitted, will in practice in the real world lead to figures which generally differ from those advertised. Advertised figures are meant for comparison amongst vehicles only.

Technical Specifications

Model	132TSI 132TSI Premium
Running Gear	1.8 litre TSI BlueMotion Technology
Suspension	
Front Axle	Independent, MacPherson struts with lower A-arms. Anti-roll bar
Rear Axle	Independent, four-link with coil springs. Anti-roll bar
Steering	Electro-mechanical power assisted rack & pinion steering
Brake Systems	Anti-lock Braking System (ABS) with Electronic Brake-pressure Distribution (EBD), Brake Assist and Electronic Stabilisation Program (ESP). Brake energy recuperation
Brakes	
Front	Ventilated discs
Rear	Discs
Turning Circle (m)	10.9
Weights	6 Speed DSG
Tare Mass Kg	1491
Towing Capacity kg*	
Braked	1500
Unbraked	750
Towbar Load Limit kg	80
Exterior Dimensions	
Overall length mm	4578
Width mm	1799
Height mm	1496
Wheelbase mm	2629
Track mm	
Front^	1543-1546
Rear^	1505-1517
Luggage Area Dimensions#	
Luggage area volume L	
Rear seat upright	605
Rear seat folded	1620
Luggage area floor length mm	
Rear seat upright	1055
Rear seat folded	1831
Luggage area width mm	
At narrowest point	1003
Luggage load height mm	
To luggage cover	584
To roof lining	936

*Towing capacities are applicable to Volkswagen Genuine Accessory Tow Bar. Towing capacity figures are maximum figures and actual towing capacity depends on factors including the laden mass of the vehicle, driving conditions and fitment of any accessories. Volkswagen Group Australia does not endorse or will not be held liable for any claim, loss or damage arising from the use or fitment of electronic trailer brakes. #Figures are sourced from overseas data where equipment levels by model variant may vary. ^Track figures are based on vehicles fitted with specified standard wheels.

Colour Combinations

Interior Trim

132TSI

Black 'Summits' cloth seat upholstery

132TSI Premium

Black Vienna leather appointed seat upholstery*

*Leather appointed seats has a combination of genuine and artificial leather, but are not wholly leather.

Please note Metallic (M) and Pearl Effect (PE) paint are optional at extra cost.

Exterior Colours

Pure White

Tornado Red

Tungsten Silver M

Indium Grey M

Deep Black PE

S

S

S

S

S

S

S

S

S

S

Glossary

4MOTION

An all-wheel drive system that provides the best possible traction at all road speeds, in all weather and road conditions. An electronically controlled multi-plate clutch directs torque to the axle with the best traction.

When operating under a relatively low load or when coasting, power is primarily distributed to the front axle, thus saving fuel. However, the rear axle can be variably engaged in fractions of a second whenever necessary, even before any wheel starts to slip and therefore reducing the potential for a loss of traction. The wheels of the vehicle are prevented from spinning even when driving off and accelerating.

Activation of the multi-plate clutch is based primarily on the engine torque demanded by the driver. In parallel, a system within the all-wheel drive control unit evaluates such parameters as wheel speeds and steering angle.

Adaptive Cruise Control (ACC)*

Adaptive Cruise Control (ACC) is an extension of the conventional cruise control system with advanced capabilities based on a radar sensor. When ACC is activated, the vehicle automatically brakes and accelerates to a speed and distance set by the driver.

If the Golf Alltrack approaches a slower vehicle, the ACC brakes the car to the same speed and maintains the pre-selected distance. Even when a vehicle pulls into the same lane in front of you or slows, your vehicle is automatically decelerated to the pre-selected distance. If the vehicle ahead moves out of your lane, the Golf Alltrack then accelerates up to the preset desired speed.

Deceleration of the vehicle may take place via intervention in the engine management system. If deceleration via engine torque is not sufficient, brake intervention takes place, braking the vehicle to a standstill if the traffic situation necessitates. ACC can be reactivated automatically by depressing the accelerator pedal.

The dynamics of the ACC system can be individually varied by selecting one of the driving programs from the driver profile selector.

Adaptive Cruise Control (ACC) cannot replace the driver's attentiveness. The driver is still legally responsible for the vehicle and must monitor the speed and distance in relation to other vehicles. The ACC system should not be used on winding roads or in adverse weather conditions such as heavy rain.

Anti-lock Braking System (ABS)

When braking, wheel speed sensors measure the road wheel speed and should one or more wheels start to lock the ABS system reduces brake pressure to that wheel. This prevents the wheels from locking during heavy or emergency braking, enabling the vehicle to remain steerable.

Anti-Slip Regulation (ASR)

ASR is a traction control system that prevents the wheels from spinning under acceleration by reducing engine torque.

Auto Hold function

As soon as the vehicle comes to a complete stop, the ABS hydraulic unit stores the vehicle's final braking pressure. So even when you take your foot off the brake pedal, all four wheels' brakes remain applied, providing increased comfort in stationary traffic. This function is released automatically when you drive off again.

*Optional equipment for specific models.

Brake Assist

During emergency braking, Brake Assist aids the driver by increasing the brake pressure automatically to a level exceeding the locking limit. The ABS is thus quickly brought into the operating range, which enables maximum vehicle deceleration to be achieved.

Direct Shift Gearbox (DSG)

DSG is a manual gearbox in which the gearshifts are controlled electronically. What makes the DSG unique is that it has 2 separate gear sets operated by 2 clutches. The benefit of 2 gear sets and 2 clutches is that one gear set and clutch is engaged driving the vehicle with the second disengaged clutch having already pre-selected the next gear awaiting for power to be transferred. As the next gear has already been pre-selected prior to power being applied, the gear change only takes 3-4 100ths of a second. There is virtually no interruption to power, traction or acceleration. The DSG also offers Tiptronic gear selection and sports mode.

Driving Profile Selection

Driving profile selection provides the driver with a wide-ranging choice of settings that can be made to the vehicle according to the driver's preferences. The driver has the option of choosing between the following driving profiles: Normal, Sport, Eco, Off-road and Individual. The Normal profile offers a comfortable but dynamic driving style. Sport provides faster response of the accelerator pedal and steering while the DSG switches to Sport mode. Eco mode has been designed to enhance fuel efficiency by including coasting function and by adapting engine performance, earlier gearshift points and consumption-optimised control of the air conditioning system. Exclusive to Alltrack, Off-road mode activates a hill descent function (maintains a constant speed on the descent), a modified accelerator pedal response and an off-road configuration of the ABS (modified control thresholds form a desirable wedge of gravel in front of the wheels). The Individual setting allows the driver to separately set various parameters including steering, engine, Adaptive Cruise Control (ACC) and air conditioning.

Fatigue Detection

The driver Fatigue Detection system automatically analyses the driving characteristics and if they indicate possible fatigue, recommends that the driver takes a break. The system continually evaluates steering wheel movements along with other signals in the vehicle on motorways and other roads at speeds in excess of 65 km/h, and calculates a fatigue estimate. If fatigue is detected, the driver is warned by information in the Multi-function Display and an acoustic signal. The warning is repeated after 15 minutes if the driver has not taken a break.

Fatigue Detection cannot replace the driver's attentiveness. The driver is still legally responsible for the vehicle and therefore determining whether or not they are fit to drive. A driving time of 15 minutes is required in order to assess the driver correctly. The functionality of the system is restricted given a sporty driving style, winding roads and poor road surfaces.

Electronic Brake-pressure Distribution (EBD)

Electronic, more sophisticated means of regulating the ratio of front/rear brake pressure. Settings are varied according to driving and load conditions to ensure each wheel is braked to the optimum extent.

Electronic Differential Lock (EDL)

EDL improves driving and steering characteristics when accelerating on road surfaces where each wheel has a different degree of traction. The system operates automatically and is combined with the ABS system. Using the ABS wheel sensors, EDL monitors the speed of the individual driving wheels. When a difference in driving wheel speed is detected (i.e. when one wheel starts to spin due to differences in road surfaces, e.g. due to water or dirt) the system brakes the spinning wheel, transferring engine power to the wheel with the best traction.

Glossary

Electronic Stabilisation Program (ESP)

ABS and ASR traction control systems are integrated into the Electronic Stabilisation Program (ESP). In short, ESP helps ensure that the vehicle goes where you steer it even in extreme driving conditions. The ESP system constantly compares the actual movement of the vehicle with pre-determined values and should a situation arise where the vehicle starts to skid, ESP will apply the brakes to individual wheels and automatically adjust the engine's power output to correct the problem. ESP prevents the vehicle from losing control when trying to avoid an accident, for example. It also reduces the effects of understeer or oversteer.

Emergency Assist*

Emergency Assist monitors the driving characteristics and recognises, within the limits of the system, if the driver suddenly becomes incapable of driving (due to the vehicle not being controlled).

Emergency Assist detects a lack of activity on the part of the driver and issues repeated visual and acoustic warnings and initiates a quick jolt of the brakes to request the driver to take control of the vehicle.

If the driver remains inactive, the system automatically controls acceleration, braking and steering to slow the vehicle down and keep it in the lane. If there is sufficient stopping distance, the system decelerates the vehicle to a complete stop and switches on the electronic parking brake automatically.

When Emergency Assist is actively controlling the vehicle, the hazard warning lights are switched on and the vehicle performs a slight snaking motion within its lane to warn other road users. Ideally this will prevent a collision, or at least reduce its severity.

Emergency Assist cannot replace the driver's attentiveness. The driver is still legally responsible for the vehicle and must monitor the speed and distance in relation to other vehicles. Emergency Assist utilises both the Adaptive Cruise Control (ACC) and Lane Assist driver assistance systems. The ACC system should not be used on winding roads or in adverse weather conditions such as heavy rain. The system will not work if there are no recognisable lane markings. The camera vision can be reduced by rain, snow, heavy spray or oncoming lights. This and vehicles in front of you can lead to the lane markings not being recognised by the Lane Assist system.

Extended Electronic Differential Lock (XDL)

XDL is an extension of the Electronic Differential Lock (EDL) function. When cornering, XDL responds to the load relief at the front wheel on the inside of a corner. The ESP hydraulics are used for the XDL to apply pressure to the wheel on the inside of the corner in order to prevent wheel spin. This improves traction and reduces the tendency to understeer.

As a direct result of the one-sided and precise braking pressure, cornering is sportier and more accurate.

Front Assist with City Emergency Brake (City EB) and Pedestrian Monitoring functions

The Front Assist ambient traffic monitoring system uses a radar sensor to detect critical distance situations and thus help to shorten the braking distance, reducing the risk of a rear-end collision.

The traffic ahead is monitored constantly by the radar at the front. If a vehicle is detected ahead of you in the lane, the distance and the speed relative to it are calculated. If the gap is closing too fast, Front Assist initially warns the driver by means of an audible as well as a visual signal. At the same time, the brake pads are brought into contact with the brake discs and the sensitivity of the Brake Assist is increased. This primes the braking system for a possible emergency stop. Furthermore, an automatic jolt of the brakes warns the driver of the danger. If the driver also fails to react to the warning jolt, Front Assist brakes automatically, helping to avoid a collision or reduce the severity of the accident.

The City Emergency Brake (City EB) function is a radar based emergency braking system designed to help a driver avoid a low-speed crash or to reduce its severity. At vehicle speeds below 30km/h, City EB monitors the area ahead of the car for vehicles which might present a threat of collision. If a collision is likely, City Emergency Braking first pre-charges the brakes and makes the emergency Brake Assist system more sensitive: if the driver should notice the risk, the car is ready to respond more quickly to their braking action. However, if the driver still takes no action and a collision becomes imminent, City Emergency Braking independently applies the brakes very hard. If the driver intervenes to try to avoid the accident, either by accelerating hard or by steering, City EB will deactivate and allow the driver to complete the avoidance manoeuvre.

Pedestrian Monitoring is an extension of the Front Assist monitoring system featuring the City Emergency Brake. The system uses a radar sensor in the radiator grille to monitor the area in front of the vehicle and within the limits of the system, register certain situations, for example a pedestrian stepping onto the road suddenly. The system then gives an immediate acoustic and visual signal to warn the driver. If the driver does not brake, the system initiates a jolt of the brake as a warning about the critical situation, while at the same time preparing for hard braking. If the driver fails to react, the system automatically performs emergency braking, within system limits. Ideally this will prevent a collision, or at least reduce its severity.

Front Assist with City Emergency Brake (City EB) and Pedestrian Monitoring cannot replace the driver's attentiveness. The driver is still legally responsible for the vehicle and must monitor the speed and distance in relation to other vehicles.

Lane Assist*

Lane Assist is a lane departure warning system that is designed to help reduce the likelihood of the vehicle leaving the road or crossing into an oncoming lane and therefore the risk of accident as a result of driver distraction or a lapse in concentration.

The Lane Assist system monitors the road ahead with the aid of a camera (located near the interior rear-view mirror) which recognises lane markings and evaluates the position of the vehicle. If the vehicle starts to leave the lane, the Lane Assist system takes corrective steering action. If this is not sufficient the driver is warned about the situation by a steering vibration and is asked to take over the steering. Additionally, if no active steering movements by the driver are recognised for longer than approximately 8 seconds, a message will appear in the Multi-Function Display in conjunction with a warning tone. The corrective steering function can be overridden by the driver at any time and the system does not react if the turn indicator is set before crossing a lane marking.

When adaptive lane guidance* is active and the system detects both lane markings to the left and right of the vehicle, the function provides permanent assistance while the vehicle is in motion. The system adopts the preferred position within the lane in which the vehicle is travelling. For example, if the vehicle is being driven slightly off-centre in the lane, the system will learn to adopt the new position within a short period of time.

Lane Assist cannot replace the driver's attentiveness. The driver is still legally responsible for the vehicle and therefore staying in the lane at all times. The system will not work if there are no recognisable lane markings. The camera vision can be reduced by rain, snow, heavy spray or oncoming lights. This and vehicles in front of you can lead to the lane markings not being recognised by the Lane Assist system. The Lane Assist system does not activate at a vehicle speed of less than 65km/h.

*Optional equipment for specific models. ^Only available on selected models

Glossary

Light Assist[^]

Light Assist provides enhanced comfort and safety on the road by means of automatic high beam control. A camera on the interior mirror observes the traffic above 60 km/h and in complete darkness, Light Assist automatically switches on the high beam headlights. The system detects vehicles travelling ahead, as well as oncoming traffic and automatically dips the headlights before they are dazzled. Automatic alternation between high beam and low beam headlights ensures optimum illumination of the road ahead.

Manoeuvre braking

Manoeuvre braking assists the driver to avoid or reduce damage in a potential collision by initiating emergency braking. It supports the driver during forward and reverse manoeuvring in a speed range of a maximum 10 km/h. If the risk for an accident is recognised, emergency braking is initiated to minimise possible damage.

Manoeuvre braking cannot replace the driver's attentiveness. The driver is still legally responsible for the vehicle. The object must be detected by the sensors. If the driver notices a risk that pedestrians, other vehicles or objects could be damaged they need to react accordingly and stop the vehicle.

Multi-Collision Brake

The multi-collision brake has been designed to provide effective assistance for the driver in the moments after an accident. Multi-collision brake triggers automatic controlled braking once an initial collision has been detected so as to reduce the intensity of further accidents after a collision and can help prevent follow-on collisions with oncoming traffic.

The triggering of the multi-collision brake is based on a collision being detected by the airbag sensors. The ESP control unit limits the deceleration of the vehicle by the multi-collision brake to a defined value and vehicle speed. The vehicle can still be controlled by the driver, even when automatic braking is taking place. The driver can interrupt the multi-collision braking at any time by accelerating or braking even more strongly.

Park Assist*

The third generation Park Assist system actively helps the driver when entering or reversing into 90° parking bays, as well as reversing into and driving out of parallel parking spaces. The system works by using sensors mounted either side of the front and rear bumpers together with parking distance sensors front and rear. To park, the driver simply presses the Park Assist button to select the type of parking manoeuvre and uses the appropriate indicator as the car slowly passes the potential parking space. Sensors scan the size of the parking space as the car is driven past and the driver is alerted if the parking space is big enough. If there is sufficient space, the driver stops the car, selects the correct gear and lets go of the steering wheel.

Park Assist will alert the driver of the intended path and subsequently the appearance of obstacles in the Multi-Function Display, within the driver's field of vision. Park Assist then actively supports the driver by taking over the steering control and parks the vehicle in the available space using the ideal course, if necessary with several moves. The driver can however take over the control of the steering at any time and end the automatic parking procedure.

Park Assist cannot replace the driver's attentiveness. The driver is still legally responsible for the vehicle. If the driver notices a risk that pedestrians, other vehicles or objects could be damaged or if they are uncertain of the risk, they will need to react accordingly and stop the vehicle, ending the function.

*Optional equipment for specific models. [^]Only available on selected models

Proactive occupant protection system*

The proactive occupant protection system incorporates active and passive safety elements. When the system detects a potential accident situation, the occupants and the vehicle are prepared for a possible accident. Automatic tensioning of the seat belts secures the driver and front passenger in their seats to attain the best possible protective potential of the airbag and belt system. In case of high transverse dynamics the side windows (and optional panoramic sunroof) are also closed, leaving just a small air gap. Closing of the windows offers optimal support to the head and side airbags which results in the best possible protection.

Traffic Jam Assist*

In congested traffic situations, Traffic Jam Assist makes driving significantly more comfortable and helps to avoid typical rear-end collision accidents. The Traffic Jam Assist function combines the driver assistance systems Adaptive Cruise Control (ACC) and Lane Assist with adaptive lane guidance.

In a speed range of 0-60km/h, the system automatically controls acceleration, braking, steering and if required, will decelerate to a stop behind a vehicle that is stopping.

Traffic Jam Assist cannot replace the driver's attentiveness. The driver is still legally responsible for the vehicle and must monitor the speed and distance in relation to other vehicles. Traffic Jam Assist has been developed for use only on motorways. The ACC system should not be used on winding roads or in adverse weather conditions such as heavy rain. The system will not work if there are no recognisable lane markings. The camera vision can be reduced by rain, snow, heavy spray or oncoming lights. This and vehicles in front of you can lead to the lane markings not being recognised by the Lane Assist system.



132TSI Premium with optional Sport Luxury Package shown

Golf Alltrack

Volkswagen Group Australia Pty Ltd
24 Muir Road Chullora NSW 2190
ABN 14 093 117 876

Produced in Australia
April 2020

Publication: VWPGOLALLSPECMY205

Your Volkswagen Dealer.

Important Information

Apple CarPlay® is a registered trade mark of Apple Inc. Android Auto™ is a registered trademark of Google Inc. MirrorLink® is a registered trade mark of Car Connectivity Consortium LLC. Bluetooth® is a registered trade mark of Bluetooth SIG Inc.

Volkswagen is distributed by Volkswagen Group Australia Pty Ltd (ABN 14 093 117 876) of 24 Muir Road Chullora, NSW 2190. Specifications are as planned at April 2020, for Model Year 20.5 and are subject to change without notice or obligation. All information in this brochure are correct at the time of publication, however variations may occur from time to time and Volkswagen, in so far as it is permitted by law to do so, shall not be liable in any way as a result of any reliance by any person on anything contained in this brochure. Authorised Volkswagen Dealers will provide up-to-date information on model application, design feature, prices, and availability on request.