

SIERRA MODELS

2023 FEATURES, SPECS AND OPTIONS



We have tried to make this guide comprehensive and factual. We reserve the right, however, to make changes at any time, without notice, in prices, colors, materials, equipment, specifications, models and availability. Specifications, dimensions, measurements, ratings and other numbers in this guide and other printed materials provided at the dealership or affixed to vehicles are approximations based on design and engineering drawings, prototypes and laboratory tests. Your vehicle may differ due to variations in manufacture and equipment. Since some information may have been updated since the time of publication, please check with your GMC dealer for complete details.

GMC
WE ARE PROFESSIONAL GRADE



PRO



SLE



ELEVATION



SLT



AT4



NEW 2023 AT4X



DENALI



DENALI ULTIMATE

YOUR SIERRA AWAITS

KEY FEATURES

See your GMC dealer or gmc.com for more feature details and requirements.

EXTERIOR

Chrome Wheel-to-Wheel Assist Steps

GMC MultiPro™ Power Steps

Accessory Off-Road High-Clearance Steps

Accessory Rocker Protection

Cargo Bed Tie-Downs (Fixed)

Dual Exhaust With Premium Tips

Protected Dual Exhaust Outlets

LED Dual-Projector Headlamps With Fade-On/Fade-Off Animation

Spray-on Bedliner With Logo

World's First Six-Function MultiPro Tailgate

Accessory MultiPro Audio System by KICKER®¹

	PRO	SLE	ELEVATION	SLT	AT4	NEW 2023 AT4X	DENALI	DENALI ULTIMATE
Chrome Wheel-to-Wheel Assist Steps	—	○	—	○	—	—	●	—
GMC MultiPro™ Power Steps	—	—	—	—	—	—	○	●
Accessory Off-Road High-Clearance Steps	—	—	○	—	○	○	—	—
Accessory Rocker Protection	—	—	—	—	—	○	—	—
Cargo Bed Tie-Downs (Fixed)	●	●	●	●	●	●	●	●
Dual Exhaust With Premium Tips	—	○	○	○	●	—	●	●
Protected Dual Exhaust Outlets	—	—	—	—	—	●	—	—
LED Dual-Projector Headlamps With Fade-On/Fade-Off Animation	●	●	●	●	●	●	●	●
Spray-on Bedliner With Logo	○	○	○	○	●	●	●	●
World's First Six-Function MultiPro Tailgate	○	●	●	●	●	●	●	●
Accessory MultiPro Audio System by KICKER® ¹	—	○	○	○	○	●	○	●

● Standard ○ Available — Not Available

¹Non-GM warranty. Limited warranty by KICKER®, 3 years/36,000 miles, whichever comes first. For more information, contact your dealer.

YOUR SIERRA AWAITS



PRO



SLE



ELEVATION



SLT



AT4



NEW 2023 AT4X



DENALI



DENALI ULTIMATE

KEY FEATURES

See your GMC dealer or gmc.com for more feature details and requirements.

INTERIOR

Dual-Zone Automatic Climate Control

40/20/40 Front Split Bench Seat With Covered Armrest Storage and Lockable Under-Seat Storage

Front Bucket Seats With Center Console

10-Way Power Driver Seat Adjuster Including Lumbar

16-Way Power Driver and Front-Passenger Seat Adjuster, Including Lumbar and Massage

Driver Memory (Driver Seat and Outside Mirrors)

Heated Driver and Front Outboard Passenger Seats

Ventilated Driver and Front Outboard Passenger Seats

Heated Second-Row Outboard Seats

Second-Row Outboard Seatback Storage

Heated Steering Wheel

Power-Rake/-Telescoping Steering Column

Power Sunroof

PRO

SLE

ELEVATION

SLT

AT4

NEW 2023 AT4X

DENALI

DENALI ULTIMATE

Dual-Zone Automatic Climate Control	—	●	●	●	●	●	●	●
40/20/40 Front Split Bench Seat With Covered Armrest Storage and Lockable Under-Seat Storage	●	●	●	●	—	—	—	—
Front Bucket Seats With Center Console	—	—	○	○	●	●	●	●
10-Way Power Driver Seat Adjuster Including Lumbar	○	●	●	●	●	—	●	—
16-Way Power Driver and Front-Passenger Seat Adjuster, Including Lumbar and Massage	—	—	—	—	—	●	—	●
Driver Memory (Driver Seat and Outside Mirrors)	—	—	—	●	●	●	●	●
Heated Driver and Front Outboard Passenger Seats	—	●	●	●	●	●	●	●
Ventilated Driver and Front Outboard Passenger Seats	—	—	—	○	●	●	●	●
Heated Second-Row Outboard Seats	—	—	—	○	●	●	●	●
Second-Row Outboard Seatback Storage	—	—	●	●	●	●	●	●
Heated Steering Wheel	—	●	●	●	●	●	●	●
Power-Rake/-Telescoping Steering Column	—	—	—	○	●	●	●	●
Power Sunroof	—	—	○	○	○	●	○	●

● Standard ○ Available — Not Available

YOUR SIERRA AWAITS



PRO



SLE



ELEVATION



SLT



AT4



NEW 2023 AT4X



DENALI



DENALI ULTIMATE

KEY FEATURES

See your GMC dealer or gmc.com for more feature details and requirements.

CAPABILITY

- 2.7L Turbo High-Output Engine
- 5.3L V8 Engine
- 6.2L Gas V8 Engine (4WD Models)
- 3.0L Duramax Turbo Diesel I6 Engine
- 10-Speed Automatic Transmission
- Electronic Precision Shift and Steering-Column Paddle Shifters
- Denali Premium Suspension With Adaptive Ride Control
- Off-Road Suspension With 2" Factory-Installed Lift and Monotube Shocks
- Off-Road Suspension With 2" Factory-Installed Lift and Multimatic™ DSSV Dampers
- Front and Rear Electronic-Locking Differentials (Driver-Selectable)
- Mud Terrain-Rated Goodyear® Wrangler Tires
- Duralife Brake Rotors
- Traction Select System With Tow/Haul Mode

	PRO	SLE	ELEVATION	SLT	AT4	NEW 2023 AT4X	DENALI	DENALI ULTIMATE
2.7L Turbo High-Output Engine	●	●	●	—	—	—	—	—
5.3L V8 Engine	○	○	○	●	—	—	●	—
6.2L Gas V8 Engine (4WD Models)	—	—	—	○	○	●	○	●
3.0L Duramax Turbo Diesel I6 Engine	—	○	○	○	●	—	○	○
10-Speed Automatic Transmission	○	○	○	●	●	●	●	●
Electronic Precision Shift and Steering-Column Paddle Shifters	—	—	○	○	●	●	●	●
Denali Premium Suspension With Adaptive Ride Control	—	—	—	—	—	—	●	●
Off-Road Suspension With 2" Factory-Installed Lift and Monotube Shocks	—	—	—	—	●	—	—	—
Off-Road Suspension With 2" Factory-Installed Lift and Multimatic™ DSSV Dampers	—	—	—	—	—	●	—	—
Front and Rear Electronic-Locking Differentials (Driver-Selectable)	—	—	—	—	—	●	—	—
Mud Terrain-Rated Goodyear® Wrangler Tires	○	—	—	—	●	●	—	—
Duralife Brake Rotors	●	●	●	●	●	●	●	●
Traction Select System With Tow/Haul Mode	—	●	●	●	●	●	●	●

● Standard ○ Available — Not Available

YOUR SIERRA AWAITS



PRO



SLE



ELEVATION



SLT



AT4



NEW 2023 AT4X



DENALI



DENALI ULTIMATE

KEY FEATURES

See your GMC dealer or gmc.com for more feature details and requirements.

SAFETY AND TECHNOLOGY

GMC Pro Safety¹ (Includes Forward Collision Alert, Following Distance Indicator, Front Pedestrian Braking, IntelliBeam, Lane Keep Assist With Lane Departure Warning and Automatic Emergency Braking. Includes the Safety Alert Seat on AT4, AT4X, Denali and Denali Ultimate.)

Super Cruise² Hands-Free Driver-Assistance Technology

Trailer Side Blind Zone Alert¹

Adaptive Cruise Control With Trailering¹

High Definition Surround Vision¹

Multicolor 15" Diagonal Head-Up Display

13.4" Diagonal Premium GMC Infotainment System³ with Google built-in Compatibility⁴ (3-Year GMC Connected Vehicle⁵ Subscription Is Included)

12.3" Diagonal Digital Driver Information Center

Bose[®] Audio System With Richbass Woofer

Bose 12-Speaker Premium Series With Centerpoint[®] Surround Sound

	PRO	SLE	ELEVATION	SLT	AT4	NEW 2023 AT4X	DENALI	DENALI ULTIMATE
GMC Pro Safety ¹ (Includes Forward Collision Alert, Following Distance Indicator, Front Pedestrian Braking, IntelliBeam, Lane Keep Assist With Lane Departure Warning and Automatic Emergency Braking. Includes the Safety Alert Seat on AT4, AT4X, Denali and Denali Ultimate.)	●	●	●	●	●	●	●	●
Super Cruise ² Hands-Free Driver-Assistance Technology	—	—	—	—	—	—	○	○
Trailer Side Blind Zone Alert ¹	—	○	○	○	●	●	●	●
Adaptive Cruise Control With Trailering ¹	○	○	○	○	○	●	○	●
High Definition Surround Vision ¹	—	○	○	○	●	●	●	●
Multicolor 15" Diagonal Head-Up Display	—	—	—	—	○	●	○	●
13.4" Diagonal Premium GMC Infotainment System ³ with Google built-in Compatibility ⁴ (3-Year GMC Connected Vehicle ⁵ Subscription Is Included)	—	●	●	●	●	●	●	●
12.3" Diagonal Digital Driver Information Center	—	●	●	●	●	●	●	●
Bose [®] Audio System With Richbass Woofer	—	—	○	○	●	—	●	—
Bose 12-Speaker Premium Series With Centerpoint [®] Surround Sound	—	—	—	—	—	●	—	●

● Standard ○ Available — Not Available

CONTINUED

¹Safety or driver-assistance features are no substitute for the driver's responsibility to operate the vehicle in a safe manner. Read the vehicle Owner's Manual for important feature limitations and information. ²Always pay attention while driving and when using Super Cruise. Do not use a handheld device. Requires active Super Cruise plan or trial. Terms apply. Visit gmc.com/connectivity-technology/super-cruise for compatible roads and full details. ³Functionality varies by model. Full functionality requires compatible Bluetooth[®] and smartphone, and USB connectivity for some devices. ⁴Google built-in services are subject to limitations, and availability may vary by vehicle, infotainment system and location. Select service plan required. Certain Google actions and functionality may require account linking. User terms and privacy statements apply. Google, Google Play and Google Maps are trademarks of Google LLC. ⁵Requires properly equipped 2023 Sierra vehicle. Includes 3-year trial of Connected Vehicle from time of online enrollment by dealer. Services subject to acceptance of terms and limitations. Data plans offered by AT&T[®]. Certain services require working electrical system, cell reception and GPS signal. Offer transferable. Offer subject to change. See onstar.com for details. Availability subject to change.

YOUR SIERRA AWAITS



PRO



SLE



ELEVATION



SLT



AT4



NEW 2023 AT4X



DENALI



DENALI ULTIMATE

KEY FEATURES

See your GMC dealer or gmc.com for more feature details and requirements.

SAFETY AND TECHNOLOGY CONTINUED

In-Vehicle Trailering App¹

Wireless Apple CarPlay[®] Compatibility²

Wireless Android Auto[™] Compatibility³

Wireless Charging⁴

SiriusXM[®] With 360L⁵ 3-Month Trial Subscription

	PRO	SLE	ELEVATION	SLT	AT4	NEW 2023 AT4X	DENALI	DENALI ULTIMATE
In-Vehicle Trailering App ¹	—	○	○	○	●	●	●	●
Wireless Apple CarPlay [®] Compatibility ²	○	●	●	●	●	●	●	●
Wireless Android Auto [™] Compatibility ³	○	●	●	●	●	●	●	●
Wireless Charging ⁴	—	—	○	○	○	○	○	○
SiriusXM [®] With 360L ⁵ 3-Month Trial Subscription	—	●	●	●	●	●	●	●

● Standard ○ Available — Not Available

¹App functionality and features vary with vehicle equipment and trim level. Data connection may be required. Some features require active service plan and working electrical system. Terms and limitations apply. ²Vehicle user interface is a product of Apple[®] and its terms and privacy statements apply. Requires compatible iPhone[®] and data plan rates apply. Apple CarPlay, Siri, iPhone and Apple Music are trademarks of Apple, Inc., registered in the U.S. and other countries. ³To wirelessly use Android Auto on your car display, you need a compatible Android smartphone with an active data plan. You can check which smartphones are compatible at g.co/androidauto/requirements. Android and Android Auto are trademarks of Google LLC. ⁴Feature may not be available on certain vehicles. See dealer for feature availability. The system wirelessly charges one compatible mobile device. Some phones have built-in wireless charging technology and others require a special adapter/back cover. To check for phone or other device compatibility, see my.gmc.com/learn or consult your carrier. ⁵Certain features require a SiriusXM subscription and the GMC Connected Access plan. See siriusxm.com and onstar.com for details and limitations.



PRO



SLE



ELEVATION



SLT



AT4



NEW 2023 AT4



DENALI



DENALI ULTIMATE

YOUR SIERRA AWAITS

SELECT PACKAGES

See your GMC dealer or gmc.com for more package details and requirements.

PRO

GRAPHITE EDITION Includes Connectivity and Entertainment Package, body-color rear bumper, body-color front bumper, color-keyed carpeting, remote start, theft-deterrent system, 20" 6-spoke high-gloss black painted aluminum wheels and body-color upper grille. Includes recovery hooks¹ on 2WD models.

CONVENIENCE PACKAGE Includes EZ-Lift power lock and release tailgate, tinted glass, LED cargo bed lighting, rear-window defogger, cruise control and outside power mirrors on Double Cab and Crew Cab models

PRO VALUE PACKAGE Includes Convenience Package and Trailing Package

1SA SAFETY PLUS PACKAGE² Includes Lane Change Alert with Side Blind Zone Alert, Rear Cross Traffic Braking, perimeter lighting, outside chrome mirror caps, Rear Pedestrian Alert and Rear Park Assist (feature may not be available on certain vehicles; see dealer for feature availability)

CONNECTIVITY AND ENTERTAINMENT PACKAGE Includes wireless Apple CarPlay[®] compatibility³ and wireless Android Auto compatibility⁴; 3 years of OnStar[®] and Connected Services Plan⁵ capability, Wi-Fi[®] Hotspot⁶ capability and 3-month trial of SiriusXM⁷

SLE

PREFERRED PACKAGE Includes Universal Home Remote, rear sliding power window, trailer brake controller, Hitch View² in-vehicle Trailing App,⁸ rear wheelhouse liners and Adaptive Cruise Control⁹

ELEVATION

PREFERRED PACKAGE Includes Universal Home Remote, Bose Audio System, rear sliding power window, trailer brake controller, Hitch View² in-vehicle Trailing App,⁸ Adaptive Cruise Control⁹ and rear wheelhouse liners

ELEVATION PREMIUM PACKAGE Includes Preferred Package, Jet Black leather-appointed front bucket seats, up-level rear seat with Storage Package, wireless charging⁹ (feature may not be available on certain vehicles; see dealer for feature availability), all-weather floor liners, Sierra Safety Plus Package and spray-on bedliner

CONTINUED

¹To avoid the risk of injury, never use recovery hooks to tow a vehicle. For more information, see the Recovery Hooks section of the vehicle Owner's Manual. ²Safety or driver-assistance features are no substitute for the driver's responsibility to operate the vehicle in a safe manner. Read the vehicle Owner's Manual for important feature limitations and information. ³Vehicle user interface is a product of Apple[®] and its terms and privacy statements apply. Requires compatible iPhone[®] and data plan rates apply. Apple CarPlay, Siri, iPhone and Apple Music are trademarks of Apple, Inc., registered in the U.S. and other countries. ⁴To use Android Auto on your car display, you need a compatible Android smartphone with an active data plan. You can check which smartphones are compatible at g.co/androidauto/requirements. Android and Android Auto are trademarks of Google LLC. ⁵Connected services vary by vehicle model and require active service plan, working electrical system, cell reception and GPS signal. Does not include emergency or security services. See onstar.com for details and limitations. ⁶Service varies with conditions and location. Requires active service plan and paid AT&T data plan. See onstar.com for details and limitations. ⁷If you decide to continue service after your trial, your selected subscription plan will automatically renew thereafter. You will be charged at then-current rates. Fees and taxes apply. To cancel, you must call SiriusXM at 1-866-635-2349. See SiriusXM Customer Agreement for complete terms at siriusxm.com. All fees and programming subject to change. ©2023 SiriusXM Radio, Inc. All rights reserved. ⁸App functionality and features vary with vehicle equipment and trim level. Data connection may be required. Some features require active service plan and working electrical system. Terms and limitations apply. ⁹The system wirelessly charges one compatible mobile device. Some phones have built-in wireless charging technology and others require a special adapter/back cover. To check for phone or other device compatibility, see my.gmc.com/learn or consult your carrier.



PRO



SLE



ELEVATION



SLT



AT4



NEW 2023 AT4X



DENALI



DENALI ULTIMATE

YOUR SIERRA AWAITS

SELECT PACKAGES CONTINUED

See your GMC dealer or gmc.com for more package details and requirements.

SLT

SLT CONVENIENCE PACKAGE Includes front bucket seats with center console, ventilated front seats,¹ wireless charging² (feature may not be available on certain vehicles; see dealer for feature availability), Bose Audio System, power-rake/-telescoping steering column and USB ports³ (2 first-row and charge and data ports located inside console)

SLT PREFERRED PACKAGE Includes Adaptive Cruise Control,⁴ rear sliding power window, Universal Home Remote and heated second-row outboard seats⁵

SLT PREMIUM PACKAGE Includes SLT Convenience Package, 20" polished aluminum wheels with Technical Gray painted accents and chrome assist steps

SLT PREMIUM PLUS PACKAGE Includes SLT Convenience Package, SLT Preferred Package, Sierra Safety Plus Package, ProGrade™ Trailing System, 20" polished aluminum wheels with Technical Gray painted accents, chrome assist steps and spray-on bedliner

AT4

AT4 PREFERRED PACKAGE Includes Universal Home Remote, rear sliding power window and Adaptive Cruise Control⁴

AT4 PREMIUM PACKAGE Includes AT4 Preferred Package and off-road high-clearance steps

NEW 2023 AT4X

AT4X AEV EDITION Includes AEV front chassis skid plate, AEV transfer case skid plate, AEV rear differential skid plate, AEV fuel tank skid plate, 18" 12-spoke high-gloss black aluminum wheels with laser etching and AEV center cap, AEV stamped-steel rear bumper with heavy-duty cast recovery points, rocker protection, AEV-branded floor liners, gloss-black door handles, AEV-branded front head restraints and tailgate decal with exterior badging (Available spring 2023)

DENALI

DENALI RESERVE PACKAGE Includes Technology Package, sunroof, GMC MultiPro Power Steps and 22" painted aluminum wheels with machining and Bright Chrome inserts

DENALI RESERVE SUPER CRUISE PACKAGE Includes a 3-year Super Cruise⁶ driver-assistance technology subscription and Super Cruise steering wheel, Technology Package, sunroof, GMC MultiPro Power Steps and 22" painted aluminum wheels with machining and Bright Chrome inserts

DENALI CARBONPRO EDITION Includes CarbonPro fender hard badge, MultiPro Audio System by KICKER[®] and carbon-fiber composite bed

CONTINUED

¹Feature will not function on certain models without dealer retrofit. See dealer for details. ²The system wirelessly charges one compatible mobile device. Some phones have built-in wireless charging technology and others require a special adapter/back cover. To check for phone or other device compatibility, see my.gmc.com/learn or consult your carrier. ³Not compatible with all devices. ⁴Safety or driver-assistance features are no substitute for the driver's responsibility to operate the vehicle in a safe manner. Read the vehicle Owner's Manual for important feature limitations and information. ⁵Always pay attention while driving and when using Super Cruise. Do not use a handheld device. Requires active Super Cruise plan or trial. Terms apply. Visit gmc.com/connectivity-technology/super-cruise for compatible roads and full details. ⁶Non-GM warranty. Limited warranty by KICKER[®], 3 years/36,000 miles, whichever comes first. For more information, contact your dealer.



PRO



SLE



ELEVATION



SLT



AT4



NEW 2023 AT4X



DENALI



DENALI ULTIMATE

YOUR SIERRA AWAITS

SELECT PACKAGES CONTINUED

See your GMC dealer or gmc.com for more package details and requirements.

ADDITIONAL PACKAGES

SIERRA SAFETY PLUS PACKAGE¹ Includes Rear Cross Traffic Braking, Rear Pedestrian Alert, Rear Park Assist (feature may not be available on certain vehicles; see dealer for feature availability) (SLE and Elevation only), Safety Alert Seat (SLT only), Front and Rear Park Assist (feature may not be available on certain vehicles; see dealer for feature availability) (SLT only), High Definition Surround Vision, trailer camera provisions and Trailer Side Blind Zone Alert (Package available on SLE, Elevation and SLT)

TECHNOLOGY PACKAGE¹ Includes Rear Camera Mirror, Bed View Camera (AT4 only), Adaptive Cruise Control (Denali only) and multicolor 15" diagonal Head-Up Display (Package available on AT4 and Denali)

X31 OFF-ROAD PACKAGE Includes off-road suspension, all-terrain tires (SLE, Elevation and SLT only), Hill Descent Control, skid plates, heavy-duty air filter, automatic-locking rear differential (Pro only), 2-speed transfer case, rear wheelhouse liners (SLE and Elevation only), 18" 6-spoke machined aluminum wheels with Dark Gray Metallic accents (SLE only), dual exhaust outlets (SLE, Elevation and SLT only) and X31 hard badge (Package requires Crew Cab or Double Cab 4WD model. Available on Pro, SLE, Elevation and SLT.)

X31 OFF-ROAD AND PROTECTION PACKAGE Includes X31 Off-Road Package, spray-on bedliner and all-weather floor liners (Package requires Crew Cab or Double Cab 4WD model. Available on SLE, Elevation and SLT.)

SNOW PLOW PREP PACKAGE Includes roof emergency light provisions, 220-amp alternator, heavy-duty air filter, skid plates and heavy-duty front springs (Requires 4WD model. Available on Pro, SLE and SLT.)

TRAILERING PACKAGE Includes trailer hitch, Hitch Guidance,¹ 7-pin connector and either a 4-pin connector or camera ports² (Package available on Pro. Standard on all other trims.)

MAX TRAILERING PACKAGE Includes 9.76" rear axle, 3.42 axle ratio (3.73 axle ratio when equipped with 3.0L Duramax Turbo Diesel engine), enhanced cooling radiator, revised shock tuning for increased control, heavier-duty rear springs, increased Rear Gross Axle Weight Rating and 220-amp alternator (Package available on SLE, Elevation and SLT)

¹Safety or driver-assistance features are no substitute for the driver's responsibility to operate the vehicle in a safe manner. Read the vehicle Owner's Manual for important feature limitations and information. ²4-pin connector is replaced with the camera ports on vehicles equipped with Trailer Camera Provisions. The Trailer Camera Provisions feature is not available on Pro, available on SLE, Elevation and SLT and standard on AT4, AT4X, Denali and Denali Ultimate.

SIERRA TOWING

KEY TRAILERING FEATURES

- AVAILABLE SUPER CRUISE¹ DRIVER-ASSISTANCE TECHNOLOGY WITH TRAILERING
- UP TO 14 AVAILABLE CAMERA VIEWS²
- AVAILABLE GMC PROGRADE TRAILERING SYSTEM WITH IN-VEHICLE TRAILERING APP³
- AVAILABLE SMART TRAILER INTEGRATION
- AVAILABLE TRACTION SELECT SYSTEM WITH TOW/HAUL MODE
- AVAILABLE MULTICOLOR 15" DIAGONAL HEAD-UP DISPLAY
- AVAILABLE WORLD'S FIRST SIX-FUNCTION GMC MULTIPRO TAILGATE
- AVAILABLE TRAILERING-ASSISTANCE TECHNOLOGIES:⁴ JACK-KNIFE ALERT AND TRAILER LENGTH INDICATOR FOR COMPATIBLE CONVENTIONAL TRAILERS

KEY SPECIFICATIONS

- MAXIMUM AVAILABLE CONVENTIONAL TRAILERING: 13,200 LBS⁵
- MAXIMUM AVAILABLE HORSEPOWER: 420⁶
- MAXIMUM AVAILABLE TORQUE: 495 LB-FT⁷
- MAXIMUM AVAILABLE PAYLOAD: 2,240 LBS⁸
- MAXIMUM AVAILABLE SEATING CAPACITY: 6⁹
- MAXIMUM AVAILABLE CREW CAB CARGO BED VOLUME: 71.7 CU. FT.¹⁰

POWERTRAIN

- AVAILABLE 6.2L V8 ENGINE WITH 10-SPEED AUTOMATIC TRANSMISSION
- AVAILABLE 3.0L DURAMAX TURBO DIESEL I6 ENGINE WITH 10-SPEED AUTOMATIC TRANSMISSION
- AVAILABLE 5.3L V8 ENGINE WITH 10-SPEED AUTOMATIC TRANSMISSION (SELECT 4WD)
- AVAILABLE 2.7L TURBO HIGH-OUTPUT ENGINE WITH 8-SPEED AUTOMATIC TRANSMISSION

¹Automatic Lane Change and Lane Change on Demand are not available while trailering. Always pay attention while driving and when using Super Cruise. Do not use a handheld device. Requires active Super Cruise plan or trial. Terms apply. Visit gmc.com/connectivity-technology/super-cruise for compatible roads and full details. ²Safety or driver-assistance features are no substitute for the driver's responsibility to operate the vehicle in a safe manner. Read the vehicle Owner's Manual for important feature limitations and information. Some camera views require available accessory camera and installation. Not compatible with all trailers. See your dealer for details. ³App functionality and features vary with vehicle equipment and trim level. Data connection may be required. Some features require active service plan and working electrical system. Terms and limitations apply. ⁴Safety or driver-assistance features are no substitute for the driver's responsibility to operate the vehicle in a safe manner. Read the vehicle Owner's Manual for important feature limitations and information. ⁵13,200-lb rating requires properly equipped Double Cab 2WD model with available 3.0L Duramax Turbo Diesel I6 engine, Max Trailering Package and 20" wheels and tires. Maximum trailering ratings are intended for comparison purposes only. Before you buy a vehicle or use it for trailering, carefully review the trailering section of the Owner's Manual. The trailering capacity of your specific vehicle may vary. The weight of passengers, cargo and options or accessories may reduce the amount you can trailer. ⁶Requires available 6.2L V8 engine. ⁷Requires available 3.0L Duramax Turbo Diesel I6 engine. ⁸Requires properly equipped Regular Cab long bed 2WD model with 2.7L Turbo high-output engine. These maximum payload ratings are intended for comparison purposes only. Before you buy a vehicle or use it to haul people or cargo, carefully review the vehicle loading section of the Owner's Manual and check the carrying capacity of your specific vehicle on the label on the inside of the driver's doorjamb. ⁹Requires Double Cab or Crew Cab model with front 40/20/40 bench seat. ¹⁰Requires standard bed model. Cargo and load capacity limited by weight and distribution.

TRAILERING SPECIFICATIONS

SPECIFICATIONS

ENGINE	CAB	BED	MAX GVWR (LBS) ¹	MAX GCWR (LBS) ²	AXLE RATIO	MAX CONVENTIONAL HITCH TRAILERING (LBS) ³	MAX FIFTH-WHEEL HITCH TRAILERING (LBS) ³	MAX GOOSENECK HITCH TRAILERING (LBS) ³	BASE PAYLOAD (LBS) ⁴
2.7L TURBO HIGH-OUTPUT	Crew 2WD	Short	6,800	14,500	3.42	9,200	9,100	9,100	2,000
	Crew 4WD	Short	7,000	14,500	3.42	8,900	8,600	8,600	1,980
	Crew 4WD	Standard	7,000	14,500	3.42	8,900	8,800	8,800	1,930
	Double 2WD	Standard	6,800	14,500	3.42	9,200	9,200	9,200	2,020
	Double 4WD	Standard	7,000	14,500	3.42	8,900	8,900	8,900	2,010
	Regular 2WD	Standard	6,700	14,000	3.42	9,100	9,000	9,000	2,230
	Regular 4WD	Standard	6,800	14,000	3.42	8,800	8,800	8,800	2,110
	Regular 2WD	Long	6,800	14,500	3.42	9,500	9,400	9,400	2,240
	Regular 4WD	Long	6,900	14,500	3.42	9,200	9,100	9,100	2,090
5.3L V8	Crew 2WD	Short	6,900	15,000	3.23	9,400	8,400	8,400	1,980
	Crew 2WD (w/Max Trailering Package)	Short	7,100	16,800	3.42	11,100	9,300	9,300	1,960
	Crew 4WD	Short	7,100	15,000	3.23	9,200	8,300	8,300	1,960
	Crew 4WD (w/Max Trailering Package)	Short	7,300	16,800	3.42	10,900	8,800	8,800	1,940
	Crew 4WD	Standard	7,100	15,000	3.23	9,000	7,400	7,400	1,910
	Crew 4WD (w/Max Trailering Package)	Standard	7,300	16,800	3.42	10,800	8,300	8,300	1,890
	Double 2WD	Standard	6,800	15,000	3.23	9,400	8,000	8,000	1,890
	Double 2WD (w/Max Trailering Package)	Standard	7,100	16,800	3.42	11,200	9,600	9,600	2,050
	Double 4WD	Standard	7,000	15,000	3.23	9,300	8,200	8,200	1,890
	Double 4WD (w/Max Trailering Package)	Standard	7,300	16,800	3.42	11,000	9,600	9,600	2,040
	Regular 2WD	Long	6,800	15,000	3.23	9,800	9,700	9,700	2,120
	Regular 4WD	Long	6,900	15,000	3.23	9,500	9,100	9,100	1,970
6.2L V8	Crew 4WD	Short	7,100 ⁵	15,000	3.23	8,900 ⁶	6,400 ⁷	6,400 ⁷	1,660 ⁸
	Crew 4WD (w/Max Trailering Package)	Short	7,300	19,100 ⁹	3.42	13,000 ⁹	8,000	8,000	1,820
	Crew 4WD	Standard	7,100 ¹⁰	15,000	3.23	8,900 ⁶	6,200 ¹¹	6,200 ¹¹	1,610 ¹²
	Crew 4WD (w/Max Trailering Package)	Standard	7,300	19,100 ⁹	3.42	13,000 ⁹	7,700	7,700	1,770
	Crew 2WD	Short	7,000	15,000	3.23	9,200	7,600	7,600	1,840
	Crew 2WD (w/Max Trailering Package)	Short	7,100	19,000 ⁹	3.73	13,100 ⁹	8,000	8,000	1,810
3.0L DURAMAX TURBO DIESEL I6	Crew 4WD	Short	7,200 ¹⁰	15,000	3.23	8,800	6,500 ¹³	6,500 ¹³	1,790 ¹⁴
	Crew 4WD (w/Max Trailering Package)	Short	7,300	19,000 ⁹	3.73	13,000 ⁹	8,100	8,100	1,790
	Crew 4WD	Standard	7,200 ¹⁰	15,000	3.23	8,700	6,000 ¹⁵	6,000 ¹⁵	1,740 ¹⁵
	Crew 4WD (w/Max Trailering Package)	Standard	7,300	19,000 ⁹	3.73	12,900 ⁹	7,800	7,800	1,740
	Double 2WD	Standard	6,900	15,000	3.23	9,300	7,600	7,600	1,760
	Double 2WD (w/Max Trailering Package)	Standard	7,100	19,000 ⁹	3.73	13,200 ⁹	8,700	8,700	1,890
	Double 4WD	Standard	7,100	15,000	3.23	9,000	7,300	7,300	1,720
	Double 4WD (w/Max Trailering Package)	Standard	7,300	19,000 ⁹	3.73	13,000 ⁹	8,700	8,700	1,880

¹Maximum Gross Vehicle Weight Rating (GVWR). When properly equipped; includes weight of vehicle, passengers, cargo and equipment. ²Gross Combination Weight Rating (GCWR). When properly equipped; includes weight of vehicle and trailer combination, including the weight of driver, passengers, fuel, optional equipment and cargo in the vehicle and trailer. ³Maximum trailering ratings are intended for comparison purposes only. Before you buy a vehicle or use it for trailering, carefully review the trailering section of the Owner's Manual. The trailering capacity of your specific vehicle may vary. The weight of passengers, cargo and options or accessories may reduce the amount you can trailer. ⁴Base payload ratings are intended for comparison purposes only. Before you buy a vehicle or use it to haul people or cargo, carefully review the vehicle loading section of the Owner's Manual and check the carrying capacity of your specific vehicle on the label on the inside of the driver's doorjamb. ⁵AT4 max GVWR is 7,100 lbs. ⁶AT4 max trailering capacity is 9,000 lbs. AT4X max trailering capacity is 8,700 lbs. ⁷AT4 max trailering capacity is 7,400 lbs. AT4X max trailering capacity is 4,900 lbs. ⁸AT4X base payload is 1,290 lbs. ⁹Requires 20" wheels and tires. ¹⁰AT4 max GVWR is 7,100 lbs. ¹¹AT4 max trailering capacity is 7,000 lbs. ¹²AT4 base payload is 1,610 lbs. ¹³AT4 max trailering capacity is 6,900 lbs. ¹⁴AT4 base payload is 1,670 lbs. ¹⁵AT4 max trailering capacity is 6,600 lbs. ¹⁶AT4 base payload is 1,620 lbs.

POWERTRAIN SPECIFICATIONS

ENGINE SPECIFICATIONS

ENGINE	BORE & STROKE (IN./MM)	BLOCK MATERIAL	CYLINDER HEAD MATERIAL	COMPRESSION RATIO	VALVETRAIN	FUEL DELIVERY	HORSEPOWER	TORQUE
2.7L I4 Turbo High-Output Gas (L3B)	3.63 x 4.01 / 92.25 x 102	Cast aluminum	Cast aluminum	10.0:1	Dual overhead camshafts, four valves per cylinder, continuously Variable Valve Timing	Direct high-pressure fuel injection	310 @ 5600	430 @ 3000
5.3L Gas V8 (L84)	3.78 x 3.62 / 96 x 92	Cast aluminum	Cast aluminum	11.0:1	Overhead valve, two valves per cylinder, Variable Valve Timing	Direct high-pressure fuel injection	355 @ 5600	383 @ 4100
6.2L Gas V8 (L87)	4.06 x 3.62 / 103.25 x 92	Cast aluminum	Cast aluminum	11.0:1	Overhead valve, two valves per cylinder, Variable Valve Timing	Direct high-pressure fuel injection	420 @ 5600	460 @ 4100
3.0L Duramax Turbo Diesel I6 (LZ0)	3.30 x 3.54 / 84 x 90	Cast aluminum	Cast aluminum	15.0:1	Dual overhead camshafts, four valves per cylinder, Variable Valve Timing	High-pressure, common-rail direct injection	305 @ 3750	495 @ 2750

TRANSMISSION SPECIFICATIONS

TRANSMISSION TYPE	FIRST	SECOND	THIRD	FOURTH	FIFTH	SIXTH	SEVENTH	EIGHTH	NINTH	TENTH	REVERSE	FINAL DRIVE RATIO (STD./OPT.)
8L90 8-speed automatic (2.7L)	4.56	2.97	2.08	1.69	1.27	1.00	0.85	0.65	-	-	3.82	3.42/-
10L80 10-speed automatic (5.3L, 6.2L and 3.0L Turbo Diesel)	4.70	2.99	2.16	1.78	1.53	1.28	1.00	0.85	0.69	0.64	4.87	3.23/3.73 diesel 3.23/3.42 gas

VEHICLE SPECIFICATIONS

SIERRA CREW CAB

Sierra Crew Cab comes with either a short bed or available standard bed.

WHEELBASE

147.4"-157.0"

REAR LEG ROOM

43.4"

FRONT HEAD ROOM

43.0"

PASSENGER CAPACITY

Seating for up to 6

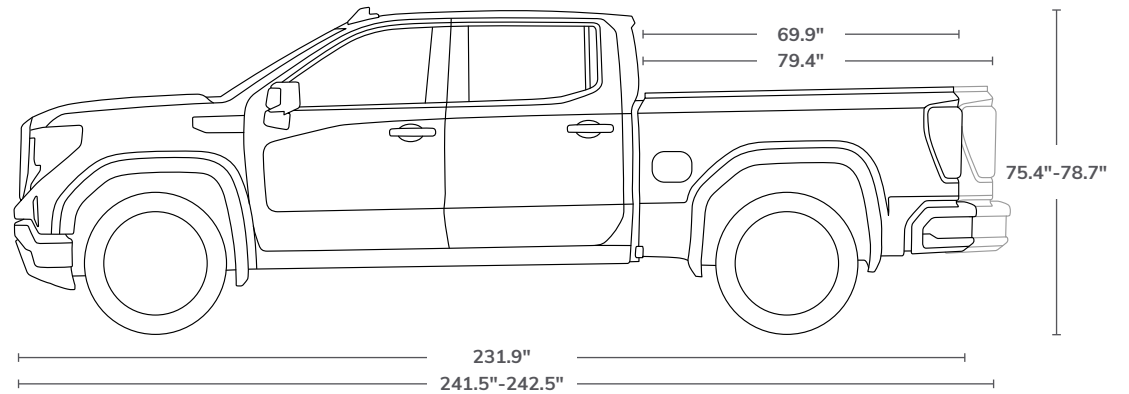
MAX CARGO VOLUME

62.9 cu. ft.¹ (short bed)

71.7 cu. ft.¹ (standard bed)

FRONT LEG ROOM

44.5"



SIERRA DOUBLE CAB

Sierra Double Cab comes with a standard bed.

WHEELBASE

147.4"

REAR LEG ROOM

35.2"

FRONT HEAD ROOM

43.0"

PASSENGER CAPACITY


Seating for up to 6

MAX CARGO VOLUME

71.7 cu. ft.¹

FRONT LEG ROOM

44.5"



SIERRA REGULAR CAB

Sierra Regular Cab comes with a standard bed or available long bed.

WHEELBASE

126.5"-139.6"

FRONT SHOULDER ROOM

66.0"

FRONT HEAD ROOM

43.1"

PASSENGER CAPACITY

Seating for up to 3

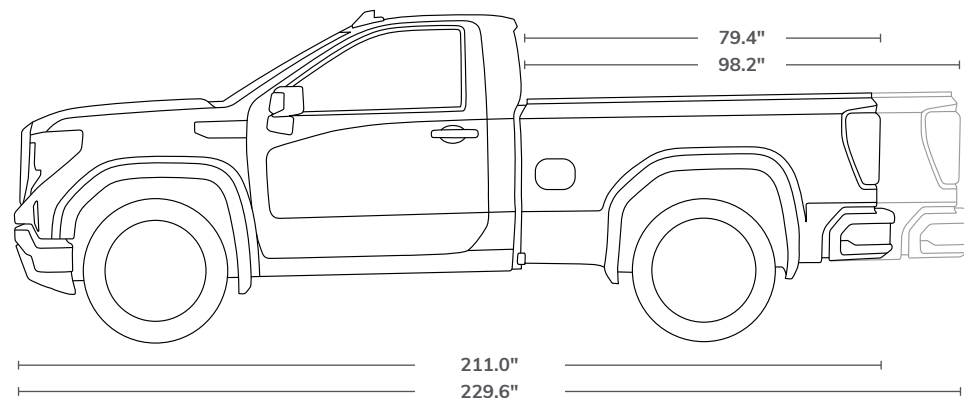
MAX CARGO VOLUME

71.7 cu. ft.¹ (standard bed)

89.1 cu. ft.¹ (long bed)

FRONT LEG ROOM

44.5"



¹Cargo and load capacity limited by weight and distribution.

YOUR SIERRA AWAITS

SIERRA 1500 CAB AND BED CONFIGURATIONS



PRO



SLE



ELEVATION



SLT



AT4




NEW 2023 AT4X




DENALI




DENALI ULTIMATE




REGULAR CAB STANDARD BED
Standard on Pro.




REGULAR CAB LONG BED
Available on Pro.



DOUBLE CAB STANDARD BED
Available on Pro, SLE and Elevation.



CREW CAB SHORT BED
Available on Pro, SLE, Elevation, SLT, AT4, AT4X, Denali and Denali Ultimate.



CREW CAB STANDARD BED
Available on Pro, SLE, Elevation, SLT, AT4 and Denali.

TRAILERING HIGHLIGHTS

PROGRADE TRAILERING SYSTEM

GMC's available ProGrade Trailering System includes advanced technologies for increased views and confidence. It helps when hooking up your trailer, while on the road and when backing your trailer into place.

IN-VEHICLE TRAILERING APP¹

The available in-vehicle Trailering App¹ is integrated into Sierra's infotainment system² and includes trailering label information and the ability to create five defined trailer profiles based on trailer name, trailer type and trailer hitch type. There are also maintenance reminders, predeparture checklists, a Trailer Light Sequence Test, a Trailer Tire Pressure Monitoring System,³ a Gross Combined Weight Rating Alert and a counter for trailer mileage and fuel economy.

myGMC MOBILE APP⁴


The available myGMC Mobile App⁴ allows you to create and manage trailer profiles (shareable with other compatible Sierra owners), run a Trailer Light Sequence Test to help ensure trailer lights are in working order, reference predeparture checklists and use a Trailer Load Calculator to determine the combined weight of your vehicle and trailer. You can view and receive alerts on key components of your trailer such as tire pressure monitoring³ and trailer miles. There's also a glossary filled with trailering-related materials.

SMART TRAILER INTEGRATION

The available ASA Electronics iN•Command[®] Control System⁵ is designed to integrate with and be accessible through the myGMC Mobile App⁴ (on compatible iPhones[®] and Android[™] smartphones) or on the infotainment system via Apple CarPlay^{®6} and Android Auto⁷ compatibility. The iN•Command Control System allows you to monitor and control a range of smart system functions such as water tank levels, climate controls and power slide-outs in recreational trailers equipped with GlobalConnect technology.

¹App functionality and features vary with vehicle equipment and trim level. Data connection may be required. Some features require active service plan and working electrical system. Terms and limitations apply. ²Functionality varies by model. Full functionality requires compatible Bluetooth and smartphone, and USB connectivity for some devices. ³Requires available Trailer Tire Pressure Monitoring System and installation of trailer tire pressure monitor sensors. ⁴Available on select Apple[®] and Android devices. Service availability, features and functionality vary by vehicle, device and the plan you are enrolled in. Terms apply. Device data connection required. See onstar.com for details and limitations. ⁵iN•Command is provided by ASA Electronics and is designed to operate within 30 feet of the trailer. Works with trailers equipped with iN•Command Control System with GlobalConnect via Bluetooth connection. Control and monitoring functionality varies by trailer manufacturer model and installed options. Use of the iN•Command Control System feature through the myGMC Mobile App requires an active service plan. User terms apply. See onstar.com for details and limitations. ⁶Vehicle user interface is a product of Apple[®] and its terms and privacy statements apply. Requires compatible iPhone[®] and data plan rates apply. Apple CarPlay, Siri, iPhone and Apple Music are trademarks of Apple, Inc., registered in the U.S. and other countries. ⁷To use Android Auto on your car display, you need a compatible Android smartphone with an active data plan. You can check which smartphones are compatible at g.co/androidauto/requirements. Android and Android Auto are trademarks of Google LLC.

myGMC MOBILE APP



INNOVATIVE WAYS TO TAKE CONTROL

The available myGMC Mobile App¹ helps elevate your ownership experience in many ways. It's also a powerful and useful tool when it comes to trailering.

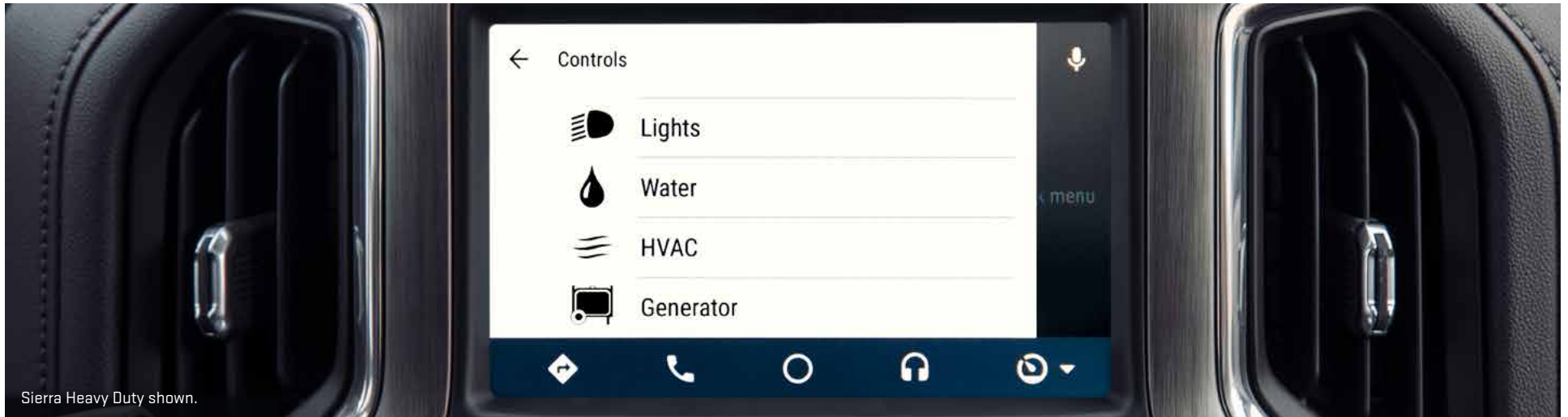
IN A PROPERLY EQUIPPED VEHICLE, YOU'LL HAVE THESE USEFUL FUNCTIONS AT YOUR FINGERTIPS:

- TRAILER LIGHT SEQUENCE TEST
- TRAILER TIRE PRESSURE ALERTS²
- LOAD CALCULATOR
- MAINTENANCE REMINDERS
- PREDEPARTURE CHECKLISTS
- MILEAGE AND FUEL ECONOMY COUNTER
- PROFILE SHARING
- SMART TRAILER CONTROLS
- GLOSSARY OF TERMS

¹Available on select Apple® and Android devices. Service availability, features and functionality vary by vehicle, device and the plan you are enrolled in. Terms apply. Device data connection required. See onstar.com for details and limitations.

²Requires available Trailer Tire Pressure Monitoring System and installation of trailer tire pressure monitor sensors.

SMART TRAILER INTEGRATION



PUTTING YOU IN COMMAND LIKE NEVER BEFORE

The available Smart Trailer Control System effectively turns your smartphone into a remote control. Accessible through the myGMC Mobile App¹ (on compatible iOS and Android smartphones) or through the infotainment system (via Apple CarPlay^{®2} and Android Auto³ compatibility), the Smart Trailer Control System allows you to control many of your compatibly equipped iN•Command Control System⁴ trailer functions through a Bluetooth⁵ connection. It's a seamless way to stay informed and in command.

TAKE CONTROL OF THE FOLLOWING FUNCTIONS AND SYSTEMS IN YOUR COMPATIBLE ATTACHED TRAILER:

- ADJUST CLIMATE CONTROLS
- TURN THE WATER PUMP ON/OFF
- TURN THE HEATER ON/OFF
- TURN INTERIOR LIGHTS ON/OFF
- TURN EXTERIOR LIGHTS ON/OFF
- CHECK REAL-TIME STATUS OF THE WATER TANK LEVEL
- CHECK REAL-TIME STATUS OF THE BATTERY LIFE
- CHECK FUEL LEVEL OF THE GENERATOR
- PRIME AND START THE GENERATOR
- OPEN AND CLOSE SLIDE-OUTS (VEHICLE AND TRAILER MUST BE PARKED)
- OPEN AND CLOSE AWNINGS (VEHICLE AND TRAILER MUST BE PARKED)
- ADJUST JACKS (VEHICLE AND TRAILER MUST BE PARKED)


¹Available on select Apple[®] and Android devices. Service availability, features and functionality vary by vehicle, device and the plan you are enrolled in. Terms apply. Device data connection required. See onstar.com for details and limitations.
²Vehicle user interface is a product of Apple[®] and its terms and privacy statements apply. Requires compatible iPhone[®] and data plan rates apply. Apple CarPlay, Siri, iPhone and Apple Music are trademarks of Apple, Inc., registered in the U.S. and other countries.
³To use Android Auto on your car display, you need a compatible Android smartphone with an active data plan. You can check which smartphones are compatible at g.co/androidauto/requirements. Android and Android Auto are trademarks of Google LLC.
⁴iN•Command is provided by ASA Electronics and is designed to operate within 30 feet of the trailer. Works with trailers equipped with iN•Command Control System with GlobalConnect via Bluetooth connection. Control and monitoring functionality varies by trailer manufacturer model and installed options. Use of the iN•Command Control System feature through the myGMC Mobile App requires an active service plan. User terms apply. See onstar.com for details and limitations.
⁵Go to my.gmc.com/learn to find out which phones are compatible with the vehicle.

SIERRA CAMERA SYSTEM

UP TO

14 AVAILABLE
CAMERA
VIEWS¹

1. TRANSPARENT TRAILER VIEW (REQUIRES COMPATIBLE CONVENTIONAL TRAILER)
2. HITCH VIEW
3. CARGO BED VIEW (WITH ZOOM VIEW AND HITCH GUIDANCE)
4. FRONT CAMERA VIEW
5. REAR CAMERA VIEW
6. SURROUND VIEW
7. FRONT TOP-DOWN VIEW
8. REAR TOP-DOWN VIEW
9. FRONT SIDE VIEW
10. REAR SIDE VIEW (WITH TRAILER BIASING) (REQUIRES COMPATIBLE CONVENTIONAL TRAILER)
11. REAR TRAILER VIEW (WITH GUIDELINES AND TRAILER ANGLE INDICATOR) (REQUIRES COMPATIBLE CONVENTIONAL TRAILER)
12. INSIDE TRAILER VIEW
13. PICTURE-IN-PICTURE SIDE VIEW
14. REAR CAMERA MIRROR



¹Safety or driver-assistance features are no substitute for the driver's responsibility to operate the vehicle in a safe manner. Read the vehicle Owner's Manual for important feature limitations and information. Some camera views require available accessory camera and installation. Not compatible with all trailers. See your dealer for details.

SIERRA CAMERA-VIEW COMPATIBILITY

CAMERA-VIEW COMPATIBILITY

ALL TRAILERS MAY NOT BE COMPATIBLE. THIS CHART IS FOR REFERENCE ONLY.

CAMERA VIEW	HITCH TYPE	TRAILER TYPE	DIMENSIONS REQUIRED
Rear Trailer View With Trailer Angle Indicator ¹	Conventional ²	Box/Enclosed ³	Yes
Rear Trailer View ¹	Most	Most	N/A
Rear Side View	Most	Most	N/A
Rear Side View With Trailer Biasing	Conventional ²	Box/Enclosed ³	Yes
Rear Side View With Trailer Length Indicator (turn-signal activated)	Conventional ²	Box/Enclosed ³	Yes
Transparent trailer view ⁴	Conventional ²	Box/Enclosed ³	Yes
Jack-Knife Alert	Conventional ²	Box/Enclosed ³	Yes
Picture-in-Picture Side View ¹	Most	Most	N/A
Inside Trailer View ¹	Most	Most	N/A
Bed View	N/A	N/A	N/A
Bed View With Zoom and Hitch Guidance	N/A	N/A	N/A
Hitch View	Conventional ²	Most	N/A

Safety or driver-assistance features are no substitute for the driver's responsibility to operate the vehicle in a safe manner. The driver should remain attentive to traffic, surroundings and road conditions at all times. Visibility, weather and road conditions may affect feature performance. Read the vehicle Owner's Manual for more important feature limitations and information.

¹Requires available accessory camera and installation. Not compatible with all trailers. See your dealer for details. ²Conventional trailer hitch type is any trailer that connects to a trailer hitch using a coupler and ball mount, as opposed to a fifth-wheel or gooseneck connection. ³Box/enclosed trailer is a type of trailer that has walls and a roof to completely enclose cargo and keep it protected from the elements. ⁴Requires available accessory camera and installation. Not compatible with all trailers. See your dealer for details. This camera view has a trailer-length limitation of 32 feet.

CALIBRATION TIPS FOR TRANSPARENT TRAILER VIEW

FOLLOW THESE CALIBRATION TIPS FOR SUCCESSFUL SETUP:

Drive below 31 mph	Driving faster may delay calibration.
Drive straight	Excessive steering may extend calibration time.
Use good light	Calibration should be attempted when there is enough light.
Set up in good weather	Calibration during snow or heavy rain should be avoided.
Use a flat, defined road	Avoid gravel, dirt or unmarked roads.
Use the proper connection	Ensure that the camera is connected to the correct input.
Use the correct location	The accessory camera should be mounted and angled inside the defined mounting location (see camera installation instructions).
Check for a clean lens	Cameras obstructed by dirt or debris may hinder calibration.
Check for a clear view	The accessory trailer camera should have an unobstructed view (no spare tire, bike/cargo racks, etc.). Shadows may be perceived as obstructions. Attempt to calibrate while driving in an alternate direction if possible.
Ensure dimensions are correct	Enter accurate measurements made to the nearest inch.
Measure correctly	Use the width of the box of the trailer. Do not include the width of the wheels. This helps transparent trailer view and Jack-Knife Alert to work accurately.
Measure V-nose trailers correctly	For V-nose trailers, when measuring the distance between the ball and the front of the trailer, you should measure the distance to the widest part of the trailer, not to the point on the nose.

Safety or driver-assistance features are no substitute for the driver's responsibility to operate the vehicle in a safe manner. The driver should remain attentive to traffic, surroundings and road conditions at all times. Visibility, weather and road conditions may affect feature performance. Read the vehicle Owner's Manual for more important feature limitations and information.

Transparent trailer view requires available accessory camera and installation. Not compatible with all trailers. See your dealer for details. This camera view has a trailer-length limitation of 32 feet.

AVAILABILITY

SELECT TRAILERING TECHNOLOGY AVAILABILITY BY VEHICLE

	SIERRA 1500	2023 SIERRA 2500 HEAVY DUTY	2023 SIERRA 3500 HEAVY DUTY
In-vehicle Trailering App ¹	○	○	○
myGMC Mobile App ²	○	○	○
Smart trailer integration	○	○	○
Traction Select System with Tow/Haul mode	○	○	○
Auto electric parking brake	○	○	○
Park Grade Hold Assist	—	●	●
Hill Start Assist	●	●	●
Diesel Exhaust Brake System	○	○	○
Diesel After-Run	—	○	○
Trailering mirrors	○	●	●
Integrated trailer brake controller	○	○	○
Trailer Sway Control	●	●	●
Transmission temperature gauge	○	○	○
Hitch Guidance ³	○	○	○
Rear Vision Camera ³	●	●	●
High Definition Surround Vision ³	○	○	○
Trailering hitch platform	○	●	●
7-wire harness with independent fused trailering circuits	●	●	●
7-pin and 4-pin connector	○	●	●
7-pin connector and 2 auxiliary camera ports	○	○	○
Up to 14 camera views ⁴ including transparent trailer view ⁵	○	—	—
Up to 15 camera views ⁴ including transparent trailer view ⁵	—	○	○
Rear Trailer Guidelines with Trailer Angle Indicator ⁵	○	○	○
Trailer Length Indicator ⁵	○	○	○
Jack-Knife Alert ⁵	○	○	○

FOR MORE INFORMATION ON THESE TECHNOLOGIES, VISIT GMC.COM.

● Standard ○ Available — Not Available

¹App functionality and features vary with vehicle equipment and trim level. Data connection may be required. Some features require active service plan and working electrical system. Terms and limitations apply. ²Available on select Apple® and Android devices. Service availability, features and functionality vary by vehicle, device and the plan you are enrolled in. Terms apply. Device data connection required. See onstar.com for details and limitations. ³Safety or driver-assistance features are no substitute for the driver's responsibility to operate the vehicle in a safe manner. Read the vehicle Owner's Manual for important feature limitations and information. ⁴Safety or driver-assistance features are no substitute for the driver's responsibility to operate the vehicle in a safe manner. Read the vehicle Owner's Manual for important feature limitations and information. Some camera views require available accessory camera and installation. Not compatible with all trailers. See your dealer for details. ⁵Feature not compatible with fifth-wheel or gooseneck trailers.

IMPORTANT TERMS

CURB WEIGHT

The weight of a vehicle with all of the standard and optional equipment and a full tank of fuel, but without any passengers or cargo.

GROSS VEHICLE WEIGHT (GVW)

The combined weight of the vehicle and all passengers and cargo.

GROSS VEHICLE WEIGHT RATING (GVWR)

This number is the maximum amount a tow vehicle may weigh. Everything that contributes to the weight of the tow vehicle is featured in this rating, including the weight of the vehicle, driver and all passengers, fuel, payload, tongue load of the trailer, the weight of the hitch and all optional equipment. The GVWR is displayed on the driver's door or door-lock pillar label of your GMC vehicle. The GVW must never exceed the GVWR.

GROSS COMBINED WEIGHT (GCW)

The GVW plus the loaded trailer weight.

GROSS COMBINED WEIGHT RATING (GCWR)

The total allowable weight of the completely loaded vehicle and trailer, including any fuel, passengers, cargo, equipment and accessories.

CARGO WEIGHT

The weight of all items added to the curb weight of the vehicle, including cargo and optional equipment. When towing, cargo weight also includes the trailer tongue or hitch weight.

MAX PAYLOAD

The maximum allowable weight of passengers plus cargo that the vehicle is designed to carry.

GROSS AXLE WEIGHT (GAW)

The total weight placed on a single axle (front or rear).

GROSS AXLE WEIGHT RATING (GAWR)

This is the weight that each axle is capable of supporting. The load on each axle must not exceed the GAWR. The GAWR for each GMC vehicle is displayed on the driver's door or door-lock pillar label.

GROSS TRAILER WEIGHT

The weight of a loaded trailer.

TONGUE (OR HITCH) WEIGHT

The tongue weight is the total amount of trailer weight that is pressing down on the trailer hitch. Keep in mind that the way a trailer is loaded affects the overall tongue weight and will also affect the handling of the tow vehicle when trailering.

TRAILER HITCH TYPES

SELECTING THE RIGHT HITCH

Choosing the right hitch and making the proper electrical connections affect how your vehicle handles, corners and brakes, and allow you to alert other drivers of your intentions. Before selecting a hitch or trailering package, you should be familiar with the weight ratings specific to your GMC vehicle.

WEIGHT-CARRYING HITCH

This consists of a hitch ball mounted on a step bumper or draw bar, or a tow eye latched to a pintle hook. Hitch balls are available in a range of sizes. Make sure that the diameter of your hitch ball matches your trailer coupler. Also check that the ball and ball mount meet or exceed the Gross Trailer Weight Rating.

WEIGHT-DISTRIBUTING HITCH

This is most often used for heavier trailering. This hitch type more evenly distributes the trailer load by using spring bars to shift some of the hitch weight forward onto the tow vehicle's front axle and rearward to the trailer's axles.

FIFTH-WHEEL HITCH AND GOOSENECK HITCH

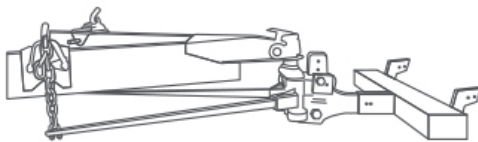
These are designed for heavy trailering. Located in the bed of the truck, these hitch types are most frequently used with travel trailers, horse trailers and other large trailers.



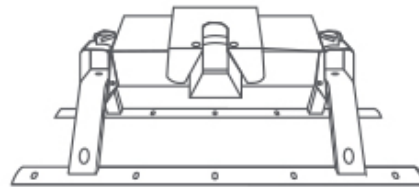
HITCH BALL ON STEP BUMPER



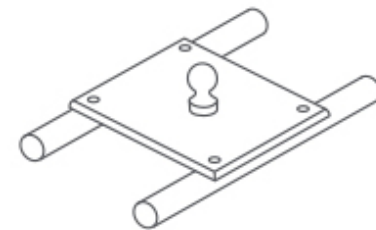
HITCH BALL ON DRAW BAR



WEIGHT-DISTRIBUTING HITCH



FIFTH-WHEEL HITCH



GOOSENECK HITCH

TRAILER TYPES

CONVENTIONAL TRAILER

While typically used to describe recreational trailers, such as campers or boat trailers, conventional trailers generally utilize a ball-type hitch.



FIFTH-WHEEL TRAILER

Fifth-wheel trailers can be slightly larger than conventional trailers and offer a wide range of configurations. These trailers are designed specifically for pickups equipped with a fifth-wheel hitch.



GOOSENECK TRAILER


Gooseneck trailers place the hitch weight of the trailer over the rear axle of the truck rather than the rear bumper.




Sierra Heavy Duty shown.

HOW TO READ A TRAILERING LABEL

Jul 28 2022 23:57:25 1F3 2GA3695051

gm TRAILERING INFORMATION 


 XXXXXXXXXXXXXXXXXXXX

VEHICLE AND TRAILER MUST NOT EXCEED ANY OF THESE VALUES.

GVWR:	4972 KG / 10960 LBS
GCWR:	11793 KG / 26000 LBS
RGAWR:	2994 KG / 6600 LBS
CURB WEIGHT:	3397 KG / 7488 LBS
MAX PAYLOAD:	1575 KG / 3472 LBS

SAE J2807 TRAILER WEIGHT RATING (TWR) FOR VEHICLE CONFIGURATION.

CONVENTIONAL TWR:	6577 KG / 14500 LBS
MAX TONGUE WEIGHT:	658 KG / 1450 LBS
GOOSENECK TWR:	8237 KG / 18160 LBS
MAX TONGUE WEIGHT:	1238 KG / 2730 LBS

SEE OWNER'S MANUAL  FOR MORE INFORMATION

Sierra Heavy Duty trawling label shown.

Included on all Sierra models is a Trawling Information label.

A GVWR = GROSS VEHICLE WEIGHT RATING

This number is the maximum amount a tow vehicle may weigh. Everything that contributes to the weight of the tow vehicle is featured in this rating, including the weight of the vehicle, driver and all passengers, fuel, payload, tongue load of the trailer, the weight of the hitch and all optional equipment. The GVWR is displayed on the driver's door or door-lock pillar label of your GMC vehicle. The Gross Vehicle Weight must never exceed the GVWR.

B GCWR = GROSS COMBINED WEIGHT RATING

The total allowable weight of the completely loaded vehicle and trailer, including any fuel, passengers, cargo, equipment and accessories.

C RGAWR = REAR GROSS AXLE WEIGHT RATING

This is the weight that the rear axle is capable of supporting. The load on the axle must not exceed the RGAWR. The RGAWR for each GMC vehicle is displayed on the driver's door or door-lock pillar label.

D MAX PAYLOAD

The maximum allowable weight of passengers plus cargo and any trailer tongue weight that the vehicle is designed to carry.

E TWR = TRAILER WEIGHT RATING

This section of the label provides the ratings for your vehicle's specific configuration.