


EXTERIOR COLOURS




Ebony (202)



Cherry (3P0)



Solar Yellow (576)



Glacier White (040)



Slate (1E3)*



Galaxy Blue (8M6)*



Quick Silver (1E7)*

NOTE * > Indicates Mica or Metallic paint which may be available at extra cost.



TOYOTA MR2

21% OXYGEN

45% MINERAL

100% PURE SPORTS CAR

TECHNICAL SPECIFICATIONS		MR2 SPYDER
MODEL		MR2 Spyder
ENGINE		
Type	4 Cylinder in-line	
Name	1ZZ-FE	
Fuel System	Electronic sequential multi-point Fuel Injection	
Valve Mechanism	Variable Valve Timing intelligent VVT-i	
Valve Train	Twin Cam	
Displacement (cc)	1794	
Bore and Stroke (mm)	79.0 x 91.5	
Compression Ratio	10.0:1	
Max. Power (kW/rpm - SAE)	103/6400	
Max. Torque (Nm/rpm - SAE)	170/4200	
Fuel Type	91 RON Unleaded	
Ignition System	Distributorless, Electronic with Toyota Direct Ignition System	
DRIVETRAIN		
Configuration	Mid-engine rear wheel drive	
TRANSMISSION		
Type	Six speed sequential manual transmission with short throw gear lever or operation via E-Shift buttons on the steering wheel. Automatic clutch operation	
Gear Ratios:	1st	3.166
	2nd	1.904
	3rd	1.392
	4th	1.031
	5th	0.815
	6th	0.725
	Reverse	3.250
Diff Ratio	4.312	
Differential	Limited slip differential - Helical gear torque sensing	
STEERING		
Type	Electro-Hydraulic power assisted rack and pinion	
Turning Circle (kerb to kerb - m)	10.0	
BRAKES		
System	Tandem vacuum boosted dual circuit	
Front	Ventilated discs with single piston and floating caliper	
Rear	Ventilated discs with single piston and floating caliper	
ABS - Anti Skid Brakes	Standard - 4 sensor, 4 channel type with Brake Assist	
SUSPENSION		
Front Type	Independent MacPherson struts with lower L-arm, coil spring, gas shock-absorbers and ball joint mounted stabiliser bar	
Rear Type	Independent MacPherson struts, dual-link lower arm with control rod, coil springs, gas shock-absorbers and ball joint mounted stabiliser bar	
WHEELS		
Tyres	Front: P185/55VR15 Rear: P215/45WR16	
Rims	Front: 15x6.00J Alloy. Rear: 16x7.00J Alloy.	
DIMENSIONS		
Overall Length (mm)	3895	
Overall Width (mm)	1695	
Overall Height (mm)	1240	
Wheelbase (mm)	2450	
Front Track (mm)	1475	
Rear Track (mm)	1460	
Ground Clearance (mm)	140	
WEIGHTS/CAPACITIES		
Kerb Weight (kg)	1010-1045	
Gross Vehicle Weight (kg)	1240	
Seating Capacity	2	
Luggage Capacity (Litres)	113	
Fuel Capacity (Litres)	48	
WARRANTY		
Mechanicals/paint	3 Years/100,000km [^]	
Service Intervals	10,000 km/12 months [^] ▲	

IMPORTANT NOTICE - PLEASE READ

You MUST check all information with your Authorised Toyota Dealer prior to placing your order to ensure the vehicle you want is available. Toyota Australia has used every reasonable endeavour to ensure that the information in this brochure is correct at the time of publication. However, because the availability of vehicles with certain specifications, equipment and colours may vary from time to time you should not rely on this brochure but should contact your authorised Toyota Dealer to confirm that the information in this brochure is up to date. When ordering a vehicle, you should check with your Toyota dealer to ensure that your chosen vehicle specifications, equipment and colour are available and that the desired vehicle can be delivered in a time frame that is suitable to you. Toyota Australia may alter any details contained in this brochure at any time. To the extent allowed by law, Toyota Australia will not be liable for any reliance you place upon this brochure. Colours shown in this brochure may vary from actual colours due to the printing process. Distributed nationally by Toyota Motor Corporation Australia Limited ACN 009 686 097, ABN 64 009 686 097, Corner Captain Cook Drive and Gammons Road, Caringbah NSW 2229. Part No. MR21004SV. Printed OCTOBER 2004.

FEATURES MECHANICAL	MR2 SPYDER
1.8L Twin-Cam Multi-Valve VVT-i Engine	S
6 Speed sequential manual transmission, with steering wheel mounted E-shift buttons	S
4 Wheel Disc Brakes	S
ABS - Anti Skid Brakes with Brake Assist	S
Vehicle Stability/Swerve Control	S
Traction Control	S
4 Wheel Independent Suspension with stabiliser bars	S
Electronic-Hydraulic power assisted rack and pinion steering	S

EXTERIOR	
Convertible roof - manual operation	S
Body coloured bumpers	S
Multi reflector type headlights	S
Projector type low beam headlights	S
Front fog lamps	S
Black radiator grille	S
Body coloured mirrors	S
Body coloured door handles	S
Tinted laminated windscreen	S
Tinted side glass	S
Alloy wheels	S
Metallic/Mica paint	O
Touch up paint	S

INTERIOR TRIM & SEATING	
Sports cloth seat trim	S
Black leather seat trim with perforated leather inserts	O
Sports front bucket seats with integral headrests	S
Driver's seat tilt adjustable cushion - 2 way	S
Chrome gear knob	S
Leather bound sports steering wheel with E-shift buttons	S
Moulded door trims with fabric insert	S
Moulded door trims with leather insert	O
Cutpile floor carpet	S
Floor mats	D/F
Fully lined luggage area behind seats	S
Vinyl sunvisors	S

FEATURES	
Air Conditioning - Manual type	O
Rotary type ventilation / heater controls	S
Power front windows with one-touch auto down on driver's window	S
Instruments & Controls	
Electro-Hydraulic power steering	S
Tilt adjustable steering column	S

FEATURES (cont)	MR2 SPYDER
Sports type triple dial instrumentation	S
Twin electronic tripmeters	S
Power mirrors	S
Left hand convex exterior mirror	S
Interior Day/Night mirror	S
Sports pedals - drilled brushed alloy type	S
Driver's left footrest	S
Variable intermittent windscreen wipers	S
Rear window demister	S
Headlamp on - audible warning	S
Tachometer	S
Gear shift position indicator in dashboard	S
Low fuel warning lamp	S
Digital clock	S
Lighting	
Interior dome light	S
Illuminated driver's power window switch	S
Storage	
Lockable glovebox	S
Storage compartment with lid in dashboard	S
Full length centre console with storage box/cupholder	S
Coin holder in dash	S
Front door pockets	S
Storage compartments behind seats	S
Sealed storage compartment in front bonnet	S
Cupholders - in front and centre console	S
Front ashtray and cigarette lighter	S

SOUND SYSTEM	
Electronic tune AM/FM radio and MP3 compatible	
6 disc in-dash CD changer through 4 speakers including door mounted tweeters	S ⁺
Power operated aerial	S

SAFETY	
ABS Anti-skid brakes with Brake Assist	S
Vehicle Stability/Swerve Control	S
Traction Control	S
Brake pedal retraction system in frontal collision	S
Driver's and Front Passenger's SRS airbags	S
Front seatbelt Pre-tensioners with forcelimers	S
Drivers' seatbelt warning lamp	S
Side door anti-intrusion beams	S
Energy absorbing steering column	S
High-mount rear stop lamp	S
Door ajar warning lamp	S

SECURITY	MR2 SPYDER
Integrated Engine immobiliser with alarm	S
Panic alarm	S
Remote Control Central Locking	S
Remote Engine hood release with lockout	S
Key in ignition/door lockout override	S
Lockable glovebox	S
Bonnet lid release in lockable glove box	S
Remote fuel lid release with lockout	S
Fuel cap holder	S
Security coded radio	S

KEY

- S = Standard fitment.
- O = Optional (Available at extra cost).
- D/F = Dealer Fit (Available at extra cost).
- ^ = Whichever occurs first.
- ▲ = Under normal operating conditions.
- + = Only available from August 2004 production vehicles.

 TOYOTA EXTRA CARE




TOYOTA ON THE WORLD WIDE WEB

For a comprehensive guide on the entire range of Toyota vehicles, accessories, merchandise and a whole lot more, visit our Internet Home Page at: toyota.com.au

TRIM & COLOUR OPTIONS

	MR2 SPYDER
Colour Description	B
Glacier White 040	
Ebony 202	
Cherry 3P0	
Galaxy Blue 8M6*	
Solar Yellow 576	
State 1E3*	
Quick Silver 1E7*	

B Black Coloured Trim

 Denotes paint availability

NOTE

Variations between the colours shown and actual paint colours may occur due to the printing process. Actual vehicle colours may appear different under certain light conditions. Model shown for illustrative purposes only. Other models may have different specifications, please refer to your dealer for details.

* > Indicates Mica or Metallic paint which may be available at extra cost.

Cover shot: MR2 Spyder shown.

O H W H A T A F E E L I N G !  TOYOTA

