

**BMW 7 Series**

740i  
740Li  
750i  
750Li  
760Li



**The Ultimate  
Driving Machine**































BMW-Assist Communication OB data 15°C  
Climate ON-BOARD-COMP. Navigation  
Settings Entertainment Help  
Arrival 14:10  
To dest. 467  
Range 279  
Consumption 11.4  
Speed 119.9  
09.08.05 10:57 AM



AIRBAG



## Equipment.



□ **Multifunction steering wheel** – The set of buttons on the left is for all telephone functions as well as radio volume control. The buttons on the right activate the Steptronic function, the sports program, and the radio search mode. One button can be freely programmed, for example for repeating navigation messages. No cost option on all 7 Series models.



■ **Sports leather steering wheel** with three spokes. Sporting look, easy control. Integrated buttons for controlling Steptronic or the radio while keeping your hands safely on the steering wheel. Further control functions for the telephone, voice and audio control. Extra button for an additional programmable feature.



■ **Navigation system** presenting information in the dazzle-free 8.8-inch Control Display including BMW Professional radio. Driving information provided by the voice computer with further data added by the direction arrow (on the Info display) or map.



■ The **Control Display** for the iDrive system incorporates an 8.8 inch LCD screen that enables easy access to information close to the drivers field of vision.



■ **Radio BMW Professional CD.** Includes in-dash CD, automatic volume control and two tuner reception for stronger radio signal.



□ **Rear-seat monitor.** Using the 16:9 screen, you can conveniently control the radio or HiFi loudspeaker systems, the navigation system and the TV function (even while driving). This option includes a Controller at the rear and boot mounted DVD changer.



□ **Active cruise control** enables comfortable driving at a pre-set speed. When driving in traffic, your BMW automatically adapts to the speed of the preceding vehicle and maintains a pre-set distance (standard on 760Li).



■ **Xenon headlights** for the low and high beam, including dynamic headlight range control. This sophisticated light system ensures much better illumination of the road ahead and to the side. Xenon headlights in ellipsoid technology offer a very high standard of light intensity and a very smooth, consistent spread of light on the road.



## Equipment.



□ **BMW light-alloy wheels, Double-spoke 174**, 8 J x 18", 245/50 R 18 tyres. No cost option for 740i/Li and 750i/Li.



□ **BMW light-alloy wheels, Spoke styling 176** with different-sized tyres front and rear, 9 J x 19" rims at the front, 245/45 R 19 tyres, 10 J x 19" rims at the rear, 275/40 R 19 tyres. No cost option for 750i/Li and 760Li. Snow chains cannot be fitted.



□ **BMW light-alloy wheels, Star-spoke 95** with different sized tyres front and rear, 9 J x 19" rims at the front, 245/45 R 19 tyres, 10 J x 19" rims at the rear, 275/40 R 19 tyres. Standard on 750i/Li. No cost option for 760Li. Snow chains cannot be fitted.



■ **BMW light-alloy wheels, Star-spoke 175**, 8 J x 18", 245/50 R 18 tyres. Standard on 740i/Li. No cost option for 750i/Li.



□ **BMW light-alloy wheels, Y-spoke 149**, with different-sized tyres front and rear, 9 J x 20" rims at the front on 245/40 R 20 tyres, 10 J x 20" rims at the rear on 275/35 R 20 tyres. Optionally available on the 740i and 750i in conjunction with optional Sport Package. Snow chains cannot be fitted.



□ **The Sport Package** provides a unique combination of dynamic motoring with the supremacy of the BMW 7 Series. Featuring sports suspension (the chassis lowered by 20 mm at the front and 10 mm at the rear), Dynamic drive, 19-inch light-alloy wheels in V styling 126 (as an option also with 20-inch light-alloy Y-spoke 149 wheels), high-gloss satin chrome, the exterior emphasizes the sporting character of this outstanding car at very first sight. Inside, sports seats in Pearl Leather, the sports leather steering wheel and interior trim in Vavona Grey high-quality wood accentuate the powerful character of the car. (Available on the 740i and 750i with 750i retaining comfort seats, Nasca leather and high gloss Ash wood trim.)



## Standard equipment | Optional equipment

Safety	740i	740Li	750i	750Li	760Li
<b>Active Cruise Control</b>	☐	☐	☐	☐	■
<b>Adaptive Headlights</b>	■	■	■	■	■
<b>Airbags:</b>					
– Driver and front passenger airbags (impact-dependent airbag system), seat occupancy detection for front passenger airbag	■	■	■	■	■
– Head and side airbags front and rear	■	■	■	■	■
<b>Alarm system</b> with remote control	■	■	■	■	■
<b>Anti-lock brake system (ABS)</b>	■	■	■	■	■
<b>Brakes:</b>					
– Disc brakes at the front with aluminium swing callipers, disc brakes at the rear with grey-cast iron swing callipers, inner-vented	■	■	■	■	■
<b>Central locking</b> with electronic immobiliser, crash sensor; tank filler flap integrated in central locking	■	■	■	■	■
<b>Centre lock switch</b>	■	■	■	■	■
<b>Dynamic Stability Control (DSC)</b> incl. traction mode	■	■	■	■	■
<b>Fog lamps</b> in ellipsoid free-form technology	■	■	■	■	■
<b>Headlight cleaning system</b>	■	■	■	■	■
<b>High-beam assist</b>	■	■	■	■	■
<b>Park Distance Control (PDC)</b> front and rear, with visual message	■	■	■	■	■
<b>Power steering</b> with crash-optimised safety steering column	■	■	■	■	■
<b>Protective glazing</b>	☐	☐	☐	☐	■
<b>Rain sensor</b> incl. headlight and windsreen wiper control with anti-mist sensor	■	■	■	■	■
<b>Safety battery terminal</b>	■	■	■	■	■
<b>Safety body:</b>					
– Deformation zones front and rear, door reinforcements made of aluminium, bumpers regenerating to their original shape in impacts up to 6 km/h	■	■	■	■	■
<b>Seat belts:</b>					
– Inertia-reel seat belts at the front with pyrotechnical belt latch tensioner, adaptive belt force limiter and belt restrainer	■	■	■	■	■
– Rear seat belt system with three-point inertia-reel seat belts and terminal position tightener	■	■	■	■	■
<b>Servotronic</b>	■	■	■	■	■
<b>Side impact protection and roof crossbar</b>	■	■	■	■	■
<b>Tyre Defect Indicator</b>	■	■	■	■	■
<b>Xenon lights</b> for the low and high beam, incl. dynamic headlight range control	■	■	■	■	■

■ Standard equipment ☐ Optional equipment



## Standard equipment | Optional equipment

Engine	740i	740Li	750i	750Li	760Li
8-cylinder V engine with four-valve technology	■	■	■	■	—
12-cylinder V engine with four-valve technology	—	—	—	—	■
Cylinder-specific anti-knock control	■	■	■	■	■
Digital Motor Electronics	■	■	■	■	■
Direct fuel injection	—	—	—	—	■
Distributor system, solid-state	■	■	■	■	■
Double-VANOS	■	■	■	■	■
Fully-Variable Intake System	■	■	■	■	—
Light-alloy cylinder head	■	■	■	■	■
On-board diagnosis	■	■	■	■	■
Three-way catalytic converter, heated oxygen sensor, activated carbon filter, controlled tank purge	■	■	■	■	■
Valvetronic	■	■	■	■	■
<b>Transmission/Suspension</b>	<b>740i</b>	<b>740Li</b>	<b>750i</b>	<b>750Li</b>	<b>760Li</b>
6-speed automatic transmission with Steptronic (control buttons in the steering wheel)	■	■	■	■	■
Adaptive Drive incl. Electronic Damper Control (EDC) and Dynamic Drive	□	□	■	■	■
Aluminium integral rear axle (patented multi-arm axle principle)	■	■	■	■	■
Anti-roll bars front and rear	■	■	■	■	■
Lightweight double-joint spring strut front axle with aluminium track control arms	■	■	■	■	■
Parking brake with autohold function, electromechanical	■	■	■	■	■
Self-levelling suspension (only with Adaptive Drive on 740i)	□	■	□	■	■
Sports-tuned suspension in conjunction with Dynamic Drive (only available with optional Sport Package)	□	—	□	—	—

■ Standard equipment □ Optional equipment — Not available



## Standard equipment | Optional equipment

Interior equipment	740i	740Li	750i	750Li	760Li
<b>Air conditioning</b> , additional, at the rear including cool box for beverages (reduced luggage space)	–	□	–	□	□
<b>Armrest</b> at the front with storage box, temperature-controlled and lockable	■	■	■	■	■
<b>Armrests</b> in the doors, with integrated closing handles	■	■	■	■	■
<b>Automatic air conditioning with extended functions and anti-mist sensor</b>	■	■	■	■	■
<b>Car/Key Memory</b>	■	■	■	■	■
<b>CD changer</b> above the glove compartment for six CDs	■	■	■	■	■
<b>Centre armrest</b> at the rear	■	■	■	■	■
<b>Climate comfort laminated glass</b> all-round	□	□	□	□	–
<b>Climate comfort windscreen</b>	■	■	■	■	■
<b>Condition-Based Service</b> in Info Display	■	■	■	■	■
<b>Comfort Access</b>	□	□	□	□	■
<b>Control Display:</b>					
–8.8-inch	■	■	■	■	■
<b>Controller on tunnel console</b> for operating secondary vehicle functions	■	■	■	■	■
<b>Cupholders front and rear</b>	■	■	■	■	■
<b>Digital clock</b>	■	■	■	■	■
<b>Door insert cover</b> , chrome-plated and illuminated	–	–	–	–	■
<b>Floormats</b> in velour	■	■	■	■	■
<b>Floor of passenger compartment</b> finished in velour, driver's footrest integrated in side lining	■	■	■	■	■
<b>Glass sliding/vent roof</b> , electric	■	■	■	■	■
<b>Glove compartment</b> , illuminated	■	■	■	■	■
<b>Headrests</b> at the rear with adjustment for height	■	■	■	■	■
<b>HiFi loudspeaker system</b>	■	■	■	■	–
<b>HiFi system Professional Logic7</b>	□	□	□	□	■
<b>Indirect illumination</b> of centre console	■	■	■	■	■
<b>Info display</b> , analogue instruments combined with display	■	■	■	■	■
<b>Interior and exterior mirrors</b> with automatic anti-dazzle function and fold-in function of exterior mirrors (exterior mirrors aspheric)	■	■	■	■	■
<b>Interior lights</b> front and rear with "soft" on/off function	■	■	■	■	■
<b>LIGHTS ON?</b> warning	■	■	■	■	■
<b>Multifunction Sport steering wheel</b> (operating the radio and telephone, etc)	■	■	■	■	■

■ Standard equipment □ Optional equipment – Not available



## Standard equipment | Optional equipment

Interior equipment	740i	740Li	750i	750Li	760Li
<b>Navigation system Professional</b>	■	■	■	■	■
<b>On-board computer</b> incl. Check/Control in Info display	■	■	■	■	■
<b>Outside temperature display</b>	■	■	■	■	■
<b>Pockets, creased</b> , on front-seat backrests at the rear	■	■	■	■	■
Radios/audio:					
– BMW Professional CD	■	■	■	■	■
– DVD player	□	□	□	■	■
– MD player (instead of CD player)	□	□	□	□	□
<b>Reading lamps</b> front and rear	■	■	■	■	■
<b>Rear monitor</b> incl. Controller for rear seats	□	□	□	■	■
<b>Seats/seat comfort:</b>					
– Seat adjustment for driver and front passenger, electric, with memory function for driver's seat and rear-view mirrors	■	■	■	■	■
– Comfort seats for driver and front passenger, electric, incl. headrests with active function and memory function for front passenger seat	□	□	■	■	■
– Comfort seats at the rear, electric	□	□	□	□	■
– Lumbar support for driver's and front passenger's seats, electrically adjustable	■	■	■	■	■
– Active seats for driver and front passenger, electric	□	□	□	□	■
– Seat heating in the rear	□	□	□	□	□
– Seat heating for driver's and front passenger's seats	□	□	□	□	■
– Seat ventilation at the front including front seat and rear seat heating	□	□	□	□	□
– Seat ventilation at the rear	□	□	□	□	□
<b>Ski-bag</b>	□	□	□	□	□
<b>Spare wheel in regular wheel size</b> , housed in luggage compartment beneath the floor	■	■	■	■	■

■ Standard equipment □ Optional equipment



## Standard equipment | Optional equipment

Interior equipment	740i	740Li	750i	750Li	760Li
<b>Steering column adjustment, electric</b>	■	■	■	■	■
<b>Steering wheel heating</b>	□	□	□	□	□
<b>Storage space</b> in the driver's storage compartment (8.5 ltr capacity, temperature-controlled) and in the doors front and rear	■	■	■	■	■
<b>Sunblinds:</b>					
– Rear window, electric	□	■	□	■	■
– Rear side windows, electric	□	■	□	■	■
<b>Telephone:</b>					
– Bluetooth telephone preparation Business incl. handset	■	■	■	■	■
– Second telephone handset in rear with separate SIM card	□	□	□	□	■
<b>Toolbox</b> integrated in the rear lid	■	■	■	■	■
<b>TV function</b>	■	■	■	■	■
<b>Upholstery:</b>					
– Nasca leather	■	■	■	■	–
– Club leather	□	□	□	□	–
– Individual Merino leather (only with Individual Level 1 content)	□	□	□	□	■
<b>Vanity mirror</b> in the roof lining rear centre, swivelling, illuminated	■	■	■	■	■
<b>Vanity mirror</b> , illuminated with slide cover, on driver's and front passenger's side	■	■	■	■	■
<b>Voice Recognition system</b>	■	■	■	■	■
<b>Warning triangle and first-aid kit</b>	■	■	■	■	■
<b>Window lifts</b> front and rear, electric, with open/close fingertip control, trap release and comfort closing function all round	■	■	■	■	■
<b>Wood trim in American walnut</b> , matt	NCO	NCO	NCO	NCO	–
<b>Wood trim in Ash grain</b> , light/dark, high-gloss	■	■	■	■	–
<b>Wood trim in Burr walnut</b> , high-gloss with inlays (Exclusive to V12)	–	–	–	–	NCO
<b>Wood trim</b> from BMW Individual collection (only with Individual Level 1 content)	□	□	□	□	■
<b>Wood trim in Vavona Grey</b> (in conjunction with Sport Package)	□	–	–	–	–

■ Standard equipment □ Optional equipment – Not available NCO No Cost Option



## Standard equipment | Optional equipment

Exterior equipment	740i	740Li	750i	750Li	760Li
<b>Anti-corrosion protection system</b> with partial galvanising, phosphate treatment and cathodic dip paintwork, preservation of hollow cavities, underfloor protection	■	■	■	■	■
<b>Boot lid</b> with single-joint bracket hinge	■	■	■	■	■
<b>Bumpers</b> with chrome-plated trim strips front and rear	■	■	■	■	■
<b>Clear indicator lenses</b>	■	■	■	■	■
<b>Door handles</b> in body colour, with illumination of outside area	■	■	■	■	■
<b>Entry lights</b> front and rear	■	■	■	■	■
<b>Metallic paintwork</b>	■	■	■	■	NCO
<b>Metallic paintwork from the BMW Individual collection</b>	□	□	□	□	■
<b>Model designation, dropped</b>	NCO	NCO	NCO	NCO	NCO
<b>Ornamental front grille</b> with chrome-plated vertical slats, chrome surround	■	■	■	■	■
<b>Rear tailgate operation</b> , automatic	□	■	□	■	■
<b>Rear-view mirror base and B-pillar finished in black, high-gloss</b>	–	–	–	–	■
<b>Rear-view mirrors</b> , aspheric, blue-tinted, electrically adjustable, heated, with automatic anti-dazzle and fold-in functions	■	■	■	■	■
<b>Remote control with automatically recharging battery</b>	■	■	■	■	■
<b>Roof trim strips, chrome-plated</b>	–	■	–	■	■
<b>Screenwasher nozzles heated</b>	■	■	■	■	■
<b>Soft Close Automatic for doors</b>	□	□	□	□	■
<b>Sport Package</b>	□	–	□	–	–
<b>Wheels:</b>					
– BMW light-alloy wheels in star-spoke styling 91, 18-inch	–	–	–	–	NCO
– BMW light-alloy wheels in double-spoke styling 174, 18-inch	NCO	NCO	NCO	NCO	–
– BMW light-alloy wheels in star-spoke styling 175, 18-inch	■	■	NCO	NCO	–
– BMW light-alloy wheels in star-spoke styling 95, different-sized tyres, 19-inch <sup>1</sup>	□	□	■	■	NCO
– BMW light-alloy wheels in star-spoke styling 176, different-sized tyres, 19-inch <sup>1</sup>	□	□	NCO	NCO	NCO
– BMW light-alloy wheels in V-spoke styling 152i, different-sized tyres, 20-inch, only with BMW Individual Level 1 content <sup>1</sup>	□	□	□	□	■
– BMW light-alloy wheels in Y-spoke styling 149, different-sized tyres, 20-inch, only with Sport Package <sup>1</sup>	□	–	□	–	–
<b>Windscreen with green stripe</b>	■	■	■	■	■

■ Standard equipment □ Optional equipment – Not available NCO No Cost Option

<sup>1</sup> Snow chains cannot be fitted.



## Specifications | Technical features

<b>Weight</b>		<b>740i</b>	<b>740Li</b>	<b>750i</b>	<b>750Li</b>	<b>760Li</b>
Kerb Weight <sup>1</sup>	kg	1895	1935	1910	1950	2180
Max permissible	kg	2475	2515	2490	2530	2680
Permitted load	kg	580	580	580	580	500
Permitted axle load, front/rear	kg	1185/1360	1205/1380	1185/1360	1205/1380	1295/1410
Permitted roof load	kg	100	100	100	100	100
Permitted trailer load, unbraked	kg	750	750	750	750	750
Permitted trailer load, braked, on max 12 % gradient	kg	2100	2100	2100	2100	2100
Permitted trailer load, braked, on max 8 % gradient	kg	2100	2100	2100	2100	2100
Max towbar download	kg	100	100	100	100	100
<b>Engine</b>		<b>740i</b>	<b>740Li</b>	<b>750i</b>	<b>750Li</b>	<b>760Li</b>
Cylinders/valves		8/4	8/4	8/4	8/4	12/4
Capacity	cc	4000	4000	4799	4799	5972
Stroke/bore	mm	84.1/87.0	84.1/87.0	88.3/93.0	88.3/93.0	80.0/89.0
Max output	kW/bhp/rpm	225/306/6300	225/306/6300	270/367/6300	270/367/6300	327/445/6000
Max torque	Nm/rpm	390/3500	390/3500	490/3400	490/3400	600/3950
Compression ratio	:1	10.5	10.5	10.5	10.5	11.3
<b>Transmission<sup>2</sup></b>		<b>740i</b>	<b>740Li</b>	<b>750i</b>	<b>750Li</b>	<b>760Li</b>
Standard transmission ratios	I/II/III :1	4.17/2.34/1.52	4.17/2.34/1.52	4.17/2.34/1.52	4.17/2.34/1.52	4.17/2.34/1.52
	IV/V/VI :1	1.14/0.87/0.69	1.14/0.87/0.69	1.14/0.87/0.69	1.14/0.87/0.69	1.14/0.87/0.69
	R :1	3.40	3.40	3.40	3.40	3.40
<b>Fuel consumption<sup>3,4</sup></b>		<b>740i</b>	<b>740Li</b>	<b>750i</b>	<b>750Li</b>	<b>760Li</b>
City	ltr/100 km	16.3	16.3	16.9	16.9	20.5
Highway	ltr/100 km	8.2	8.2	8.3	8.3	9.7
Combined	ltr/100 km	11.2	11.2	11.4	11.4	13.6
Tank capacity, approx	ltr	88	88	88	88	88
<b>Performance</b>		<b>740i</b>	<b>740Li</b>	<b>750i</b>	<b>750Li</b>	<b>760Li</b>
Top speed	km/h	250 <sup>5</sup>	250 <sup>5</sup>	250 <sup>5</sup>	250 <sup>5</sup>	250 <sup>5</sup>
Acceleration 0–100 km/h	sec	6.8	6.9	5.9	6.0	5.6

An explanation of the footnotes is to be found on the following page.

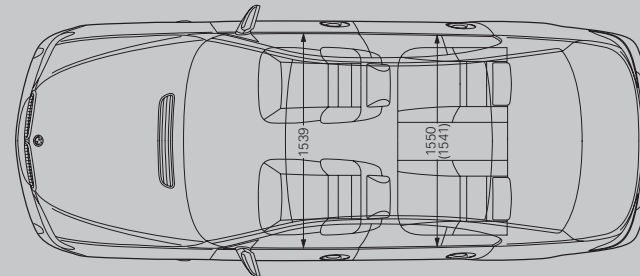
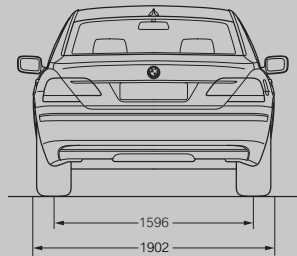
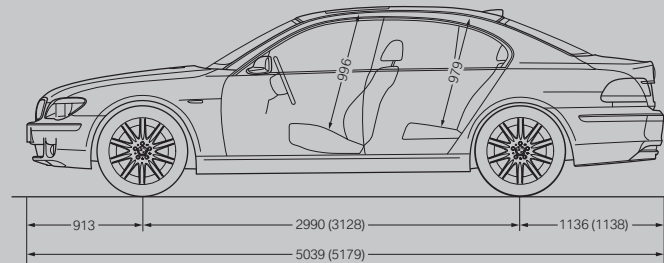
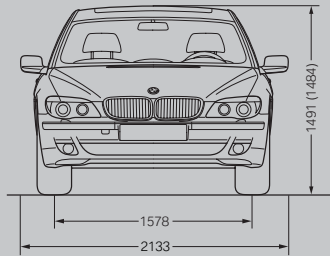


## Specifications | Technical features

Wheels		740i	740Li	750i	750Li	760Li
Tyre dimensions		245/50 R 18	245/50 R 18	245/45 R 19; 275/40 R 19	245/45 R 19; 275/40 R 19	245/40 R 20; 275/35 R 20
Rim dimensions		8 J x 18	8 J x 18	9 J x 19; 10 J x 19	9 J x 19; 10 J x 19	9 J x 20; 10 J x 20
Material		Light alloy	Light alloy	Light alloy	Light alloy	Light alloy

Electrical system		740i	740Li	750i	750Li	760Li
Battery capacity	Ah	90	90	90	90	90
Alternator output	A	180	180	180	180	180
	W	2520	2520	2520	2520	2520



All dimensions of drawings in millimetres. Luggage compartment capacity 500 litres to VDA standard. Figures in ( ) apply to the 740Li, 750Li and 760Li.

- <sup>1</sup> The Kerb Weight or Unladen Mass is the mass of the vehicle in running order unoccupied and unladen with all fluid reservoirs filled to nominal capacity including fuel, and with all standard equipment.
- <sup>2</sup> Available exclusively with automatic transmission.
- <sup>3</sup> Fuel consumption is determined in accordance with the ECE driving cycle (93/116/EC) made up of approximately one-third city traffic and two-thirds highway driving (related to the distance covered). Fuel consumption is determined on cars with standard equipment. Special equipment such as wider tyres may have a significant influence on fuel consumption.
- <sup>4</sup> The petrol engines run on RON 98 fuel. They may also be run on RON 91 with a slight decrease in output and an increase in fuel consumption.

<sup>5</sup> Electronically limited.

The models illustrated in this brochure show the specifications for various markets and not specifically for Australia. In part, they include optional equipment and accessories not fitted as standard. According to the specific requirements of other markets, alterations in models, standard and optional equipment, as described in the text and illustrations, may occur. For precise information, please contact your BMW Dealer. Design and equipment are subject to change and subject to error.

© BMW AG, Munich/Germany. Not to be reproduced wholly or in part without written permission of BMW AG, Munich.