

 **TOYOTA LANDCRUISER 200**

oh what a *feeling!*

King Off The Road.



Long Live The King.

A true Australian icon for over 50 years, the LandCruiser has proven itself to generations of drivers in some of the toughest, most challenging terrain known to man. It's no secret that it's known to some as 'the 4WD that helped build Australia', thanks to its role in transporting construction workers for the Snowy Mountain Hydro-Electric Scheme.

Building upon a rich heritage of proven credentials, today's LandCruiser 200 uses the latest in cutting edge technology, employing meticulous attention to detail inside and out. And now, after years of research, development and innovation, we invite you to make your own piece of history with the LandCruiser 200.

Get ready to discover Earth's Greatest 4WD.



Designed to be best of breed.

Designed to standards rarely seen in such a vehicle, the new LandCruiser 200 sets high benchmarks in on and off-road driving. From powerful new engines and cutting edge technology to flexible, easy-fold seating configurations and a redesigned cabin interior, we listened carefully to what drivers like you expect – and we know you won't be disappointed with the result.

A powerhouse of innovation.

With two engine variants, a 4.7L V8 VVT-i Petrol with 5-speed automatic transmission and a 4.5L V8 Twin Turbo Diesel with 6-speed automatic transmission, the LandCruiser 200 offers outstanding fuel efficiency, superb drivability, heart thumping power and pure, adrenalin-inducing grunt. But it's safer too. A new high strength, high rigidity, rust-resistant framework and a class-leading airbag configuration of up to 10 airbags means world-class protection for you and all your passengers. And on Sahara, a Rear View Camera[^] shows you what's going on behind you – making parking a breeze.

Smarter than your average 4WD.

New technologies have allowed the LandCruiser 200 to become the smartest 4WD in its class. The new CRAWL control system, on Petrol models, automatically maintains a low, uniform speed to enable stable driving in extreme environments or on slippery, uneven

surfaces. We like to think of it as an off-road Cruise Control. Kinetic Dynamic Suspension System (KDSS) available on selected grades is a new suspension control technology that minimises body roll to remarkable levels. Off-road, the wheel articulation is even more impressive, delivering gripping traction on all four wheels. Once you have experienced KDSS, your view on suspension will change forever.

Gripped by exhilaration.

Downhill Assist Control (DAC), standard with Diesel engines, enables a uniform speed on steep descents by automatically controlling the braking force. Hill-start Assist Control (HAC), standard on both engines, detects backward sliding of the vehicle when going uphill, allowing you to take off smoothly, even on steep terrain. A first in new technology for Toyota, the new Multi-terrain Anti-skid Braking System (ABS) not only prevents the wheels from locking, it can actively sense off-road conditions such as ice, sand, mud, gravel and dirt, adapting to different terrain for optimum braking power.



[^]The Rear View Camera does not provide a comprehensive view of the entire rear area of the vehicle and should only be used as an aid for viewing when reversing. Sahara model shown above and on front cover.



Customise the King with Toyota Genuine Accessories.

Whether you're after an even more rugged look, extra storage options or greater convenience, your new LandCruiser 200 deserves accessories with a proven pedigree. Combining innovative style with the strength and durability you expect from Toyota, these additions have been purpose-built for your LandCruiser – and your lifestyle. Integrating seamlessly with the original specifications, they not only look like they were meant to be there, they perform like it too. So whether you're working hard or playing harder, make sure you start on the right track with Toyota Genuine Accessories.



ALLOY BULL BAR WITH RALLYE FF 4000 COMPACT DRIVING LIGHTS CHROME (SOLD SEPARATELY)



STEEL WINCH BAR WITH SUPERWINCH & RALLYE FF 4000 DRIVING LIGHTS BLACK (SOLD SEPARATELY)



AERO ROOF RACK (2 BAR SET)



HEAVY DUTY ROOF RACK (3 BAR SET)



ALLOY ROOF TRAY – REQUIRES HEAVY DUTY ROOF RACK (3 BAR SET)



DELUXE SKI & SNOWBOARD CARRIERS (4 OR 6) REQUIRES AERO ROOF RACK (2 BAR SET)



PRO RIDE BICYCLE CARRIER REQUIRES AERO ROOF RACK (2 BAR SET)



KAYAK CARRIER REQUIRES AERO ROOF RACK (2 BAR SET)



PACIFIC 200 ROOF POD REQUIRES AERO ROOF RACK (2 BAR SET)



ATLANTIS ROOF POD AVAILABLE IN 200 OR 600 (200 SHOWN) REQUIRES AERO ROOF RACK (2 BAR SET)



18" x 8" ALLOY WHEELS



TYRE PRESSURE MONITORING SYSTEM



TOWING KIT (ON ROAD) 3500KG (BRAKED CAPACITY)* WITH TRAILER WIRING HARNESS (SOLD SEPARATELY)



PARKASSIST™ – REVERSE PARKING SENSORS (4 HEAD KIT)



BONNET PROTECTOR & HEADLAMP COVERS (SOLD SEPARATELY)



FRONT WEATHERSHIELDS (SOLD SEPARATELY)



CARGO BARRIER – CURTAIN SHIELD AIRBAG COMPATIBLE



ALL WEATHER RUBBER CARGO MAT



CARPET FLOOR MAT SET – OAK & GREY (FRONT & SECOND ROW SET)



ALL WEATHER RUBBER FLOOR MATS [FRONT PAIR & SECOND ROW (SOLD SEPARATELY)]



SEAT COVERS – OAK & GREY (FRONT, SECOND & THIRD ROW – SOLD SEPARATELY) Available on GXL.



ELECTROCHROMATIC REAR VIEW MIRROR & REAR VIEW CAMERA (SOLD SEPARATELY) Available on GXL & VX.



SATELLITE NAVIGATION* AUDIO SYSTEM WITH BLUETOOTH™+ COMMUNICATIONS & (OPTIONAL) AUXILIARY AUDIO INPUT & REAR VIEW CAMERA (SOLD SEPARATELY) Available on GXL & VX.



AUDIO CABLE & CAR CHARGER FOR IPOD®†† Available where AUX-In is part of audio unit.

TOYOTA GENUINE ACCESSORIES COME WITH OUR TOYOTA WARRANTY*

Rear ¾ LandCruiser 200 GXL is accessorised with 18" x 8" Alloy Wheels, Reverse ParkAssist™, Towing Kit (On Road) 3500kg (Braked Capacity)*, Trailer Wiring Harness, Aero Roof Rack (2 Bar Set) and Atlantis 200 Pod.

*All Toyota Genuine Accessories purchased and fitted to a Toyota are warranted for the remainder of the New Vehicle Warranty or 12 months, whichever is greater. Toyota Genuine Accessories purchased from an authorised Toyota Dealer over the counter are warranted from the date of purchase for one year (unlimited kilometres). Conditions apply. All warranties are additional to the implied warranties under the Trade Practices Act 1974. Some Toyota Genuine Accessories are not applicable to all LandCruiser 200 models. All accessories are subject to availability. See your Toyota Dealer for details. Pictured Accessories are all sold separately. For a comprehensive guide on the entire range of Toyota Genuine Accessories, visit our website at accessories.toyota.com.au †The Bluetooth word mark is owned by Bluetooth SIG, Inc. Bluetooth™ will only operate with telephones enabled with compatible Bluetooth™ wireless technology (HFP (Hands Free Profile) v1.0 and OPP (Object Push Profile) v1.1 international standards). *Current Satellite Navigation Audio Systems cover major capital and primary national road networks, as well as offering some coverage of regional areas.

#Towbar capacity subject to regulatory requirements, towbar design, vehicle design and towing equipment limitations. ~ParkAssist is designed as a driver assist device only and should not be used as a substitute for skilled driving and safe parking practices. The area into which the vehicle is to be reversed must be visually monitored by the driver while parking. ††Suits iPod® models that have a dock connector. Refer to your Apple iPod® Instruction Manual. iPod® is a registered trademark of Apple Computer Australia Pty Ltd. This accessory is not a Toyota Genuine Accessory (supplier branded) and is warranted for 12 months from the date of purchase. This warranty is additional to the implied warranties under the Trade Practices Act 1974.

 **TOYOTA GENUINE**
PARTS, SERVICE & ACCESSORIES












Sahara Turbo Diesel model shown.

Versatile enough to fit any lifestyle.

One-touch seat latches ensure easy and rapid folding assembly for two rows of seats allowing total flexibility for up to eight people and their cargo. Sahara is also equipped with an Electro Multi Vision (EMV) system that combines all your essential comfort and convenience

features in one place. Using a bright display screen, you can control air conditioning, audio, Bluetooth™ and Satellite Navigation systems with ease.

GRADE	INTERIOR TRIM	 Glacier White (040)	 Crystal Pearl* (070)	 Silver Pearl^ (1F7)	 Graphite^ (1G3)	 Ebony (202)	 Merlot Red# (3Q3)	 Vintage Gold# (4R3)	 Goldrush# (5A5)	 Blue Storm^ (8R3)
GXL	Grey Fabric	x	-	x	x	x	x	-	-	x
	Sand Beige Fabric	x	-	-	-	x	-	x	x	-
VX	Grey Leather	x	-	x	x	x	x	-	-	x
	Sand Beige Leather	x	-	-	-	x	-	x	x	-
Sahara	Grey Leather	-	x	x	x	x	x	-	-	x
	Sand Beige Leather	-	x	-	-	x	-	x	x	-

KEY: x = available trim * = Pearlescent ^ = Metallic # = Mica Metallic

TOYOTA SERVICE ADVANTAGE - A SERVICE PLAN THAT IS GENUINELY BETTER FOR YOUR NEW LANDCRUISER 200

Nobody knows the new Toyota LandCruiser 200 like a Toyota trained technician. So to make your New LandCruiser 200 experience even better, it now comes with a fixed price standard service plan for the first three years or 60,000 kilometres, whichever comes first (up to the first six standard services). Terms and conditions apply. See your dealer or advantage.toyota.com.au for pricing and more information. Standard scheduled services eligible under the Toyota Service Advantage Plan are as per 'maintenance for normal operating conditions' outlined in the Warranty and Service Handbook's service schedule. Service Plan eligibility excludes Government and Rental vehicles and certain other exclusions apply. Contact your Toyota Dealer or advantage.toyota.com.au for details of eligibility.



Note: variations between the colours shown and actual paint colours may occur due to the printing process. Actual vehicle colours may appear different under certain light conditions. Model shown for illustrative purposes only. Other models may have different specifications, please refer to your dealer for details, including interior trim colour. **Bluetooth™ will only operate with telephones enabled with compatible Bluetooth™ wireless technology (HFP (Hands Free Profile) v1.0 and OPP (Object Push Profile) v1.1 international standards). GXL/VX - HFP, Sahara - HFP & OPP. PLEASE NOTE: The loading configuration of your vehicle reduces the available payload for passengers, optional equipment, cargo and tow-ball download. When changing the mass configuration of your vehicle, it is necessary to consider total mass of the vehicle (including passengers, optional equipment, cargo, tow-ball download and trailer mass) and the distribution of the mass to ensure that Gross Vehicle Mass (GVM), Gross Combination Mass (GCM), maximum towing capacity, maximum tow-ball download and individual axle limits of your vehicle are not exceeded when the vehicle is in service. The configuration of different optional extras on your vehicle will cause different loadings on the front and rear axle. It is important to realise that additional equipment, seat position, passenger position, and other load factors may cause a shift in the loadings of the front and rear axles. It is important that this configuration change be taken into account when you are loading your vehicle. Reference to Gross Combined Mass (GCM) refers to the total permissible combined weight of the vehicle and trailer/caravan being towed including occupants, fuel & cargo.

King Off The Road

LandCruiser 200 technical specifications

Dimensions & Weights

Length (mm) 4950
Width (mm) 1970
Height (mm) 1905
Wheelbase (mm) 2850
Front Track (mm) 1640
Rear Track (mm) 1635
Ground Clearance (mm) 220
Approach Angle (Degrees) 30
Departure Angle (Degrees) 20
Breakover Angle (Degrees) 25
Wading Depth (mm) 700

Capacities

Seating capacity 8
Kerb Weight Kg:
GXL Petrol: 2555 – 2635
VX & Sahara Petrol: 2610 – 2665
GLX T/Diesel: 2630 – 2700
VX & Sahara T/Diesel: 2675 – 2720
Gross Vehicle Mass[^] (Kg) 3300
Maximum roof load (Kg) 200
Towing Capacity* (Kg)
– With Trailer Brakes 3500
– Without Trailer Brakes 750
Fuel Tank* (Litres)
138 (main + subtank) Petrol models
+ GXL T/Diesel
93 (main only) VX+Sahara T/Diesel

Tyres & Rims GXL, VX & Sahara

Tyre Size: 285/65R17
Rim Size: 8J X 17
Rim Type: Alloy rim

Engines

Engine capacity 4.7L PETROL
Model applicability GXL, VX & SAHARA
Configuration V8
Name 2UZ-FE
Displacement (cc) 4664
Max Power (kW/rpm) 202 @ 5400
Max Torque (Nm/rpm) 410 @ 3400
Valve Train DOHC
Valves per cylinder 4
Fuel System Multi-Point EFI
Bore x Stroke (mm) 94 x 84
Compression ratio 10.0:1
Fuel economy[#] 14.5L/100km

Engine capacity 4.5L TURBO DIESEL
Model applicability GXL, VX & SAHARA
Configuration V8
Name 1VD-FTV
Displacement (cc) 4461
Max Power (kW/rpm) 195 @ 3400
Max Torque (Nm/rpm) 650 @ 16-2600
Valve Train DOHC
Valves per cylinder 4
Fuel System Common Rail Direct Injection
Bore x Stroke (mm) 86 x 96
Compression ratio 16.8:1
Fuel economy[#] 10.3L/100km

Transmissions

V8 Petrol Engine

Automatic 5-speed electronically controlled automatic with Artificial Intelligence Shift Control & Sequential Shift Actuation
Gear Ratios:
1st 3.520
2nd 2.042
3rd 1.400
4th 1.000
5th 0.716
Reverse 3.244
Transfer Ratio High 1.000
Low 2.618
Differential ratio 4.100
Centre Differential: Torsen Limited Slip centre Differential
4 X 4 Drive Mechanism: Full time

V8 Turbo Diesel Engine

Automatic 6-speed electronically controlled automatic with Artificial Intelligence Shift Control & Sequential Shift Actuation
Gear Ratios:
1st 3.333
2nd 1.960
3rd 1.353
4th 1.000

5th 0.728
6th 0.588
Reverse 3.061
Transfer Ratio High 1.000
Low 2.618
Differential ratio 3.909
Centre Differential: Torsen Limited Slip centre Differential
4 X 4 Drive Mechanism: Full time

Steering

Type: Power assisted Rack and Pinion
Turning Circle – Kerb to kerb (m) 11.8
Turns lock to lock 3.14

Brakes

Front: Ventilated discs with four pistons fixed callipers
Rear: Ventilated discs with single piston floating callipers
Multi-Terrain Anti-skid Braking System

Suspension

Front: Independent double wishbone with a coil spring, gas dampers & Anti-Roll Bar
Rear: 4-link coil rear suspension with Panhard rod with coil springs, gas dampers & Anti-Roll Bar
KDSS (Optional only on GXL T/Diesel):
Hydro Mechanical actuation of front & rear stabiliser bars

LandCruiser 200 GXL features

Engines

4.7L V8 Petrol
4.5L V8 Turbo Diesel

Drive Train

5-speed Automatic (Petrol engine)
6-speed Automatic (T/Diesel engine)
Full time 4WD
Torsen Limited Slip Centre differential
KDSS (Optional on GXL T/Diesel)
Power steering – rack & pinion
4 Wheel ventilated disc brakes

Durability

Underbody protection plates
Tool Kit

Exterior

Rear spoiler
Body coloured front and rear bumpers
Dual headlamps incorporating driving lamps
Chrome grille surround with black grille insert
Bonnet gas struts
Body coloured exterior mirrors
Body coloured door handles
Tinted band on windscreen
Green UV Tinted side and rear glass
Front and rear mudflaps
Side steps – Aluminium look
2 piece horizontal tailgate with one wiper
Spare tyre mounted underside of cargo floor
Metallic/Mica paint – no additional cost
Touch-up paint

Interior Trim And Seating

Two tone interior design
Cloth seat trim
Door trims with fabric inserts
Moulded headlining with cloth facing
Floor Carpet
Fully trimmed luggage compartment
Luggage area carpet
Dual sunvisors
Driver's left footrest
Passenger assist grips
Grab handles

Seating

Front bucket seats
Front seat height adjustable
outboard headrests
2nd row seat – 60/40 split folding seat backs
2nd row seat – adjustable reclining seat backs
2nd row seat – adjustable
outboard headrests
2nd row seat – adjustable centre headrest
3rd row seat – 3 seat capacity
3rd row seat – side folding
3rd row seat – 50/50 Split folding seat backs
3rd row seat – adjustable reclining seat backs
3rd row seat – folding outboard headrests

Storage

Large two tier centre console box
Sunglass holder – overhead
Front & rear door storage pockets
Front seat cupholders
3rd row seat cupholders
Front & rear ashtrays
Cigarette lighter
Bottle Holders in doors

Features

Smart entry / Smart start
Dual Zone front climate control
air conditioning + rear cooler
Pollen Filter
Push button ventilation controls with LCD display
Outside temperature display
Power windows with auto up/down
Power window time delay
Driver & front Passenger illuminated vanity mirrors with covers
Accessory power sockets – front

Instruments & Controls

Cruise Control
Power operated mirrors
Left hand convex exterior mirror
Day/night interior mirror
Tilt and telescopic steering wheel
Variable intermittent windscreen wipers
Intermittent rear wiper & washer
Front side window demisters
Rear window demister – with auto off
Twin tripmeter & electronic odometer
Tachometer
Automatic transmission indicator at dashboard
Headlamp auto off
Low fuel warning light
Volt meter & oil pressure gauge

Lighting

Door operated dome lamp/s with delay
Illuminated ignition key switch
Front map lamps
Glove box lamp
Luggage compartment lamp

Sound System

Electronic tune AM/FM radio with 6 speakers & in-dash 6 disc MP3 compatible CD changer
Audio input for iPod or other portable MP3 player (GXL and VX grades only)
Antenna in glass
Security coded audio

Vehicle Communications

Bluetooth^{***} capability on audio system

4WD Technologies

Full time 4WD
CRAWL (Petrol only)

Safety

Side door impact beams
Vehicle Stability Control (VSC)
Active Traction Control (ATRC)
Hill-start Assist Control (HAC)
Downhill Assist Control (DAC) (T/Diesel only)
Multi-Terrain Anti-skid Braking System (ABS)
Driver & Front Passenger dual front airbags
Driver & Front Passenger side airbags
Full Length Curtain Shield airbags
Driver seatbelt warning lamp
Front passenger seatbelt warning lamp
Front outboard seatbelts with pre-tensioners
Front outboard seatbelts with force limiters
Front seatbelt height adjustable upper anchorage points
2nd row lap/sash retractable outboard seatbelts
2nd row outside pre-tensioners
2nd row outside seatbelt height adjuster
2nd row centre lap/sash retractable seatbelt
2nd row Auto Locking Retractor seatbelts
3rd row lap/sash retractable seatbelts
Child restraint anchorage points
Impact absorbing interior A, B, C & D Pillars
High mounted centre stop lamp
Door courtesy safety reflectors
Door & tailgate ajar warning lamp
Luggage tie down hooks

Security

Engine immobiliser
Key in ignition/door lockout override
Remote fuel lid release

VX features in addition to GXL[†]

Interior Trim

Wood trim interior (dash + door trims + console)
Leather steering wheel & gear lever
Leather seat trim

Exterior

Front fog lamps
Black side steps
Privacy glass
Chrome grille surround with grey and chrome grille insert

Seating

Second row seat armrests
40/20/40 Second row seat back split fold

Storage

Small overhead console
Driver & front Passenger seat back map pockets
2 cup holders (2nd row centre armrest)

Lighting

Door courtesy lamps (front & rear)
Rear map lamps

Instruments & Controls

Moonroof
Remote control operated moonroof & power windows
Multi Information Display (MID) (trip computer)
Power adjustable front seats
Tilt adjustable front head rests

Safety

Alarm system
Driver & front Passenger knee airbags
Second row side airbags

Sahara features in addition to VX[†]

Interior Trim

Wood & Leather steering wheel + gear lever

Exterior

Head-lamp cleaning system
Exterior electric fold mirror

Features

4-Zone climate control air conditioning
Cooler box

Sound System

Electronic tune AM/FM radio with 9 speakers & in-dash 6 disc MP3 compatible CD/DVD changer
(Audio Input not available on Sahara)

Vehicle Communications

Electro Multi Vision (EMV) incorporating DVD-based Satellite Navigation**

Instruments & Controls

Electric tilt & telescopic steering wheel
Audio, MID & Bluetooth^{***} controls on steering wheel
Electrochromatic interior mirror

Safety

Rear View Camera

Key

[^] Gross Combined Mass (GCM) is the total permissible combined weight of the vehicle and trailer/caravan being towed including occupants, fuel & cargo. Kerb, tare and payload weights are nominal and will vary depending on options and accessories.
[#] ADR81/01 combined cycle. Actual fuel consumption may vary depending on driving style and conditions.
^{*} Towbar capacity subject to regulatory requirements, towbar design, vehicle design and towing equipment limitations. Toyota Genuine Towbar = LandCruiser 200 towing capacity
^{**} Current mapping database encompasses major capital and primary national road networks as well as offering some coverage in regional areas.
^{***} Bluetooth[™] will only operate with telephones enabled with compatible Bluetooth[™] wireless technology (HFP (Hands Free Profile) v1.0 and OPP (Object Push Profile) v1.1 international standards). GXL/VX – HFP; Sahara – HFP & OPP.
[†] Except items that are upgraded

Important Notice – Please Read: You MUST check all information with your Authorised Toyota Dealer prior to placing your order to ensure the vehicle you want is available. Toyota Australia has used its best endeavours to ensure that the information in this brochure is correct at the time of publication. However, because the availability of certain vehicle specifications, equipment and colours may change, you should not rely on this brochure. Please contact your authorised Toyota Dealer to confirm that you have up-to-date information. When ordering a vehicle, you must check with your dealer to ensure that your chosen vehicle specifications, equipment and colour are available. Toyota may alter any details contained in this brochure at any time. To the extent allowed by law, Toyota Australia will not be liable for any reliance you place upon this brochure. Distributed nationally by Toyota Motor Corporation Australia Limited ACN 009 686 097, ABN 64 009 686 097 Corner Gannons Rd and Captain Cook Drive, Caringbah NSW 2229. Part No. LC2000608SV. Printed June 2008