

LandCruiser 200



TOYOTA

King off the road.



The 200 Series. Born into greatness.

For over 50 years, LandCruisers have been counted on to shoulder the load and go where no other vehicle could. This proud legacy forms the cornerstone of every new LandCruiser built. While the LandCruiser 200 might look a lot more refined than the workhorse LC20 of 1958, that same uncompromising DNA can be found in every inch of its latest incarnation – known as one of the toughest, best performing and most reliable 4WDs on the planet.

The power to take you anywhere.

When you're deep in the outback, every moment presents a new challenge. And it's in these moments – when it really comes to the crunch – that you discover the real meaning of power.

The LandCruiser 200 power comes in the choice of two awe-inspiring engines: the 4.6 litre V8¹ petrol with Dual VVT-i technology (Dual Variable Valve Timing with intelligence), and the 4.5 litre V8 Turbo-diesel. Whichever engine you prefer, it comes matched with a 6-speed Super ECT (Electronic Control Transmission) automatic transmission. Developed using the latest technology, it improves performance, fuel efficiency, smoothness and drivability, while ensuring the vehicle remains surprisingly quiet even at high speeds.

The thinking man's 4WD.

More than just good looks, guts and muscle – the LandCruiser has long been at the forefront of 4WD technology. It's loaded with some of the most technologically advanced 4WD and safety systems you'll find anywhere.

For added peace of mind on slippery and uneven road surfaces, CRAWL Control with Turn Assist² allows you to maintain a safe and consistent speed, whilst having the confidence to manoeuvre out of the tightest situations.

Vehicle Stability Control (VSC) increases safety in difficult road and weather conditions by preventing a loss of control in a sideways skid, while Active Traction Control (A-TRC) detects any lack of traction and automatically reduces torque to the affected wheels.

The upgraded Multi-Terrain Anti-Lock Braking System (ABS) not only helps prevent the wheels from locking under strong braking, it also detects off-road conditions such as dirt and sand and automatically switches to the optimum ABS control for those conditions – giving excellent braking in off-road driving.

So whether you're asking it to cross the city or the continent, LandCruiser 200 will do it – all without breaking a sweat.



Front cover and this page: Sahara model shown

1. Not available on GX model.

2. CRAWL Control with Turn Assist is a driver assist technology and should not be used as a substitute for safe driving practices. The area into which the vehicle is to be driven must be visually monitored by the driver.

MECHANICAL SPECIFICATIONS		Petrol	Turbo-diesel
Engine	Engines	4.6L V8 Petrol	4.5L Twin Turbo-diesel V8
	Name	1UR-FE	1VD-FTV
	Displacement (cm ³)	4608	4461
	Max power (kW/rpm)	227/5500	195/3400
	Max torque (Nm/rpm)	439/3400	650/1600 – 2600
	Valve train	DOHC with Dual VVT-i	DOHC
	Fuel system	Multi-Point EFI	Common Rail Direct Injection
	Bore x Stroke (mm)	94 x 83	86 x 96
	Compression ratio	10.2:1	16.8:1
	Fuel economy ¹	13.6L/100km	10.3L/100km
Transmission	Transmission	Automatic 6-speed electronically controlled with Artificial Intelligence Shift Control and Sequential Shift Actuation	
	Gear ratios	1st 3.333; 2nd 1.960; 3rd 1.353; 4th 1.000; 5th 0.728; 6th 0.588; Reverse 3.061	
	Transfer ratio high	1.000	1.000
	Transfer ratio low	2.618	2.618
	Differential ratio	4.300	3.909
Steering	Centre differential	Torsen Limited Slip Centre Differential	
	4x4 Drive mechanism	Full time	
	Type	Power assisted rack and pinion	
Brakes	Turning circle	Kerb to kerb (m) 11.8	
	Front	Ventilated discs	
Suspension	Rear	Ventilated discs	
	Front	Independent double wishbone with a coil spring, gas dampers and anti-roll bar	
	Rear	4-link coil rear suspension with Panhard rod with coil springs, gas dampers and anti-roll bar	

LandCruiser Model	GX	GXL		VX		Sahara	
	Turbo-diesel	Petrol	Turbo-diesel	Petrol	Turbo-diesel	Petrol	Turbo-diesel
DIMENSIONS AND WEIGHTS²							
Length (mm)	4990	4990	4990	4990	4990	4990	4990
Width (mm)	1970	1970	1970	1970	1970	1970	1970
Height (mm)	1970	1905	1905	1905	1905	1905	1905
Wheelbase (mm)	2850	2850	2850	2850	2850	2850	2850
Front track (mm)	1640	1640	1640	1640	1640	1640	1640
Rear track (mm)	1635	1635	1635	1635	1635	1635	1635
Running clearance (mm)	225	225	225	225	225	225	225
Approach angle (Degrees)	30	30	30	30	30	30	30
Departure angle (Degrees)	20	20	20	20	20	20	20
Breakover angle (Degrees)	21	21	21	21	21	21	21
Wading depth (mm)	700	700	700	700	700	700	700
CAPACITIES							
Seating capacity	5	8	8	8	7	8	7
Kerb weight ³ (kg)	2635	2585	2630	2640	2705	2640	2705
Gross vehicle mass ⁴ (kg)	3350	3350	3350	3350	3350	3350	3350
Maximum roof load (kg)	200	200	200	200	200	200	200
Towing capacity ⁵ (kg)							
– With trailer brakes	3500	3500	3500	3500	3500	3500	3500
– Without trailer brakes	750	750	750	750	750	750	750
Fuel tank capacity: Main (93L) & Subtank (45L)	138L	138L	138L	138L	138L	138L	138L

EXTERIOR							
Rear spoiler		•	•	•	•	•	•
HID headlamps with 6 LED Daylight Running Lamps (DRL) with washers and auto levelling				•	•	•	•
Front fog lamps				•	•	•	•
Auto-retract exterior mirrors				•	•	•	•
Privacy glass		•	•	•	•	•	•
Side steps		•	•	•	•	•	•
Rear barn doors	•						
Power back door						•	•
Spare tyre mounted underside of cargo floor	•	•	•	•	•	•	•

TYRES AND RIMS							
Tyre size	285/65R17	285/65R17	285/65R17	285/60R18	285/60R18	285/60R18	285/60R18
Rim type	17" Steel	17" Alloy	17" Alloy	18" Alloy	18" Alloy	18" Alloy	18" Alloy

INTERIOR TRIM AND SEATING							
Premium interior with woodgrain-look highlights				•	•	•	•
Vinyl floor covering	•						
Premium steering wheel and gear lever				•	•	•	•
Passenger assist grips and grab handles	•	•	•	•	•	•	•

SEATING							
Driver's manual seat height adjustment and power lumbar support	•	•	•				
Power adjustable driver and front passenger seats and driver seat power lumbar support				•	•	•	•
Driver and front passenger and 2nd row seat heaters (front seats with climate control)						•	•
2nd row seat: 60/40 split folding seat backs	•	•	•				
2nd row seat: 40/20/40 split folding seat backs				•	•	•	•
3rd row seat: side folding & 50/50 split seat backs				•	•	•	•

STORAGE							
Cupholders and bottle holders	•	•	•	•	•	•	•
Driver and front passenger seat back map pockets	•	•	•	•	•	•	•
Cooler box							

FEATURES							
Air intake with pre-cleaner and snorkel ⁶	•		OPT		OPT		OPT
Smart Entry and Start	•	•	•	•	•	•	•
Reversing camera ⁷	•	•	•	•	•	•	•
Dusk sensing headlamps				•	•	•	•
Air conditioning	•						
Dual-zone front climate control air conditioning and rear cooler with cooler controls		•	•	•	•	•	•
Four-zone front climate control air conditioning						•	•
Power windows with auto up/down (GX model: driver's window only)	•	•	•	•	•	•	•
Accessory power sockets: front (12V) and rear (220V)		•	•	•	•	•	•
Rain sensing wipers				•	•	•	•
Front and rear parking sensors ⁷				•	•	•	•
Driver's memory (3 position) seat, steering and ext mirrors						•	•
Moonroof				•	•	•	•
DVD Rear seat entertainment with remote control and 3 wireless headphones						•	•
Underbody protection plates	•	•	•	•	•	•	•

LandCruiser Model		GX	GXL		VX		Sahara	
		Turbo-diesel	Petrol	Turbo-diesel	Petrol	Turbo-diesel	Petrol	Turbo-diesel
INSTRUMENTS AND CONTROLS								
	Cruise control	•	•	•	•	•	•	•
	Tilt and telescopic steering wheel	•	•	•	•	•	•	•
	Urethane steering wheel with audio controls	•	•	•				
	Leather accented steering wheel with audio and MID controls				•	•		
	Leather accented and woodgrain-look steering wheel with audio, MID and telephone controls						•	•
	Multi-Terrain Monitor ⁸ (four cameras)						•	•
	Multi Information Display (MID/trip computer)				•	•	•	•
	Electro chromatic interior mirror						•	•
SOUND SYSTEM								
	Single disc CD player, MP3 compatibility and AM/FM tuner	•						
	Single disc CD player with 6.1" LCD touchscreen, MP3 compatibility and AM/FM tuner		•	•	•	•		
	Electro Multi Vision (EMV) with 7.1" LCD touchscreen, single disc MP3 compatibility and DAB radio						•	•
	3.5mm AUX input for portable audio players ¹⁰	•	•	•	•	•	•	•
	USB input for some iPod ^{®9} /USB memory sticks ¹⁰	•	•	•	•	•	•	•
	Bluetooth [™] capabilities ¹¹	•	•	•	•	•	•	•
	Number of speakers	4	6	6	6	6	9	9
	Satellite Navigation ¹²		•	•	•	•	•	•
4WD TECHNOLOGIES								
	Multi-Terrain Select				•	•	•	•
	CRAWL Control (incorporating Off-road Turn Assist)	•	•	•	•	•	•	•
	Kinetic Dynamic Suspension System (KDSS)			OPT	•	•	•	•
SAFETY								
	Vehicle Stability Control (VSC)	•	•	•	•	•	•	•
	Active Traction Control (A-TRC)	•	•	•	•	•	•	•
	Hill-start Assist Control (HAC)	•	•	•	•	•	•	•
	Multi-Terrain Anti-skid Braking System (ABS)	•	•	•	•	•	•	•
	Trailer Sway Control	•	•	•	•	•	•	•
	Driver and front passenger SRS airbags, driver and front passenger side and front and 2nd row curtain shield airbags	•	•	•	•	•	•	•
	3rd row curtain shield airbags		•	•	•	•	•	•
	Driver and front passenger knee airbags	•	•	•	•	•	•	•
	2nd row side airbags		•	•	•	•	•	•
	Auto-retractable 3 point harness seatbelts	•	•	•	•	•	•	•
	2nd row auto locking retractor seatbelts	•	•	•	•	•	•	•
	Child restraint anchorage points (3)	•	•	•	•	•	•	•
	Luggage tie down hooks	•	•	•	•	•	•	•
SECURITY								
	Engine immobiliser & alarm	•	•	•	•	•	•	•

A LandCruiser in your colour.

Available in 9 dynamic colours and a range of trim options, you're sure to find one that's perfect for you.



040 Glacier White



070 Crystal Pearl¹³



1F7 Silver Pearl¹³



8S1 Shimmer¹³



1G3 Graphite¹³



3Q3 Merlot Red¹³



4R3 Vintage Gold¹³



218 Eclipse Black¹³



202 Ebony

Interior Trim



Grey Fabric Interior (FZ11, FF11)



Beige Fabric Interior (FF03)



Black Leather Accented Interior (LD23)



Beige Leather Accented Interior (LD03)

COLOUR GUIDE		• Available for grade								
Grade	Interior Trim	Glacier White	Crystal Pearl ¹³	Silver Pearl ¹³	Graphite ¹³	Ebony	Merlot Red ¹³	Vintage Gold ¹³	Eclipse Black ¹³	Shimmer ¹³
GX	Grey Fabric Interior (FZ11)	•		•	•	•				
GXL	Grey Fabric Interior (FF11)	•		•	•	•				•
	Beige Fabric Interior (FF03)	•				•		•		
VX	Black Leather Accented Interior (LD23)	• ¹⁴	•	•	•	• ¹⁴	•		•	•
	Beige Leather Accented Interior (LD03)	• ¹⁴	•			• ¹⁴		•	•	
Sahara	Black Leather Accented Interior (LD23)	• ¹⁴	•	•	•	• ¹⁴	•		•	•
	Beige Leather Accented Interior (LD03)	• ¹⁴	•			• ¹⁴		•	•	

Note: Toyota Australia reserves the right to vary and discontinue from time to time the interior and exterior colours, trims and colour/trim/model combinations currently available. Colours and trims displayed here are a guide only and may vary from actual colours due to printing/display process. See your Toyota Dealer to confirm colour/trim/model availability when ordering your vehicle.

- Fuel consumption will vary depending on driving conditions/style, vehicle conditions and options/accessories. Source of fuel consumption data: ADR81/02 combined.
- Some vehicle dimension figures are approximate and may vary due to options and accessory fitment.
- Kerb, tare and payload weights are nominal and will vary depending on options and accessories.
- Gross Vehicle Mass (GVM) is the total permissible combined weight of the vehicle including occupants, fuel & cargo.
- Towing capacity subject to regulatory requirements, towbar design, vehicle design and towing equipment limitations. Ask your Dealer for details of Toyota Genuine Towbar capacity and availability.
- Available from March 2013 production.

- Reversing Camera/Park Assist is designed as a driver assist device only and should not be used as a substitute for skilled driving and/or safe parking practices. The area into which the vehicle is to be driven must be visually monitored by the driver.
- The Multi-Terrain Monitor does not provide a comprehensive view of the area surrounding the vehicle, it is designed as a driver assist device only and should not be used as a substitute for skilled driving and safe parking practices.
- iPod[®] is a trademark of Apple, Inc.
- Not all devices will be compatible and functionality will vary depending on the device.
- The Bluetooth[™] word mark is owned by The Bluetooth SIG, Inc. Not all devices will be compatible and functionality will vary depending on the device.
- Current navigation mapping database encompasses major capital and primary national road networks as well as offering some coverage in regional areas.
- Paint featured is an optional extra at additional cost.
- Available from October 2012 Production.



Versatile enough
to fit any lifestyle.

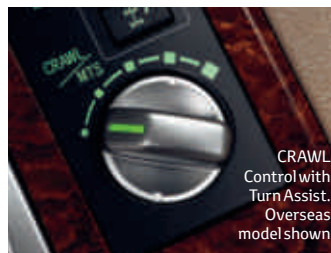
Sahara model shown.



Overseas model shown.



Roof Mounted Rear Seat Entertainment System.
Sahara model shown.



CRAWL
Control with
Turn Assist.
Overseas
model shown



Climate control
seating, Sahara
model shown.

Whatever life throws at you, conquer it in style with flexible seating configurations for up to eight passengers, enhanced interior comfort and advanced safety features.

Sahara and VX models provide unparalleled convenience with rain-sensing wipers, auto-retracting side mirrors, and front and rear parking sensors.¹

The luxurious Sahara offers Rear Seat Entertainment (RSE) including a roof mounted 9" LCD display and 3 wireless

headphones, a power back door and climate control front seats, to help ensure everyone arrives in unprecedented comfort.

Sahara is also equipped with an Electro Multi Vision (EMV) system which allows you to manage features from one central touch point, including air conditioning, audio, Bluetooth™² and Satellite Navigation.³ This 7.1" LCD screen also displays the view from the four camera Multi-Terrain System⁴ enhancing visibility from the driver's seat.



Capped-price servicing.⁵

The LC200 comes with Toyota Service Advantage. That means you'll pay the same low capped price from one eligible logbook service to the next⁵. So you'll enjoy the peace of mind of knowing in advance what your maximum servicing costs will be. Better still, your Toyota will be serviced by Toyota-trained Technicians who know your vehicle inside out and use Toyota Genuine Parts. For the full benefits of Toyota Service Advantage consult a Toyota Dealer or visit toyota.com.au/advantage.

PLEASE NOTE: The loading configuration of your vehicle reduces the available payload for passengers, optional equipment, cargo and tow-ball download. When changing the mass configuration of your vehicle, it is necessary to consider total mass of the vehicle (including passengers, optional equipment, cargo, tow-ball download and trailer mass) and the distribution of the mass to ensure that Gross Vehicle Mass (GVM), Gross Combination Mass (GCM), maximum towing capacity, maximum tow-ball download and individual axle limits of your vehicle are not exceeded when the vehicle is in service. The configuration of different optional extras on your vehicle will cause different loadings on the front and rear axle. It is important to realise that additional equipment, seat position, passenger position, and other load factors may cause a shift in the loadings of the front and rear axles. It is important that this configuration change be taken into account when you are loading your vehicle. Reference to Gross Combined Mass (GCM) refers to the total permissible combined weight of the vehicle and trailer/caravan being towed including occupants, fuel and cargo.

- 1 Park Assist is designed as a driver assist device only and should not be used as a substitute for skilled driving and/or safe parking practices. The area into which the vehicle is to be driven must be visually monitored by the driver.
- 2 The Bluetooth™ word mark is owned by Bluetooth SIG, Inc. Not all devices will be compatible and functionality will vary depending on the device.

- 3 Current Navigation mapping database encompasses major capital and primary national road networks as well as offering some coverage in regional areas.
- 4 The Multi-Terrain Monitor does not provide a comprehensive view of the area surrounding the vehicle, it is designed as a driver assist device only and should not be used as a substitute for skilled driving and safe parking practices.
- 5 Maximum payable for standard scheduled logbook servicing (normal operating conditions) until first of 3 years or 60,000kms (whichever occurs first), up to the first 6 services. Excludes Government & Rental vehicles. Contact your Toyota Dealer or go to toyota.com.au/advantage for other exclusions, eligibility and full details.

IMPORTANT NOTICE – please read: Toyota Australia has used its best endeavours to ensure this material is accurate at the time of printing. However, all information must be confirmed with your Toyota dealer at the time of ordering, as specifications and details will change over time. Colours displayed here are a guide only and may vary from actual colours. To the extent permitted by law, Toyota Australia will not be liable for any damage, loss or expense incurred as a result of reliance on the information and photos contained in this material. Material distributed in Western Australia by or on behalf of Prestige Motors Pty Ltd (for vehicles) and by Eastpoint Pty Ltd (for parts/accessories). Toyota Australia makes no warranties regarding (and will not be liable for) the accuracy of materials distributed in Western Australia. PART NUMBER: TYLC2000313. VALID: X4533. PRINTED: MARCH 2013. GTO1477.

Individual brilliance.



Steel Bull Bar¹
RALLYE FF 4000 Compact driving lights
(Sold separately)



Alloy Nudge Bar¹



Bonnet Protector & Headlamp Covers
(Sold separately)



Front Weathershields
(Sold separately)



Alloy Bull Bar¹
RALLYE FF 4000 Compact driving lights
in chrome (Sold separately)



Park Assist²
Front and rear sensors sold separately.
Rear parking sensors shown



Superwinch¹
Requires Steel Bull Bar
(Sold separately)




18" Alloy Wheels³



**Towbar, Towball and Trailer Wiring
Harness 3500Kg (Braked Capacity)⁴**
(Sold separately)



Heavy Duty Roof Rack
Three bar set



Aero Roof Rack
Two bar set




Alloy Roof Tray³
Requires Heavy Duty Roof Rack
(Sold separately)



All Weather Rubber Cargo Mat
GXL model shown. Dimensions of
accessory may vary depending on
the model.



Cargo Barrier
GXL model shown. Dimensions and
design of Cargo Barrier may vary
depending on the model.



Canvas Seat Covers
Only available on GX model



Satellite Navigation⁵ Audio System
Available on GX model



Rubber and Carpet Floor Mats⁶
Carpet floor mat not available on
GX model

TOYOTA GENUINE ACCESSORIES ARE COVERED BY OUR TOYOTA WARRANTY*
Some Toyota Genuine Accessories are not applicable to all models/grades. Please also consider the mass of your load to ensure you will not exceed the maximum allowable individual axle capacity, Gross Vehicle Mass and/or Gross Combined Mass of the vehicle. Refer to the Accessories brochure (available from your Toyota salesperson) or visit toyota.com.au for details on warranty and toyota.com.au/vehiclepayload for details on vehicle payload, to help determine which Accessories are suitable for your vehicle. Pictured accessories are sold separately. Accessory colours shown may vary from actual colour due to the printing process.

* All Toyota Genuine Accessories purchased and fitted to a Toyota are warranted for the remainder of the New Vehicle Warranty or 12 months, whichever is greater. Toyota Genuine Accessories purchased from an authorised Toyota Dealer over the counter are warranted from the date of purchase for one year. Conditions apply. The Toyota Genuine Accessories Warranty does not limit and may not necessarily exceed your rights under the Competition and Consumer Act 2010.

- 1 For vehicles fitted with front cameras, fitment of Nudge Bar or Bullbar will reduce the field of vision.
- 2 Park Assist is designed as a driver assist device only and should not be used as a substitute for skilled driving and/or safe parking practices. The area into which the vehicle is to be driven must be visually monitored by the driver. Park Assist Front sensors not available in conjunction with Alloy Nudge Bar.
- 3 Not available on GX model.
- 4 Towing capacity subject to regulatory requirements, towbar design, vehicle design and towing equipment limitations. Ask your Dealer for details of Toyota Genuine Towbar capacity and availability.
- 5 Current navigation mapping database encompasses major capital and primary national road networks, as well as offering some coverage of regional areas.
- 6 Floor mats shown above for illustrative purposes only. Actual dimensions and design of floor mats may vary depending on the model. Front and rear Carpet Floor Mats sold together. Front and rear Rubber Floor Mats sold separately.

Sahara accessorised with Alloy Bull Bar, RALLYE FF 4000 Compact driving lights in chrome, Weathershields, Heavy Duty Roof Rack, Alloy Roof Tray. Accessories sold separately.

Sahara accessorised with Aero Roof Rack, Atlantis Roof Pod, Weathershields, Towing Kit. Accessories sold separately.

