


# LandCruiser 200



King off the road.



# Getting the job done. The story of Toyota Commercial Vehicles.



*Getting the job done. That's been our motto for more than half a century. No matter the terrain, no matter the weather, no matter the load, our engineers' pursuit of perfection will ensure we meet our mantra. At Toyota, we know that every job matters and we know that the quality, durability and reliability we promise is crucial.*

## **There through thick and thin.**

We've done it tough since day one. Back in 1958, on the slopes of the Snowies, our very first LandCruiser was used as a tool for thousands of Snowy Mountain Hydro Scheme workers. It got them to their worksite, and home again, every day. Their back-breaking work on unforgiving and unpredictable land was shouldered by this unbreakable workhorse. No wonder it's known as the 4WD that built Australia.

Now, more than fifty years on, we're still at work building the nation. Our commercial fleet is still getting the job done everywhere and more Australians rely on us than ever before. From cattle drovers to camel catchers, boaties to brickies, our quality, durability and reliability is expected.

## **And still there's work to be done.**

We boast the toughest, strongest, and smartest work vehicles ever made, because we've been there before. We work to bring you the best vehicles to tackle the toughest terrain on earth, and we'll continue to evolve and strive to make each Toyota better than the last.

## Long live the King.

For all our forward thinking, the story of the LandCruiser goes back around fifty years. It is a true Australian icon, proving itself to generations of drivers in some of the toughest, most challenging terrain known to man. It's no secret that it's known to some as 'the 4WD that helped build Australia', thanks to its role in transporting construction workers across difficult terrain in order to build the Snowy Mountain Hydro-Electric Scheme.

That was back in 1957. Since then, it has become an important survival tool, driving thousands of Australians across rugged outback terrain – and back home safely again.

Building upon a rich heritage of proven credentials, today's LandCruiser 200 uses the latest in cutting edge technology, employing meticulous attention to detail inside and out. After years of research, development and innovation, we invite you to make your own piece of history with the LandCruiser 200.

Get ready to discover Earth's Greatest 4WD.







Sahara model shown.

## The 200 Series. Born into greatness.

For over 50 years, LandCruisers have been counted on to shoulder the load and go where no other vehicle could. This proud legacy forms the cornerstone of every new LandCruiser built. And while the LandCruiser 200 might look a lot more refined than the workhorse LC20 of 1958, that same uncompromising DNA can be found in every inch of its latest incarnation – known as one of the toughest,



best performing and most reliable 4WDs on the planet.  
And our finest LandCruiser yet.

**Stronger. Smarter. Safer.**

These days, it's not just about getting there – it's how you get there that matters. Packed with the latest driving, safety and off-road technology, the LandCruiser 200 is designed to go

almost anywhere, from the red centre to the city centre, in style.

Conceived and crafted by the motoring world's foremost 4WD engineers, the LandCruiser 200 is not only a shining example of modern technology and design sophistication, it's a testament to what can be achieved when you accept nothing but the best.



# The power to take you anywhere.

When you're deep in the outback, every moment presents a new challenge. And it's in these moments – when it really comes to the crunch – that you discover the real meaning of power.

In the LandCruiser 200 that power comes in the choice of two awe-inspiring engines: the 4.6 litre V8 petrol<sup>1</sup> with dual VVT-i technology (Dual Variable Valve Timing with intelligence), and the 4.5 litre V8 Twin Turbo-diesel. Both engines are capable of producing blistering power, matched with unsurpassed smoothness.

## **Strength in numbers.**

The 4.6 litre V8 petrol engine<sup>1</sup> is nothing short of a modern masterpiece. Producing 227kW, it's seriously powerful. And with a maximum torque of 439Nm at 3400rpm, it pulls like a train too.

Amazingly, these increases in power and torque don't come at a cost at the fuel pump. Designed to comply with tightened EURO IV emissions regulations, this new engine offers improved fuel efficiency as well as superior performance.

The 4.5 litre V8 Twin Turbo-diesel engine with intercooler and direct injection is a serious powerhouse in its own right. Belting out 195kW of power at 3400rpm, and torque of 650Nm at 1600-2600rpm, it cruises effortlessly across this wide brown land.

## **Extreme power, gently expressed.**

Whichever engine you prefer, it comes matched to a 6-speed Super ECT (Electronic Control Transmission) automatic transmission. Developed using the latest technology, it improves performance, fuel efficiency, smoothness and drivability, while ensuring the vehicle remains surprisingly quiet even at high speeds.

So whether you're asking it to cross the city or the continent, the LandCruiser 200 Series has the power to do it – all without raising a sweat.

1 Not available on GX grade.







LVA-101

## At its best in the worst conditions.

To be crowned the 'King Off The Road', the LandCruiser has had to prove itself in some of the world's harshest conditions. Today, decades after first making an indelible mark on this land, the 200 Series continues to dominate the heart of Australia.

Out here, 4WD isn't an option – it's a necessity. That's why a full-time 4WD system is standard across the LandCruiser 200 range. Whether it's on the road, crawling up muddy rivers, or driving through the bush, the 4WD transfer system featuring a Torsen Limited Slip Centre Differential with a front-to-rear torque distribution structure of 41:59 ensures you get performance and vehicle stability during acceleration and high-speed driving. And that means greater control, when you need it most.



**CONTROL YOUR ENVIRONMENT.****KDSS<sup>1</sup>**

Minimising body roll across a range of driving conditions is important to our 4WD engineers and drivers. To solve this problem, they designed the Kinetic Dynamic Suspension System (KDSS)<sup>1</sup>, a flexible suspension system designed to improve driving dynamics off-road. Forgiving enough to give you supreme wheel articulation performance, flat riding comfort and unprecedented stability in even the roughest conditions, it's able to help suppress body roll and maintain rigidity at high speeds. This makes for outstanding turning performance and a smooth steering feel when cornering.

<sup>1</sup> KDSS is not available on GX, is an optional extra on GXL Turbo-diesel and is standard on all other grades.

**Multi-Terrain Select.**

The LandCruiser VX and Sahara models are fitted with a five setting Multi-Terrain Select system, designed to provide the pinnacle of off-road performance when the going gets tough.

No matter what stands in your way, you can choose the right mode to conquer it. Select from 'Rock', 'Rock & Dirt', 'Mogul', 'Loose Rock' and 'Mud & Sand' at the turn of a dial, to best control wheel spin and wheel lockup. This helps to give you the ultimate performance on even the steepest hills or bumpiest, slipperiest roads.



Sahara model shown.



## The home ground advantage.

*Over the decades, the LandCruiser has developed from being a bruising bush workhorse, into a genuine luxury vehicle. Of course, throughout this storied journey, it's never lost touch with its origins. While today the 200 Series boasts a long list of technological innovations and sophisticated design cues, at its core the LandCruiser is still engineered to revel in the bare-knuckled battle with the elements that is genuine four wheel driving.*

A blue Toyota LandCruiser 200 Series GXL is parked in a dry, bushy landscape. The vehicle is partially visible on the left side of the frame, showing the front grille with the Toyota logo and a license plate that reads 'SMD-024'. To the right of the vehicle, a large, weathered tree trunk is visible. A wooden sign is attached to the tree trunk, reading 'EARTH'S GREATEST TECHNOLOGY' in white, bold, capital letters. The background consists of dry, leafless trees and a clear blue sky.

EARTH'S  
GREATEST  
TECHNOLOGY

# The thinking man's 4WD.

## Hill-start Assist Control (HAC)

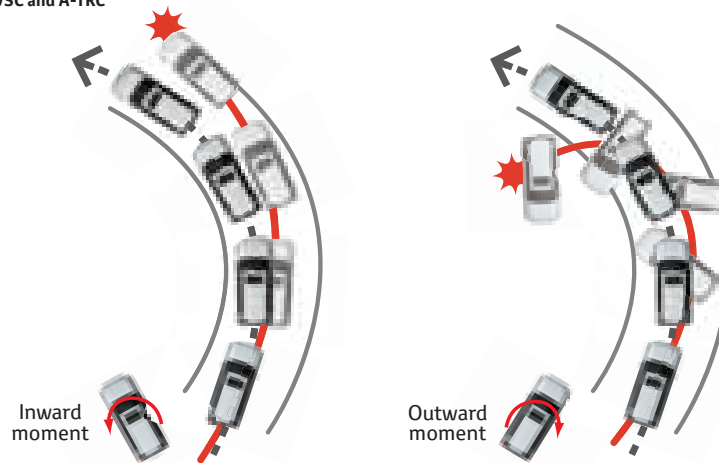
Left: Without HAC  
Right: With HAC



More than just good looks, guts and muscle – the LandCruiser has long been at the forefront of 4WD technology. And this latest incarnation is no exception. It's loaded with some of the most technologically advanced 4WD and safety systems you'll find anywhere.

Hill-start Assist Control (HAC) is standard across the range and helps ensure smooth uphill take-offs on even the steepest terrain. Vehicle Stability Control (VSC) helps increase safety in difficult road and weather conditions by helping prevent a loss of control in a sideways skid, while Active Traction Control (A-TRC) detects any lack of traction and automatically reduces torque to the affected wheels.

## VSC and A-TRC



The Multi-Terrain Anti-Lock Braking System (ABS) not only helps prevent the wheels from locking under strong braking, it also detects off-road conditions such as dirt and sand and automatically switches to the optimum ABS control for those conditions – giving an excellent braking feel in off-road driving. ABS is used in conjunction with two intelligent systems: the Electronic Brake-force Distribution (EBD) function – which minimises stopping distances by optimally distributing braking force to all four wheels – and Brake Assist (BA) – which supplements braking power to help slow the vehicle more rapidly. Put together, it's clear the LandCruiser 200 is again setting the standard for intelligent safety.




Sahara model shown.

# Go where other 4WDs fear to tread.

It takes a lot to conquer the outback. Out here, survival depends not on who you know, but what you know. Head out into the unknown with the wrong equipment and this ruthless environment will defeat you, not in days but in hours. To be king of this country, the LandCruiser has shown time and time again that it can emerge victorious over everything this harsh land can throw at it. Today, the 200 Series doesn't just embrace the rugged Australian landscape, it completely dominates it.

CRAWL Control





Turn Assist function



**All action. No spin.**

Systems like the KDSS<sup>1</sup> and the upgraded 5-step CRAWL Control System underline this domination. By automatically controlling engine output and brake pressure, the CRAWL system maintains a low uniform speed on slippery and uneven surfaces. This allows the driver to concentrate on steering the vehicle and reduces the burden of tackling these tough conditions.

**Ruling the bends.**

With the introduction of Turn Assist to the CRAWL system, steering through tight corners at a constant low speed has been made easier. The result is minimal wheel spin, increased vehicle stability and enhanced off-road ability.

In the end, it all boils down to superior technology and unmatched intelligence. A combination that has earned the LandCruiser the undisputed mantle of the King Off The Road.

1 KDSS is not available on GX, is an optional extra on GXL Turbo-diesel and is standard on all other grades.







# Take the high road on style.

We don't believe that strength and style are mutually exclusive. Fittingly, the exterior of the LandCruiser 200 has been styled to reflect its status as the premier four-wheel drive in the country. Rugged yet luxurious, with intelligent design features and an unmistakable presence, the LandCruiser 200 is as eye-catching in the city centre as it is in the red centre.

## **Style and substance.**

In styling the LandCruiser 200, it wasn't enough to make every element pleasing to the eye, it was essential that it also served a purpose. The addition of a rear spoiler on the Sahara, VX and GXL for example, not only enhances the visual appeal of the vehicle, but also helps improve its aerodynamics and fuel efficiency.

Lightweight, durable bumpers include a standard towbar cover on all models, and together with body side protection on the Sahara, they can help protect against the everyday bumps from the great outdoors – or the car park.

## **Lighting the way to greatness.**

Bold headlamp styling on the 200 Series not only reflects traditional LandCruiser design, but also helps get you home safely. With Sahara and VX models featuring High Intensity Discharge (HID) headlamps incorporating six LED Daylight Running Lamps (DRLs), a headlamp cleaning device and front fog lamps – you'll always be able to see the road ahead. Large dual LEDs in the rear combination lamps and LED high mount stop lamps on all models help ensure you're also easily visible to other vehicles, in all kinds of weather.

Side turn indicators<sup>1</sup> are integrated into the power exterior door mirrors. In addition, models feature the LandCruiser logo on the outside of the headlamps and the inner lens of the rear side turn indicators<sup>1</sup>.

<sup>1</sup> Not available on GX models.





Sahara model shown.

# Life was meant to be easy.

Whether you're in the burbs or out bush, the LandCruiser 200's highly advanced technology can make life not just easier, but safer too.

## **Locking down security.**

It's never been easy to force your way into a LandCruiser. But with all models fitted with a standard alarm system and engine immobiliser, breaking in just got a whole lot tougher. And while the LandCruiser will always be a tough nut to crack, its Smart Start and Smart Entry feature on the Sahara, VX and GXL makes rummaging for keys a thing of the past, ensuring that you're in and away in no time.



**Park Assist System.<sup>1</sup>**


LandCruisers have always been able to get themselves into and out of the tight spots. But now the LC200 makes getting into tight parking spots easier too. The VX and Sahara models feature a Park Assist System<sup>1</sup> to help get you in and out of parking spaces with ease.

The system uses ultrasonic sensors to let you know (both on the dash mounted Multi-Information Display and through audible warnings) of any obstacles in front or behind the vehicle. It's designed to improve your driving experience and to help you avoid any annoying scrapes.

**Multi-Terrain Monitor.<sup>2</sup>**

In order to give you the best view of your surroundings and improve safety, the Sahara model is equipped with a Multi-Terrain Monitor<sup>2</sup> to give you a view of those hard-to-see places around the vehicle. In GXL, VX and Sahara models there's a Reversing Camera<sup>1</sup> integrated into the back door to make reversing safer and easier.

- 1 Park Assist/Reversing Camera is designed as a driver assist device only and should not be used as a substitute for skilled driving (and/or safe parking practices.) The area into which the vehicle is to be driven must be visually monitored by the driver. Reversing Camera not available on GX model.
- 2 The Multi-Terrain Monitor does not provide a comprehensive view of the area surrounding the vehicle, it is designed as a driver assist device only and should not be used as a substitute for skilled driving and safe parking practices.





**Harder on the outside.  
Softer on the inside.**

LandCruisers have built their reputation on a rock solid exterior. But scratch the surface and it's easy to uncover their softer side. Because no matter how rough and tumble it gets outside, you should always feel safe on the inside.

Strategically placed throughout the cabin, the LandCruiser 200's raft of airbags help protect every occupant in the case of an accident. All models come equipped with driver and front passenger dual stage SRS airbags, knee and front side airbags for the driver and passenger, as well as curtain shield airbags for the front and second row passengers.





Overseas Sahara model shown.

In the GXL, VX and Sahara, full-length curtain shield airbags have been added all the way into the luggage area to protect passengers in the third row.<sup>1</sup> The VX and Sahara feature additional second row side airbags.

**Safety from pillar to post.**


Accidents happen. That's why the LandCruiser 200 has been engineered with some seriously modern safety hardware. In the event of a collision, the safety frame and Head Impact Absorbing Structure works with the upper body reinforcement to absorb and redistribute the impact even before the airbags

are deployed. While under the bonnet there's a range of features like impact absorbing beams and a vertical-frame structure designed to help protect pedestrians.

**Ease the burden.**

Trailer sway control eases the burden by automatically stabilising the trailer sway which is triggered by things like wind, bumpy roads and steering operation – often common when towing. This system works in a seamless way whereby the driver does not need to engage the Trailer Sway control – your vehicle will automatically do it for you!

<sup>1</sup> Not available on GX model.



Start/Stop button.<sup>1,2</sup>



Smart key.<sup>1,2</sup>



Instrument gauges.<sup>2</sup>



Cooler box.<sup>2</sup>



USB input terminal.<sup>1,2</sup>



Shift lever.<sup>1,2</sup>

# Room, with a view.

The LandCruiser 200 might be tough as nails on the outside, but inside you won't find the faintest trace of roughness. In fact, the very moment you step inside you can't help but notice the quality of the craftsmanship and materials throughout the luxurious interior. With three interior themes – Black<sup>3</sup>, Grey and Beige (with premium fabric options available on GX and GXL grades and leather accented interior available on Sahara and VX grades) – creating a soothingly comfortable environment, you'll find the rigours of the road feel a world away.

But of course, the LandCruiser 200 isn't just built for comfort; it's been designed for convenience too. From the smoothly designed surfaces of the instrument panel, to the cleverly concealed storage spaces and safety devices.

## Take the short way home...

Whether it is Kakadu, or the corner shop, it's now easier than ever to reach your destination. GXL, VX and Sahara models are all fitted with Satellite Navigation,<sup>4</sup> so there's no excuse for getting lost wherever you are. In the Sahara, the Satellite Navigation system operates through the EMV (Electro Multi Vision) system – a cleverly designed hub for all the vehicle's essential systems – the 9-speaker audio system, rear-seat DVD-system, pollen-filtered air conditioning and climate control.

In VX and Sahara models, the optitron meter allows the driver to constantly monitor important vehicle information like the trip meter, cruising range and fuel efficiency. Both VX and Sahara models are fitted with rain-sensing wipers, allowing you to focus on what matters – the road ahead.

## ...With room for the whole family.

Big trips – they're a LandCruiser specialty. And with a massive 8-seat capacity in the Turbo-diesel GXL and all petrol models, a generous 7-seat capacity in the Turbo-diesel Sahara and VX, and 5-seat capacity in the GX, no one ever needs to be left behind.

## Perfect conditions, wherever you go.

Wherever you might be, you will find your ideal climate inside LandCruiser 200. GXL and VX models feature dual-zone climate control for passengers in the front seats, and cooler controls in the rear seats. The Sahara features 4-zone climate control air-conditioning and vents for passengers in each of the three seating rows, as well as in-seat heating and air-conditioning for the driver and front passenger and second row in-seat heating.

## Don't just drive. Explore.

A centre mounted cool box in the Sahara chills drinks while you're on the road, while the power back door system allows you to open and close the back door using the electronic key or a switch on the in-dash instrument panel. And if driving with the wind in your hair, or pulling over to gaze at the stars sounds appealing, a remote-operated moon roof is standard on VX and Sahara models.




Sahara Interior.<sup>1</sup>




Roof Mounted Rear Seat Entertainment System.<sup>2</sup>



Moonroof.<sup>2</sup>



CRAWL control.<sup>1,2</sup>



Climate Control Seating.<sup>1,2</sup>

<sup>1</sup> Overseas model shown.

<sup>2</sup> Sahara model shown.

<sup>3</sup> Black interior not available on GX or GXL models.

<sup>4</sup> Current navigation mapping database encompasses major capital and primary national road networks, as well as offering some coverage of regional areas.

# Even the choices are tough.

## GX



### The LandCruiser GX is packed with an impressive number of features:

- 4.5L Twin Turbo-diesel engine
- 17" Steel Wheels
- 6-speed automatic transmission
- Full time 4WD
- Vehicle Stability Control (VSC)
- Active Traction Control (A-TRC)
- Hill-start Assist Control (HAC)
- Multi-Terrain Anti-skid Braking System (ABS)
- CRAWL with Off-Road Turn Assist<sup>1</sup>
- Five seats with cloth seat trim
- Barn Doors: dual vertical hinged tailgate with wiper<sup>2</sup>
- Air Intake with pre-cleaner and snorkel
- Vinyl floor covering<sup>2</sup>
- Air conditioning
- Cruise Control
- Tilt and telescopic steering wheel
- Driver's seat height adjustment & power lumbar adjustment
- Audio controls on steering wheel
- 138L fuel tank capacity (93L main + 45L subtank)
- Alarm and engine immobiliser
- Driver and front passenger SRS airbags
- Driver and front passenger side airbags
- Driver and front passenger knee airbag
- Front and 2nd row curtain shield airbags
- AM/FM radio with MP3 compatible single-disc in-dash CD player
- Bluetooth™<sup>3</sup> capabilities
- 4 speakers
- 3.5mm AUX input for portable audio players<sup>2,4</sup>
- USB input for some iPod®/USB memory sticks<sup>4,5</sup>
- Power windows & mirrors

## GXL



### In addition to GX features:

- 4.5L Twin Turbo-diesel or 4.6L Petrol Engine<sup>6</sup>
- 17" Alloy Wheels
- Kinetic Dynamic Suspension System (KDSS)<sup>7</sup>
- Eight seats with cloth seat trim
- Horizontal split tailgate
- Rear spoiler
- Air intake with pre-cleaner and snorkel (option available on Turbo-diesel only)<sup>8</sup>
- Side steps
- Indicators integrated within both exterior mirrors
- Smart Entry & Start
- Dual-zone front climate control air conditioning with pollen filter and rear cooler
- 3rd row curtain shield airbags
- Privacy glass
- Single-disc CD player with 6.1" LCD touchscreen, MP3 compatibility and AM/FM tuner
- 6 speakers
- Satellite Navigation<sup>9</sup>
- Reversing Camera<sup>10</sup>
- 2 x 12V accessory connectors
- 220V rear accessory connector

<sup>1</sup> Crawl Control is a driver assist technology and should not be used as a substitute for safe driving practices. The area into which the vehicle is to be driven must be visually monitored by the driver.

<sup>2</sup> GX model only.

<sup>3</sup> The Bluetooth™ word mark is owned by The Bluetooth SIG, Inc.

Not all devices will be compatible and functionality will vary depending on the device.

<sup>4</sup> Not all devices will be compatible and functionality will vary depending on the device.

<sup>5</sup> iPod® is a trademark of Apple, Inc.

<sup>6</sup> Petrol engine not available on GX model.

<sup>7</sup> KDSS is not available on GX, is an optional extra on GXL Turbo-diesel and is standard on all other grades.

## VX



### In addition to GXL features:

- HID headlamps with 6 LED Daylight Running Lamps (DRL) with washers and auto levelling
- Front fog lamps
- Moonroof with remote control
- Auto-retract exterior mirrors
- Leather accented and woodgrain-look interior
- 8 seats (Petrol only)
- 7 seats (Turbo-diesel only)
- Rain sensing wipers
- Front and rear parking sensors<sup>10</sup>
- Multi-function Information Display (MID)
- Multi-Terrain Select
- Dusk sensing headlamps
- Second row side airbags
- Power adjustable driver and front passenger seats and power lumbar support

## SAHARA



### In addition to VX features:

- Electro Multi Vision (EMV) with 7.1" LCD touch screen, single-disc MP3 compatibility and DAB radio functionality
- 9 speakers
- Body side mouldings with chrome highlights
- Power back door
- Seat heating for front and second row rear seats
- Climate control front seats
- Four-zone climate control air conditioning
- Memory system (3 position) for drivers seat, telescopic steering and exterior mirrors
- Cooler box
- DVD Rear Seat Entertainment with remote control and three wireless headphones
- 4 Camera Multi-Terrain Monitor<sup>11</sup>
- Electro-chromatic interior mirror

<sup>8</sup> Available from March 2013 production as an optional extra on Turbo-diesel GXL, VX and Sahara grades.

<sup>9</sup> Current Navigation mapping database encompasses major capital and primary national road networks as well as offering some coverage in regional areas.

<sup>10</sup> Reversing Camera/Park Assist is designed as a driver assist device only and should not be used as a substitute for skilled driving (and/or safe parking practices.) The area into which the vehicle is to be driven must be visually monitored by the driver.

<sup>11</sup> The Multi-Terrain Monitor does not provide a comprehensive view of the area surrounding the vehicle, it is designed as a driver assist device only and should not be used as a substitute for skilled driving and safe parking practices.

# Individual brilliance.

Just like every driver, every LandCruiser deserves to be treated as an individual. And to help customise your new 200 Series vehicle there is an extensive range of Toyota Genuine Accessories. Whether you want to prepare it for the most extreme off-road adventures, increase its storage capacity, or tow a trailer, there's a genuine accessory that's proven to be just as rugged as your new vehicle.



**Steel Bull Bar<sup>1,2</sup>**  
RALLYE FF 4000 COMPACT DRIVING LIGHTS  
(Sold separately)



**Alloy Nudge Bar<sup>2,3</sup>**  
Available for GX and GXL grades only



**Alloy Bull Bar<sup>1,2</sup>**  
RALLYE FF 4000 COMPACT CHROME  
DRIVING LIGHTS (Sold separately)



**Superwinch – 9000lb capacity**  
Requires Steel Bull Bar  
(Sold separately)



**18" Alloy Wheels<sup>6</sup>**



**Towbar, Towball and Trailer Wiring  
Harness 3500Kg (Braked Capacity)<sup>7</sup>**  
(Sold separately)

**IMPORTANT NOTICE:** Some Toyota Genuine Accessories are not applicable to all models/grades. Please also consider the mass of your load to ensure you will not exceed the maximum allowable individual axle capacity, Gross Vehicle Mass and/or Gross Combined Mass of the vehicle. Refer to the Accessories brochure (available from your Toyota salesperson) or visit [toyota.com.au](http://toyota.com.au) for details on warranty and [toyota.com.au/vehiclepayload](http://toyota.com.au/vehiclepayload) for details on vehicle payload, to help determine which Accessories are suitable for your vehicle. Pictured accessories are sold separately. Accessory colours shown may vary from actual colour due to the printing process.

All Toyota Genuine Accessories purchased and fitted to a Toyota are warranted for the remainder of the New Vehicle Warranty or 12 months, whichever is greater. Toyota Genuine Accessories purchased from an authorised Toyota Dealer over the counter are warranted from the date of purchase for one year. Conditions apply. The Toyota Genuine Accessories Warranty does not limit and may not necessarily exceed your rights under the Competition and Consumer Act 2010.

Sahara accessorised with Alloy Bull Bar, RALLYE FF 4000  
Compact driving lights in chrome, Weathershields,  
Heavy Duty Roof Rack, Alloy Roof Tray. Accessories sold separately.






**Bonnet Protector & Headlamp Covers**  
(Sold separately)



**Front Weathershields**  
(Sold separately)



**Park Assist – 4 Head Kit<sup>4,5</sup>**  
Front and rear sensors sold separately.  
Rear parking sensors shown




**Heavy Duty Roof Rack**  
Three bar set



**Aero Roof Rack**  
Two bar set



**Alloy Roof Tray<sup>6</sup>**  
Requires Heavy Duty Roof Rack  
(Sold separately)



**Deluxe Ski & Snowboard Carriers**  
Requires Aero Roof Racks  
(Sold separately)



**Kayak Carrier**  
Requires Aero Roof Racks  
(Sold separately)



**Pro Ride Bicycle Carrier**  
Requires Aero Roof Racks  
(Sold separately)



**Atlantis Roof Pod in 200 or 600**  
Requires Aero Roof Racks  
(Sold separately)



**All Weather Rubber Cargo Mat**  
GXL model shown. Dimensions of  
accessory may vary depending on  
the model



**Cargo Barrier**  
GXL model shown. Dimensions and  
design of Cargo Barrier may vary  
depending on the model



**Canvas Seat Covers**  
Only available on GX model



**Satellite Navigation<sup>8</sup> Audio System**  
Only available on GX model



**Rubber and Carpet Floor Mats<sup>9</sup>**  
Carpet floor mat not available on  
GX model

- 1 Sahara model shown. Parking sensors available as standard on Sahara and VX grades, and are available as accessory options on the GX and GXL models (Sold separately).
- 2 For vehicles fitted with front cameras, fitment of Nudge Bar or Bull Bar will reduce the field of vision.
- 3 Not compatible with Accessory Park Assist.
- 4 Bull Bar compatible Park Assist available across all grades. Front Park Assist only available to GX and GXL grades.
- 5 Park Assist is designed as a driver assist device only and should not be used as a substitute for skilled driving and/or safe parking practices. The area into which the vehicle is to be driven must be visually monitored by the driver. Park Assist Front sensors not available in conjunction with Alloy Nudge Bar.

- 6 Not available on GX model.
- 7 Towing capacity subject to regulatory requirements, towbar design, vehicle design and towing equipment limitations. Ask your Dealer for details of Toyota Genuine Towbar capacity and availability.
- 8 Current navigation mapping database encompasses major capital and primary national road networks, as well as offering some coverage of regional areas.
- 9 Floor Mats shown above for illustrative purposes only. Actual dimensions and design of floor mats may vary depending on the model. Front and rear Carpet Floor Mats sold together. Front and rear Rubber Floor Mats sold separately.

Sahara accessorised with Aero Roof Rack, Atlantis Roof Pod, Weather shields, Towing Kit. Accessories sold separately.



MECHANICAL SPECIFICATIONS		Petrol	Turbo-diesel
Engine	Engines	4.6L V8 Petrol	4.5L Twin Turbo-diesel V8
	Name	1UR-FE	1VD-FTV
	Displacement (cm <sup>3</sup> )	4608	4461
	Max power (kW/rpm)	227/5500	195/3400
	Max torque (Nm/rpm)	439/3400	650/1600 – 2600
	Valve train	DOHC with Dual VVT-i	DOHC
	Fuel system	Multi-Point EFI	Common Rail Direct Injection
	Bore x Stroke (mm)	94 x 83	86 x 96
	Compression ratio	10.2:1	16.8:1
	Fuel economy <sup>1</sup>	13.6L/100km	10.3L/100km
Transmission	Transmission	Automatic 6-speed electronically controlled with Artificial Intelligence Shift Control and Sequential Shift Actuation	
	Gear ratios	1st 3.333; 2nd 1.960; 3rd 1.353; 4th 1.000; 5th 0.728; 6th 0.588; Reverse 3.061	
	Transfer ratio high	1.000	1.000
	Transfer ratio low	2.618	2.618
	Differential ratio	4.300	3.909
Steering	Centre differential	Torsen Limited Slip Centre Differential	
	4x4 Drive mechanism	Full time	
Steering	Type	Power assisted rack and pinion	
	Turning circle	Kerb to kerb (m) 11.8	
Brakes	Front	Ventilated discs	
	Rear	Ventilated discs	
Suspension	Front	Independent double wishbone with a coil spring, gas dampers and anti-roll bar	
	Rear	4-link coil rear suspension with Panhard rod with coil springs, gas dampers and anti-roll bar	

LandCruiser Model	GX	GXL		VX		Sahara	
	Turbo-diesel	Petrol	Turbo-diesel	Petrol	Turbo-diesel	Petrol	Turbo-diesel
DIMENSIONS AND WEIGHTS <sup>2</sup>							
Length (mm)	4990	4990	4990	4990	4990	4990	4990
Width (mm)	1970	1970	1970	1970	1970	1970	1970
Height (mm)	1970	1905	1905	1905	1905	1905	1905
Wheelbase (mm)	2850	2850	2850	2850	2850	2850	2850
Front track (mm)	1640	1640	1640	1640	1640	1640	1640
Rear track (mm)	1635	1635	1635	1635	1635	1635	1635
Running clearance (mm)	225	225	225	225	225	225	225
Approach angle (Degrees)	30	30	30	30	30	30	30
Departure angle (Degrees)	20	20	20	20	20	20	20
Breakover angle (Degrees)	21	21	21	21	21	21	21
Wading depth (mm)	700	700	700	700	700	700	700
CAPACITIES							
Seating capacity	5	8	8	8	7	8	7
Kerb weight <sup>3</sup> (kg)	2635	2585	2630	2640	2705	2640	2705
Gross vehicle mass <sup>4</sup> (kg)	3350	3350	3350	3350	3350	3350	3350
Maximum roof load (kg)	200	200	200	200	200	200	200
Towing capacity <sup>5</sup> (kg)							
– With trailer brakes	3500	3500	3500	3500	3500	3500	3500
– Without trailer brakes	750	750	750	750	750	750	750
Fuel tank capacity: Main (93L) & Subtank (45L)	138L	138L	138L	138L	138L	138L	138L

EXTERIOR							
Rear spoiler		•	•	•	•	•	•
HID headlamps with 6 LED Daylight Running Lamps (DRL) with washers and auto levelling				•	•	•	•
Front fog lamps				•	•	•	•
Auto-retract exterior mirrors				•	•	•	•
Privacy glass		•	•	•	•	•	•
Side steps		•	•	•	•	•	•
Rear barn doors	•						
Power back door						•	•
Spare tyre mounted underside of cargo floor	•	•	•	•	•	•	•
TYRES AND RIMS							
Tyre size	285/65R17	285/65R17	285/65R17	285/60R18	285/60R18	285/60R18	285/60R18
Rim type	17" Steel	17" Alloy	17" Alloy	18" Alloy	18" Alloy	18" Alloy	18" Alloy
INTERIOR TRIM AND SEATING							
Premium interior with woodgrain-look highlights				•	•	•	•
Vinyl floor covering	•						
Premium steering wheel & gear lever				•	•	•	•
Passenger assist grips & grab handles	•	•	•	•	•	•	•
SEATING							
Driver's manual seat height adjustment & power lumbar support	•	•	•				
Power adjustable driver and front passenger seats & driver seat power lumbar support				•	•	•	•
Driver and front passenger and 2nd row seat heaters (front seats with climate control)						•	•
2nd row seat: 60/40 split folding seat backs	•	•	•				
2nd row seat: 40/20/40 split folding seat backs				•	•	•	•
3rd row seat: side folding & 50/50 split seat backs		•	•	•	•	•	•
STORAGE							
Cupholders & bottle holders	•	•	•	•	•	•	•
Driver & front passenger seat back map pockets	•	•	•	•	•	•	•
Cooler box							
FEATURES							
Air intake with pre-cleaner and snorkel <sup>6</sup>	•		OPT		OPT		OPT
Smart Entry and Start		•	•	•	•	•	•
Reversing camera <sup>7</sup>		•	•	•	•	•	•
Dusk sensing headlamps				•	•	•	•
Air conditioning	•						
Dual zone front climate control air conditioning & rear cooler with cooler controls		•	•	•	•	•	•
Four zone front climate control air conditioning						•	•
Power windows with auto up/down (GX model: driver's window only)	•	•	•	•	•	•	•
Accessory power sockets: front (12V) and rear (220V)		•	•	•	•	•	•
Rain sensing wipers				•	•	•	•
Front and rear parking sensors <sup>7</sup>				•	•	•	•
Driver's memory (3 position) seat, steering & ext mirrors						•	•
Moonroof				•	•	•	•
DVD Rear seat entertainment with remote control and 3 wireless headphones						•	•
Underbody protection plates	•	•	•	•	•	•	•




LandCruiser Model		GX	GXL		VX		Sahara	
		Turbo-diesel	Petrol	Turbo-diesel	Petrol	Turbo-diesel	Petrol	Turbo-diesel
<b>INSTRUMENTS AND CONTROLS</b>								
	Cruise control	•	•	•	•	•	•	•
	Tilt and telescopic steering wheel	•	•	•	•	•	•	•
	Urethane steering wheel with audio controls	•	•	•	•	•	•	•
	Leather accented steering wheel with audio & MID controls				•	•		
	Leather accented & woodgrain-look steering wheel with audio, MID and telephone controls						•	•
	Multi-Terrain Monitor <sup>9</sup> (4 cameras)						•	•
	Multi Information Display (MID/trip computer)				•	•	•	•
	Electro chromatic interior mirror						•	•
<b>SOUND SYSTEM</b>								
	Single disc CD player, MP3 compatibility and AM/FM tuner	•						
	Single disc CD player with 6.1" LCD touchscreen, MP3 compatibility and AM/FM tuner		•	•	•	•		
	Electro Multi Vision (EMV) with 7.1" LCD touchscreen, single disc MP3 compatibility and DAB radio						•	•
	3.5mm AUX input for portable audio players <sup>10</sup>	•						
	USB input for some iPod <sup>®</sup> /USB memory sticks <sup>10</sup>	•	•	•	•	•	•	•
	Bluetooth™ capabilities <sup>11</sup>	•	•	•	•	•	•	•
	Number of speakers	4	6	6	6	6	9	9
	Satellite Navigation <sup>12</sup>		•	•	•	•	•	•
<b>4WD TECHNOLOGIES</b>								
	Multi-Terrain Select				•	•	•	•
	CRAWL (incorporating Off-road Turn Assist)	•	•	•	•	•	•	•
	Kinetic Dynamic Suspension System (KDSS)		•	OPT	•	•	•	•
<b>SAFETY</b>								
	Vehicle Stability Control (VSC)	•	•	•	•	•	•	•
	Active Traction Control (A-TRC)	•	•	•	•	•	•	•
	Hill-start Assist Control (HAC)	•	•	•	•	•	•	•
	Multi-Terrain Anti-skid Braking System (ABS)	•	•	•	•	•	•	•
	Trailer Sway Control	•	•	•	•	•	•	•
	Driver and front passenger SRS airbags, driver and front passenger side and front and 2nd row curtain shield airbags	•	•	•	•	•	•	•
	3rd row curtain shield airbags		•	•	•	•	•	•
	Driver and front passenger knee airbags	•	•	•	•	•	•	•
	2nd row side airbags				•	•	•	•
	Auto-retractable 3 point harness seatbelts	•	•	•	•	•	•	•
	2nd row auto locking retractor seatbelts	•	•	•	•	•	•	•
	Child restraint anchorage points (3)	•	•	•	•	•	•	•
	Luggage tie down hooks	•	•	•	•	•	•	•
<b>SECURITY</b>								
	Engine immobiliser & alarm	•	•	•	•	•	•	•

## A LandCruiser in your colour.

Available in 9 dynamic colours and a range of trim options, you're sure to find one that's perfect for you.



### Interior Trim



COLOUR GUIDE										
										• Available for grade
Grade	Interior Trim	Glacier White	Crystal Pearl <sup>13</sup>	Silver Pearl <sup>13</sup>	Graphite <sup>13</sup>	Ebony	Merlot Red <sup>13</sup>	Vintage Gold <sup>13</sup>	Eclipse Black <sup>13</sup>	Shimmer <sup>13</sup>
<b>GX</b>	Grey Fabric Interior (FZ11)	•		•	•	•				
<b>GXL</b>	Grey Fabric Interior (FF11)	•		•	•	•	•			•
	Beige Fabric Interior (FF03)	•				•		•		
<b>VX</b>	Black Leather Accented Interior (LD23)	• <sup>14</sup>	•	•	•	• <sup>14</sup>	•		•	•
	Beige Leather Accented Interior (LD03)	• <sup>14</sup>	•			• <sup>14</sup>		•	•	•
<b>Sahara</b>	Black Leather Accented Interior (LD23)	• <sup>14</sup>	•	•	•	• <sup>14</sup>	•		•	•
	Beige Leather Accented Interior (LD03)	• <sup>14</sup>	•			• <sup>14</sup>		•	•	•

Note: Toyota Australia reserves the right to vary and discontinue from time to time the interior and exterior colours, trims and colour/trim/model combinations currently available. Colours and trims displayed here are a guide only and may vary from actual colours due to printing/display process. See your Toyota Dealer to confirm colour/trim/model availability when ordering your vehicle.

- Fuel consumption will vary depending on driving conditions/style, vehicle conditions and options/accessories. Source of fuel consumption data: ADR81/02 combined.
- Some vehicle dimension figures are approximate and may vary due to options and accessory fitment.
- Kerb, tare and payload weights are nominal and will vary depending on options and accessories.
- Gross Vehicle Mass (GVM) is the total permissible combined weight of the vehicle including occupants, fuel & cargo.
- Towing capacity subject to regulatory requirements, towbar design, vehicle design and towing equipment limitations. Ask your Dealer for details of Toyota Genuine Towbar capacity and availability.
- Available from March 2013 production.

- Reversing Camera/Park Assist is designed as a driver assist device only and should not be used as a substitute for skilled driving and/or safe parking practices. The area into which the vehicle is to be driven must be visually monitored by the driver.
- The Multi-Terrain Monitor does not provide a comprehensive view of the area surrounding the vehicle, it is designed as a driver assist device only and should not be used as a substitute for skilled driving and safe parking practices.
- iPod<sup>®</sup> is a trademark of Apple, Inc.
- Not all devices will be compatible and functionality will vary depending on the device.
- The Bluetooth™ word mark is owned by The Bluetooth SIG, Inc. Not all devices will be compatible and functionality will vary depending on the device.
- Current navigation mapping database encompasses major capital and primary national road networks as well as offering some coverage in regional areas.
- Paint featured is an optional extra at additional cost.
- Available from October 2012 Production.



# The Toyota Advantage.



## Capped-price servicing.<sup>1</sup>

The LC200 comes with Toyota Service Advantage. That means you'll pay the same low capped-price from one eligible logbook service to the next<sup>1</sup>. So you'll enjoy the peace of mind of knowing in advance what your maximum servicing costs will be. Better still, your Toyota will be serviced by Toyota-trained Technicians who know your vehicle inside out and use Toyota Genuine Parts. For the full benefits of Toyota Service Advantage consult a Toyota dealer or visit [toyota.com.au/advantage](http://toyota.com.au/advantage)



## We've got your back.

Every new Toyota is built to exceptional standards, which is backed by a 3 year/100,000km<sup>2</sup> warranty, giving you the peace of mind to feel confident for years to come.



## Finance to get you going.

Sometimes you need just a little help to get up and running. Toyota Finance<sup>3</sup> can offer you a wide range of vehicle financing. From personal loans to leasing for all kinds of business, we can help.



## Even more protection.

Everyone needs vehicle insurance, but take out our Comprehensive Motor Vehicle insurance and you'll get a policy packed with a great range of benefits.

These include:

- Where your Toyota becomes a total loss, is under 3 years old and has less than 100,000km on the clock, we'll replace it with a brand new Toyota vehicle.
- We'll also promise to use genuine new Toyota parts to repair your vehicle if it is less than 5 years old.
- And we'll guarantee the quality of workmanship on all authorised repairs as long as you remain the owner of the vehicle.

Toyota Insurance also offers Finance Gap Insurance, Payment Protection Insurance and Extended Warranty Insurance.<sup>4</sup>



## Extend your peace of mind.

Extend your original factory warranty by up to 3 years with the Toyota Extra Care Extended Factory Warranty. Available on most new and used Toyotas<sup>5</sup> it will give you extra peace of mind – as will membership to our Roadside Assist service, offering breakdown assistance 24/7. Rest assured should your vehicle be immobilised by a roadside breakdown or accident, help is never more than a phone call away with Toyota Extra Care Roadside Assist.

**Discover the full range of Toyota products and services and find your nearest dealer at [toyota.com.au](http://toyota.com.au)**

1 Maximum payable for standard scheduled logbook servicing (normal operating conditions) until first of 3 years or 60,000kms (whichever occurs first) up to the first 6 services. Excludes Government & Rental vehicles. Contact your Toyota Dealer or go to [toyota.com.au/advantage](http://toyota.com.au/advantage) for other exclusions, eligibility and full details.

2 New Vehicle Warranty expires 3 years from date of first delivery or 100,000kms, whichever occurs first. Refer to the warranty conditions. The New Vehicle Warranty does not limit and may not necessarily exceed your rights under the *Competition and Consumer Act 2010*.

3 Toyota Finance is a division of Toyota Finance Australia Limited ABN 48 002 435 181, Australian Credit Licence No 392536.

4 Terms and conditions apply. Before making a decision about any of the insurance products, please refer to the current Product Disclosure Statement (PDS) for the relevant product available from participating dealers, via the Toyota Insurance website at [toyotainsurance.com.au](http://toyotainsurance.com.au) or by calling 137 200. Toyota Insurance is a division of Aioi Nissay Dowa Insurance Co., Ltd. ABN 39 096 302 466 AFSL Number 254489 (Andia). Nothing within the Toyota Insurance Extended Warranty products affects any statutory rights you may have under the *Competition and Consumer Act 2010*.

5 The Toyota Extra Care Extended Factory Warranty Agreement is between Toyota Motor Corporation Australia Limited ABN 009 686 097 (TMCA) and the purchaser of the motor vehicle and is administered by Toyota Financial Services (TFS) a division of Toyota Finance Australia Limited ABN 48 002 435 181 on behalf of TMCA. Terms and conditions apply. Available on most new and used Toyota vehicles up to 8 years old that have travelled less than 120,000kms. For more information visit [toyotaextracare.com.au](http://toyotaextracare.com.au). Nothing within the Toyota Extra Care Extended Factory Warranty product affects any statutory rights you may have under the *Competition and Consumer Act 2010*.

**IMPORTANT NOTICE – PLEASE READ:** Toyota Australia has used its best endeavours to ensure this material is accurate at time of printing. However, all information must be confirmed with your Toyota dealer at the time of ordering, as specifications and details will change over time. Colours displayed here are a guide only and may vary from actual colours. To the extent permitted by law, Toyota Australia will not be liable for any damage, loss or expense incurred as a result of reliance on the information and photos contained in this material. Material distributed in Western Australia by or on behalf of Prestige Motors Pty Ltd (for vehicles) and by Eastpoint Pty Ltd (for parts/accessories). Toyota Australia makes no warranties regarding (and will not be liable for) the accuracy of materials distributed in Western Australia. PART NUMBER: LC2000213. VALID: X4437. PRINTED: FEBRUARY 2013. GT01467.

A weathered, rusty metal sign is positioned on a sandy beach. The sign is rectangular and has the words "KEEP OFF THE ROAD" embossed or painted in large, bold, capital letters. The sign is supported by three wooden posts: two at the top corners and one at the bottom right corner. The background shows a calm sea under a clear blue sky, with a distant, hazy coastline visible on the horizon.

KEEP  
OFF THE  
ROAD

“We are a group of passionate perfectionists who can't let well enough alone...That's Toyota. That's the spirit. And that's our contribution to the world.”

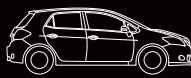
— Eiji Toyoda



Yaris



Prius c



Corolla



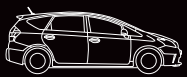
86



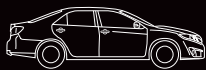
Rukus



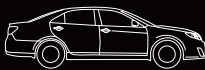
Prius



Prius v



Camry



Camry Hybrid



Aurion



Tarago



RAV4



Kluger



FJ Cruiser



Prado



LandCruiser 200 Series



HiLux



LandCruiser 70 Series



HiAce Van



HiAce Commuter Bus



Coaster