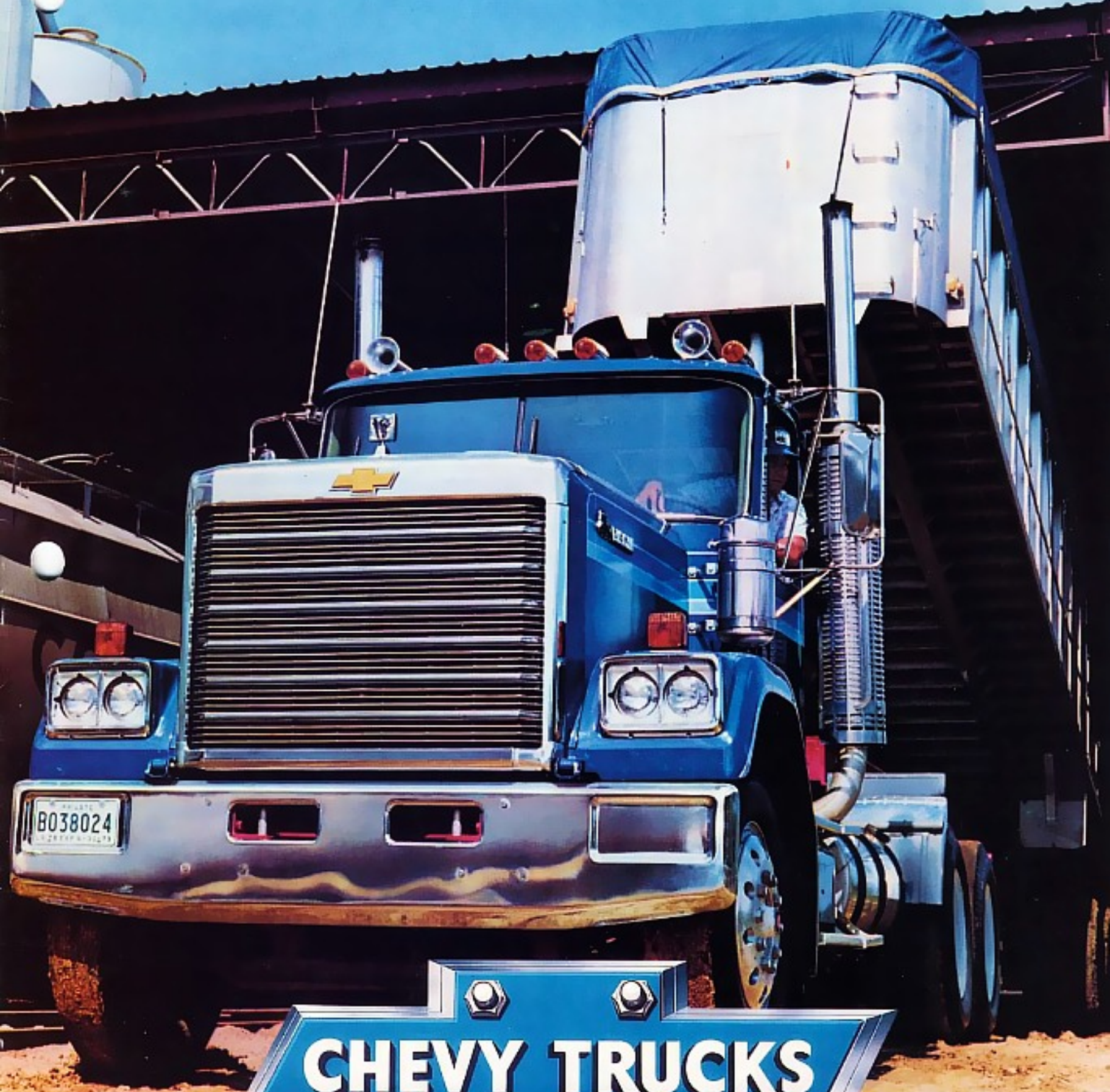


'80 BISON



CHEVY TRUCKS

BUILT TO STAY TOUGH



116" BBC BISON SHOWN HERE AND ON COVER.



108" BBC BISON



116" BBC BISON

BISON: BUILT TO STAY TOUGH

THE CONVENTIONAL-CAB HEAVY FOR ON-ROAD AND OFF

Bison, Chevy's "Magnificent Beast," is a tough, high-performance heavy-duty truck that's easy on the driver, easy on operating costs and easy to service and maintain. Offering GVWRs of up to 66,000 lbs. and GCWRs of up to 80,000 lbs., Bison is available in two models: a 108-in. BBC, developed primarily for construction and off-road use, and a 116-in. BBC, mainly for highway use.

New for 1980.

- Improved, available cost-saving air conditioner
- New oxblood color cab interior provides appearance-customizing opportunities

- Available diamond-tread steel fenders bolted to the frame permit tilting the hood for service
- Tapered front and rear springs are standard this year and provide weight savings and soft ride

- Shock-mounted rear lights are available
- Corrosion-resistant, lightweight SMC fiberglass doors standard
- Bumpers with flexible end caps standard.

Lightweight Cabs and Tough Frames.

Bison's cab is built of high-strength aluminum alloys. Lightweight fiberglass-reinforced sheet-molded compound is also used for the hood and doors. Welded and riveted construction produces a cab that can be repaired by conventional methods.

A truck is as tough as its frame. And Bison offers tough steel and/or aluminum frames. A choice of frame reinforcements is available for especially hard work

where a lot of jarring occurs.

Bison, the Truckers' Choice. Bison's new features, the wide choice of available options, new color and trim and traditional values make it a natural choice for demanding owner operators and fleet managers alike.

Many vehicles in this catalog are shown with available factory-installed options, dealer-installed accessories and specialized equipment from various independent suppliers.

A WORD ABOUT THIS CATALOG:

We have tried to make this catalog as comprehensive and factual as possible. And we hope you find it helpful. However, since the time of printing, some of the information you'll find here may have been updated. Your dealer has details and, before ordering, you should ask him to bring you up to date.

EASY TO DRIVE EASY TO SERVICE EASY ON THE EYES



CUSTOM INTERIOR SHOWN WITH OPTIONAL EQUIPMENT.

Bison's cab makes it easy to drive. It's roomy and comfortable. A National Cush-N-Aire® driver's seat is standard. Controls are easy to reach and operate. Tachometer or tachograph, odometer, ammeter, temperature gauges and other most-used instruments are located in front of the driver for easy monitoring. So are control switches and knobs. Servicing of instrument panel components is easy. Just pop them out from the front. And simplified panel wiring further adds to convenient, easy service. Bison's interiors are handsome. There are three cab interior colors available, each functional and attractive. And there are many comfort and convenience options to choose from.

Standard Interior. The standard Bison interior features color-coordinated vinyl trim in saddle, dark blue or the new oxblood. It also features a contoured, padded headliner with available roof-mounted radio. Many functional and convenience options such as special seats, a choice of radios, air conditioning, power windows and sport steering wheel may be added.

Custom Interior. Contains all features of the standard interior plus rich, simulated wood-grain on instrument panel and on doors, and thick carpeting.

Lightweight Cab Interior. This special fleet package includes painted windshield pillars, black driver's seat, black seat belts, insulated plastic headliner, aluminum door sill plates and single unpadding sun visor.

Power Electrical Connectors. Pack-Con Connectors are used extensively in the electrical system to help ensure

positive connection. They automatically disconnect if assembled improperly.

Standard 4-Way Adjustable Steering Column. It can be adjusted to any one of four positions, through an angular travel of 12 degrees, for your comfort. Constructed of aluminum with a nylon cover, this standard steering column also adds to interior style. Integral turn signal, flasher, and trailer brake control are included.

Extensive Cab Soundproofing. Standard insulation includes foam and felt beneath most interior panels, upper rear panel and headliner with insulated foam and perforated vinyl, foam covered with vinyl on door trim panels, felt insulation and asphalt mastic beneath the floor mat, and mastic and fiberboard in the dash mat area.

Welded and Riveted Aluminum Cab Construction. The basic Bison cab is of welded and riveted, lightweight aluminum design. Full inner and outer roof and back panels and single-piece door frames are spot welded into a tight structure. Cross members are mounted back to back.

Sleeper. A 34-inch sleeper box is available. An 18" x 46" opening to the cab is standard. Separate heating and air conditioning controls are available.


The Corrosion-Protection Story. All heavy-duty truck cabs are completely immersed in a cathodic ELPO dip and joints are sealed with Plastisol® and foam sealers before they receive their final coat of paint. They first undergo a multistage zinc phosphate treatment to help provide a clean, smooth surface. During the cathodic ELPO immersion process, electrically charged primer paint coats all surfaces including out-of-the-way corners.




CUSTOM INTERIOR WITH AVAILABLE BUCKET SEATS.



AVAILABLE SLEEPER CAB.



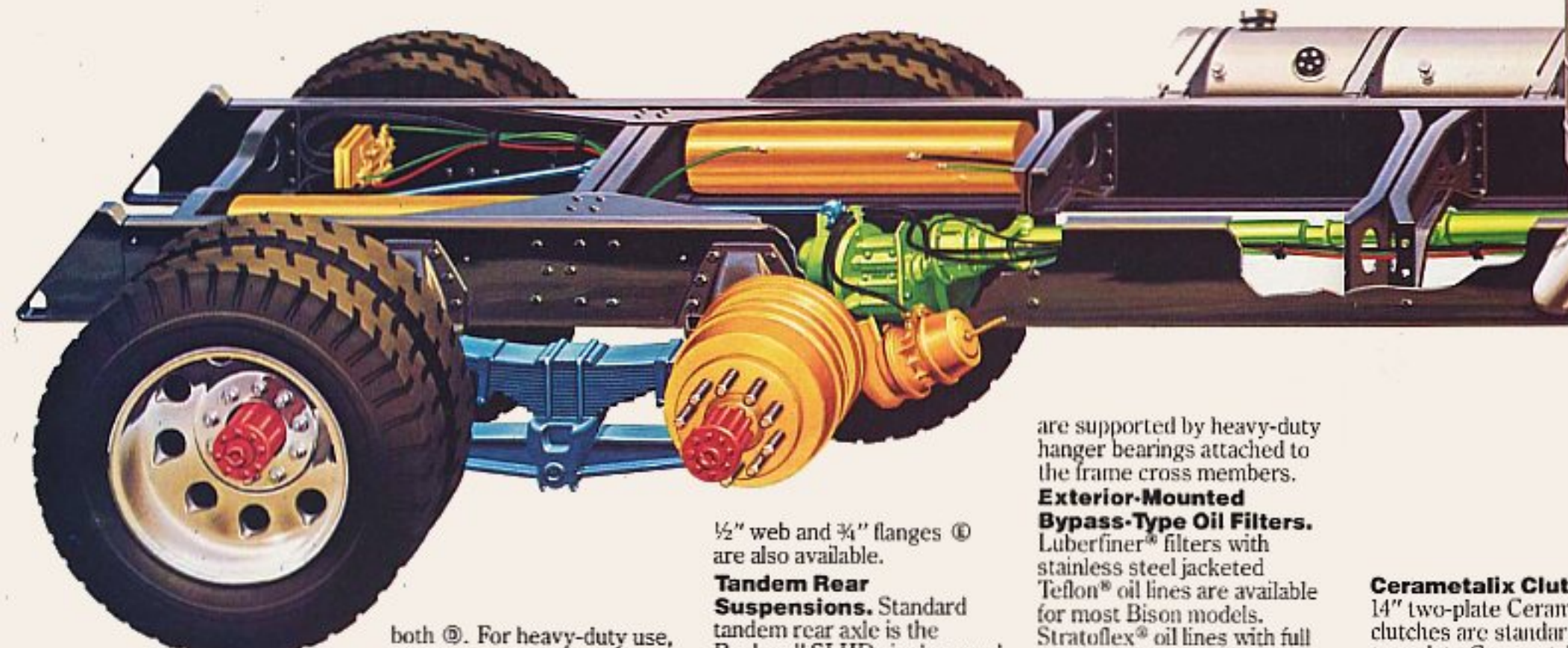
PADDED HEADLINER WITH AVAILABLE ROOF-MOUNTED RADIO.



STANDARD DISPATCH CASE.

A STRONG BACKBONE

Bison's chassis is tough. It's computer-designed and built to stand the rough pounding a heavy-duty truck takes, and then some. A choice of rugged steel or aluminum frames is available. There's a wide range of diesel engines, transmissions, axles and other equipment available to let you spec out a Bison to meet your exact job requirements.



Steel and Aluminum Frames and Reinforcements. Bison provides a 5/16" rail standard. Order it with 1/4" channel rail Ⓐ, 1/4" "inverted L" outer reinforcement Ⓑ or 1/4" inner channel reinforcement Ⓒ, or

both Ⓓ. For heavy-duty use, a 3/8" channel rail is available, with 1/4" "inverted L" reinforcements, 1/4" inner channel reinforcements or both. Rail section modulus ranges from 10.71 for 1/4" channel rails to 47.14 for 3/8" drop-center rails with inner and outer reinforcements. Lightweight aluminum rails with

1/2" web and 3/4" flanges Ⓔ are also available.

Tandem Rear Suspensions. Standard tandem rear axle is the Rockwell SLHD single speed with hypoid gearing. Standard rear suspension is the Reyco 101A with 34,000-lb. capacity. Four-inch-wide rear springs standard. A wide range of other suspensions is also available.

Full Air Brakes. Efficient stopping power tailored to truck or tractor usage. Brake system components, including all brake lines and hoses, are color-keyed for ease of service. A wide range of brake sizes is available to help meet your needs.

Rugged Universal Joints. Standard prop shaft "U" joints include Spicer 1710, 1760 and 1810 Series, depending on engine model. Propeller shafts

are supported by heavy-duty hanger bearings attached to the frame cross members.

Exterior-Mounted Bypass-Type Oil Filters. Luberfiner® filters with stainless steel jacketed Teflon® oil lines are available for most Bison models. Stratoflex® oil lines with full swivels and Parker-Hannefin oil lines with swivel fittings are available.

Color-Coded Air Lines. Air lines are color coded for easy identification. Air junction at the rear of the cab is handy and easy to service. Lines are equipped with reusable fittings for on-the-spot repairs.



Cerametalix Clutches. 14" two-plate Cerametalix clutches are standard. 15 1/2" two-plate Cerametalix clutches are available for some engines.

SMC Cab Doors and Hood. Corrosion-resistant, lightweight SMC fiberglass doors and hood are standard for long life. The entire hood assembly tilts forward through a 77° arc to provide plenty of room for engine service. Counterbalanced design, together with weight-saving materials, makes it easy to tilt and return to the down position.

Sealed Headlight Junction Block. Headlight junction block has sealed cover, fitted with a zerk grease fitting and filled with grease to help prevent corrosion.

Recirculating Ball Steering Gear Design. Provides a 28.1 to 1 ratio to help ease manual steering effort.

I-Beam Front Axles. Drop-forged steel I-beams with rated capacities from 12,000 to 18,000 lbs. are available to meet specific load requirements. Extra-wide 54" x 4" front springs and front shock absorbers are standard.


High-Efficiency Cooling System. Specially engineered for cooling efficiency with Bison's high-horsepower engines. Features include 1400-sq.-in. frontal area with cross-flow core radiator with 5 inches of space between core and fan, bolted construction; radiator core design which provides good air flow

and cooling through an in-line arrangement of water tubes; low-coolant alarm and sight glass; provision for PTO mounting. Clutch-type fans available.

Convenient Battery Box. Standard aluminum battery box with fiberglass-reinforced plastic cover opens easily and seals tightly.

Delco "Road Gang" Electrical System. Standard are four big Delco

1200 Series 12-volt batteries, with sealed design that eliminates the need for adding water. Delco's 75-amp 25-SI alternator and 40-MT cranking motor are included in the "Road Gang." **Cab-to-Engine Electrical Junction Blocks.** They're mounted on the fire wall in the engine compartment where they are easy to reach and service.





BISON POWER

DETROIT DIESELS

Series 71. They're available as naturally aspirated and turbocharged Sixes and V8s. Turbocharged models feature blower-mounted design which offers a lot of power in a compact package.

Series 92. Available as turbocharged V6s and V8s. They use the same block size as the Series 71 but have a 30% larger internal capacity and 25% more power.

"Fuel Squeezer" Engines. Available in both the 71 and 92 Series. Detroit Diesel Fuel Squeezers are designed for efficient performance. As the RPMs decrease from governed speed, the torque increases substantially. The vehicle needs fewer gear steps than with a conventional engine because the torque rise of the engine will provide the power normally needed.

CUMMINS DIESELS

A selection of in-line 6-cylinder, 4-cycle diesels is available. All come with Cummins turbocharger to deliver added operational horsepower with no increase in size.

NTC Series. Cummins NTC-290 and NTC-350 diesels feature big displacement, efficient combustion and low operating and exhaust temperatures. Also a big NTC 400 engine is available.

Formula 290 and 350. Operate between 1300 and 1900 RPM. This low range, applied through high-speed rear axle ratios, provides a high torque rise. This results in impressive fuel economy.

CATERPILLAR DIESEL

The Caterpillar 3406 four-cycle overhead valve in-line six is also available. It is turbocharged and develops gross horsepower of 350 at 1900 RPM.

BISON OPTIONS

A wide variety of optional operating and comfort and convenience equipment is available to tailor Bison to individual needs and personal preferences. Shown here are representative examples. Contact your Chevrolet Heavy-Duty Dealer for complete, detailed information.



Improved Air Conditioning. A new, improved air conditioning system is available for Bison. It allows the compressor to cycle on and off for less power drain.

Power Steering. Power steering is available for all Bisons. Steering pump delivers pressures up to 1280 psi.



Sleeper Control. Separate control includes fan speed, dual-mode heater and/or air conditioner switch and thermostat level.

Low Tire Pressure Warning System. A new, low tire pressure warning system is available with tubular wheels. When any tire is low, a red light on the instrument panel goes on.

Special Steel Fenders. Diamond-tread steel fenders are available. They are particularly applicable for construction, logging, fuel oil hauling and related use where drivers have occasion to stand on fenders. The fenders do not interfere with opening the hood for routine maintenance and can be removed for complete access to the engine compartment.

Fuel Tanks. A single 55-gal. cylindrical aluminum fuel tank is standard. Dual 50-gal. rectangular steel tanks are available. Or choose dual aluminum



tanks with external-mounted steps and capacities of 55, 75 or 100 gallons each.

Wheels. 10-stud steel, high-tensile steel and aluminum disc wheels are available. Also chrome nut covers and



front wheel aluminum hubs are available.

Radios. A choice of Delco radios is available including AM, AM/FM stereo and AM/FM stereo with stereo tape player.



Outside Sunshield. A fiberglass sunshield, exterior mounted, is available in body color.



Oil Filter. A chromed Luberfiner® oil filter with 14-qt. capacity is available.

Auxiliary Lights. Perlux® all-weather lights are available for most bumpers.



Power Windows. Left-hand and right-hand power windows or right-hand power window only are available.

Roof-Marker Lights. Bullet-shaped, chromed cab roof-marker lights are available.

Air Cleaners. Several models are available.



Exhaust Systems. Choose from available single and dual chrome vertical tailpipes with rain caps and stainless steel mufflers.

Seats. Special driver and passenger seats, including high-back models, are available.

Dragfoiler.® The Dragfoiler increases fuel efficiency when hauling trailers at highway speeds.

Page 10
missing

CHEVY'S E-Z SPEC SYSTEM FOR EASY ORDERING


Getting a Bison that's tailored just right for your particular application is easy, thanks to Chevy's E-Z Specs. The most popular component combinations for different vocations and applications have been calculated and computer programmed. All you do is describe your particular needs to your Chevy Heavy-Duty Truck Dealer. He can then use the "bank" of information available. All this can be done precisely and quickly.



CUSTOMIZE YOUR BISON AS YOU LIKE IT

You can order your Bison in four basic exterior paint and trim schemes. They are: standard solid tone exterior, optional solid or two-tone exteriors with wide tri-color stripes and special tri-tone paint schemes in eight stripe configurations. There are many colors from which to

choose. Wheels, bumpers, fuel tanks and steps, air cleaners, oil filters, grab handles and other chassis related parts are finished in bright metal or harmonizing colors. Some of the many color and stripe combinations are shown below.



A WORD ABOUT COMPONENTS, OPTIONAL EQUIPMENT, ASSEMBLY AND AVAILABILITY OF THESE CHEVROLETS.

These Chevys incorporate thousands of different components produced by various divisions of General Motors and by various suppliers to General Motors.

With respect to factory-installed extra cost optional equipment, make certain you specify the type of equipment you desire on your vehicle when ordering it from your dealer. We suggest you verify that your vehicle includes the optional equipment you ordered or, if there are changes, that they are acceptable to you.

The Chevy Bison Model Series CN90 described in this catalog is assembled at facilities of General Motors Corporation operated by GMC Truck & Coach Division. This vehicle is also available from GMC dealers under the name GMC General Model Series TN9500.

The right is reserved to make changes at any time, in prices, colors, materials, equipment, specifications and models, and to discontinue models. Chevrolet Motor Division of General Motors Corporation, Detroit, Michigan 48202.



BUILT TO STAY TOUGH