

1985 Mitsubishi Cordia and Tredia



Coupe or sedan, the Ingenuity is standard.

Since 1917, every Mitsubishi vehicle produced reflects the ingenuity that has made them among the finest in the world today.

The 1985 Cordia Coupe and Tredia Sedan are certainly no exceptions.

They feature practical front-wheel drive, designed to provide excellent traction in not-so-excellent driving conditions. Like rain, mud and snow. The same front-wheel-drive system also yields more interior room for excellent comfort and convenience.

All but the Turbo models are powered by an ingenious 2.0-liter MCA-Jet™ engine. Its special three-valve combustion chamber and electronic fuel feedback system promote economy* and performance. And its patented

Mitsubishi Dual Engine Stabilizers™ help provide unexpected smoothness.

These two machines are also equipped with sure-footed four-wheel independent suspension using MacPherson struts and a beefy stabilizer bar up front. And trailing arms, coil springs and telescopic shocks in the rear. Together with rack-and-pinion steering, they smooth out the ride and give you quick, responsive handling. And for smooth stopping, power-assisted ventilated front disc and self-adjusting rear drum brakes are standard equipment.

But along with their similarities, the 1985 Cordia Coupe and Tredia Sedan are also distinctly different.

One of the Cordia Coupe's more prominent features is its handy hatchback, that provides loads of convenience and practicality. And split fold-down rear seats let you adjust passenger and cargo capacity to suit a wide variety of needs.

The Cordia is a sporty coupe, too. The sleek body design is not only pleasing to the eye, it's also very functional. With a 0.34 coefficient of drag in standard trim, it slices through the air with the greatest of ease.

Of course, if four doors and a trunk are what you need, there's the 1985 Tredia Sedan. It's got every bit of roominess you'd expect in a four-door.

And the snappy performance you don't.

For openers, the Tredia has a very large, accommodating trunk. Eleven cubic feet worth. And with plenty of depth for plenty of cargo versatility built right in.

The Tredia also comes with a full complement of standard features. Like reclining front bucket seats. Full instrumentation. And carpeting from door to door, front and back.

So the choice is yours.

The sporty Cordia Coupe. Or the roomy Tredia Sedan. Whichever one you pick, and however you equip it, in addition to an outstanding value, you'll also be getting one exceptional standard feature that no other manufacturer has ever been able to offer.

Mitsubishi Ingenuity.



Cordia LS Package

Tredia LS Package

*See EPA mileage figures in specifications section.

Cordia Turbo. Fly the Coupe.



Cordia Turbo cockpit provides comfort and convenience to go.

The 1985 Cordia Turbo is indeed a rare machine. It fully indulges one's performance-oriented instincts. And yet, serves well the practical needs of today's world.

This potent hatchback derives its power from a 1.8-liter turbocharged, fuel-injected engine and five-speed overdrive transmission.

But, unlike most other turbo powerplants, this MCA-Jet™ engine and its water-cooled turbocharger were engineered and built specifically for each other.

Mitsubishi turbochargers, characterized by their low mass and light weight, respond faster than larger, heavier ones.


So "turbo lag" is virtually eliminated.

An equal partner in this responsiveness is the Mitsubishi ECI™ electronically controlled fuel injection system. It decides in milliseconds precisely

how much fuel the engine needs.

The Cordia Turbo's four-wheel independent suspension has been turbo-tuned to match its powertrain. With stabilizer bars both front and rear. And high-performance radial tires mounted on handsome cast alloy wheels.

The Cordia Turbo looks as good as it goes, too. Its aerodynamic design slices the wind with a low 0.33



The Mitsubishi Turbocharging System is watercooled.

coefficient of drag. And there's a functional extended front air dam and rear spoiler, too.

Naturally, the Cordia Turbo cockpit also enhances the driving experience. With such standard features as ergonomically designed, bucket seats. Complete analog instrumentation, including a turbo boost gauge. Cruise control. Variable-assist power steering. Two-speed windshield wipers with an adjustable intermittent function. A five-speaker AM/FM stereo cassette system is also included for superb sound.


The list goes on. And on.

So if you're looking for performance as well as practicality, drive a 1985 Cordia Turbo.

It's a down-to-earth coupe. With get-up-and-go.



Cordia L and LS Package. Class-act Hatchbacks.



It offers a host of power and convenience items, like a highly functional digital/graphic instrument cluster. Power windows, mirrors and radio antenna, as well as cruise control add to this automobile's feeling of sheer opulence. And it's all topped off by comfortable and good-looking seats upholstered with striped cloth inserts surrounded by plenty of luxuriously supple buckskin trim.



Cordia LS Package digital/graphic instruments give you instant information.

area light comes on automatically. The rear tonneau cover can be removed easily, and the split rear seats can be folded down either together or independently.

All told, there just aren't too many cars around that can offer such an intelligent combination of luxury, utility and performance in one, beautifully styled automobile.

And it is precisely this ingenious versatility that puts these Cordia Hatchbacks at the head of their class.

While the Cordia can accommodate five people, it is also adept at accommodating a variety of cargo. You can open the hatch with the remote release lever, and the cargo

Cordia L and LS Package feature cloth and buckskin upholstery.



Mitsubishi Motors decided long ago they weren't interested in building ordinary, run-of-the-mill cars.

The 1985 Cordia L and LS Package are brilliant testimonies to that decision. With an ingenious blend of comfort, convenience and performance features.

The powerplant is the responsive 2.0-liter MCA-Jet™ engine. Its combustion chamber design has been carefully engineered to promote the economical* use of fuel, while not leaving one in want of power. Performance is further enhanced by a unique electronic fuel feedback system for fast starts and smooth running. And

patented Mitsubishi Dual Engine Stabilizers™ are designed to minimize vibration.

On the Cordia L, a smooth-shifting five-speed manual overdrive transmission delivers the power to the front-wheel-drive system.


Or, if you so desire, you can choose the three-speed automatic transmission with an ELC™ electronically controlled lockup torque converter. It's designed to ensure that all the engine's power is smoothly and effectively used.

The Mitsubishi Motors engineers put their talents to good use in creating the Cordia's good looks. Its slippery shape yields a low 0.34 coefficient of drag. So form and function go hand in hand. As they should.

Inside, the Cordia L is just loaded with standard features. Like sporty, low-back bucket seats with three-position see-through headrests for exceptional comfort and practicality. The doors have handsome fabric inserts above a plushly carpeted panel. Door-mounted map pockets and a full console help keep things organized.

Once under way, the complete analog instrumentation informs the driver of all vital functions. The two-speed windshield wipers have a variable intermittent function for those days when it's not quite raining, but it's not dry either. And for sound, the Cordia has a five-speaker, AM/FM stereo cassette system as standard equipment.

On the Cordia L with the automatic transmission, you can also have the LS Package.



Open the hatch or fuel-filler door from the driver's seat.



Great sound is standard equipment on every Cordia.

*See EPA mileage figures in specifications section.

Tredia Turbo. Zoom for Five.

All it takes is one ride in the 1985 Tredia Turbo, and the old notion that sedan practicality and high performance can't coexist in one car will soon be forgotten.

Your first impression is one of luxury. The seats are upholstered in handsome buckskin and tweed knit. The comfortable front buckets have see-through headrests. It has cruise control for open-road driving. Of course, there's all the room you'd expect in a four-door. And plenty more.



There's lots of room to move inside the Tredia Turbo.

But you quickly realize that this road machine is ready for action. And lots of it. Your eyes easily scan the full array of analog instrumentation. The turbo steering wheel and pistol-grip five-speed shifter fit you well. The height-adjustable steering column lets you put the


thick-grip wheel right where you want it.

On the road, the Tredia Turbo's nimble performance is readily apparent. The 1.8-liter turbocharged, fuel-

injected MCA-Jet™ engine provides truly outstanding power for passing and climbing hills with ease.

And because Mitsubishi water-cooled turbochargers are of such light weight, they respond faster than larger, heavier types. So "turbo lag" is virtually eliminated.

Another reason for the Tredia Turbo's excellent responsiveness is the Mitsubishi ECI™ electronically controlled fuel injection system. The ECI™ microprocessor determines in milliseconds precisely how much fuel is needed and orders it delivered to the engine.



Boost gauge shows turbo operation.

So when you want the power, you get the power. And plenty of it.


And to keep that power under your strict guidance, the Tredia Turbo features turbo-tuned, four-wheel independent suspension. With stabilizer bars both front and rear. And wide, low-profile high-performance radial tires mounted on handsome alloy wheels.

To enhance the Tredia Turbo's stylish appearance even more, there are special exterior accents. Like a blackout grille. Black trim and body side moldings. And a front air dam extension for functional good looks.

So if room and zoom share top billing on your list of needs, drive a Tredia Turbo. It's one of the most exciting ways there is to comfortably get five people and their cargo where they want to be.



Three more hardly sedate sedans.



Tredia

Tredia L

Tredia LS Package

Although the Tredia Turbo is certainly the high performance model, the balance of the line hasn't been neglected in the power area. The 1985 Tredia, Tredia L and LS Package provide all the roominess and comfort that you'd want in a four-door.


But with sporty performance and handling far beyond your expectations.

The 2.0-liter MCA-Jet™ engine and standard five-speed manual overdrive transmission power these machines in smart fashion. The engine's three-valve design and its electronic fuel feedback system help enhance fuel economy* and performance. And the patented Mitsubishi Dual Engine Stabilizers™ make for smoother, quieter operation.

To help keep maintenance costs down, Tredias have an electronic ignition system

that never needs tuning. And automatic intake and exhaust valve adjusters virtually eliminate the need for valve clearance adjustments.

For excellent handling, Tredias have four-wheel independent suspension. Rack-and-pinion steering provides precise handling, with variable-assist power steering as an option on the Tredia, and standard on the Tredia L and LS Package. All-season radial tires and stylish steel wheels round out the package. The Tredia L and LS Package are fitted with handsome full wheel covers.



Outside mirrors can be adjusted electronically in the LS Package.

All Tredia Sedans share some superb comfort and convenience features.

There are plush front bucket seats with see-through headrests. High-back rear seats with plenty of room for three people. A dual bi-level heating and ventilation system with a 4-speed fan. And defoggers for the front and side windows. On the Tredia L, the remote release levers mean you can conveniently open the fuel filler door and trunk lid from the driver's seat. The windshield wipers have two speeds, plus a variable intermittent function. No less than four

speakers highlight the AM/FM stereo cassette system. And map pockets are mounted in each front door. On the Tredia L with an automatic transmission, you can also have the LS Package. On top of all the L model's



Switches for windshield wiper, washer and cruise control are right at your fingertips on the Tredia LS Package.

features, it has yet more functional items. Dual outside mirrors are power-operated from a single control. Power windows and door locks are standard. Cruise control helps prevent fatigue on long trips. There's even an illuminated vanity mirror for the front seat passenger. And a digital/graphic instrument cluster gives you all the car's vital information at a glance.

So don't just look at a 1985 Tredia. Sit in it. Get the feel of it. And then drive it.

It'll change your whole outlook on the world of sedans.



Tredia interior is highlighted by adjustable, reclining front bucket seats.




Comfortable buckskin and velour seats are standard in Tredia L and LS Package.

*See EPA mileage figures in specifications section.

Functional features. Outstanding options.

Every 1985 Cordia Coupe and Tredia Sedan is loaded with standard features for comfort, convenience and performance. And to make your driving even more enjoyable, there's a host of ingenious options, too.

Fully reclining, fully comfortable front bucket seats with see-through headrests are standard on all Cordia and Tredia models. They've all got center consoles, and most have the handy front-door map pockets. Rich door-to-door carpeting is also standard.



A three-speed ELC™ automatic transmission is optional on both the Cordia L and the Tredia L models.

Cordia owners benefit from split fold-down rear seats that extend the cargo area on either or both sides. All of the Tredia models have plush, high-back rear seats. And all but the base model offer a comfortable fold-down center armrest.

Convenience items abound. Most models have two-speed windshield wipers with variable intermittent operation. The Cordia LS Package and Turbo model even have a standard rear window wiper and washer. Many have remote control dual mirrors. And passenger-side vanity mirrors.

Both LS Packages take convenience even a step further, with an impressive array of comfort and convenience items. Power windows and mirrors function with the touch of a button. The Tredias also have power door locks,



Let the sunshine in your Cordia with an available see-through sunroof. You can open it, adjust it or remove it completely.

and the Cordias, a power antenna. And both LS Packages come with cruise control for more comfortable open-road driving.

For sounds, an AM/FM stereo cassette system is standard on all but one model. Most models offer an electronically tuned receiver as optional equipment, as well as a high-fidelity graphic equalizer.

Every Cordia and Tredia model features the excellent traction of front-wheel drive. To provide superb handling as well as a smooth ride, they are equipped with a fully independent suspension system that has MacPherson struts and a stabilizer bar up front, telescopic shocks and trailing arms in the rear, and coil springs all around. And on both the Cordia Turbo and Tredia Turbo, there's a rear stabilizer bar and firmer suspension components designed to



Cordia LS Package and Turbo come with rear window wiper and washer, and all models have an electric rear window defogger.

provide even sportier handling.

To keep your Cordia or Tredia looking good, extensive anti-corrosion measures have been taken. After precise welding, many areas of the body are injected with wax. Special sealing and priming are done to prevent water absorption. The entire structure is dipped in the primer tank, and specific areas are treated with even more kinds of special anti-corrosion materials and coatings.

And it's all backed up by a 5-year/50,000-

5/50

mile limited warranty against rust-through.*

All but the Turbos are fitted with all-season radial tires mounted on handsome styled steel wheels. On the Cordia L and LS Package, they're blacked out and highlighted with bright trim rings. Both the Tredia L and LS Package have stylish full wheel covers. As for the Turbos, they have their own distinctive, lightweight cast alloy wheels along with high-performance radial tires.


An additional option is all-season air conditioning. It can be ordered on every Cordia and Tredia. All the

Cordia models can be equipped with a removable, see-through sunroof, too. And both the Cordia L and Tredia L models can be outfitted with a three-speed ELC™ automatic transmission for smooth and easy driving.


The list of ingenious features is very long. In fact, way too long to mention everything here. But with all that's available for 1985, it's easy to find the Cordia or Tredia that's just right to take you where you want to be.



Mitsubishi high-fidelity audio systems make for superb sound.



Radial tires and black-out wheels are standard on the Cordia L and LS Package. The Cordia Turbo alloy wheels are fitted with H-rated tires.



Tredia Turbo features aluminum alloy wheels, while the Tredia L and LS have stylish full wheel covers. All run on radial tires.



Low-back bucket seats with see-through headrests provide exceptional comfort on every Cordia and Tredia.

*See warranty statement in specifications section.

1985 Cordia and Tredia facts and figures.

Features & Options

	CORDIA L	CORDIA L w/LS PACKAGE	CORDIA TURBO	TREDIA	TREDIA L	TREDIA L w/LS PACKAGE	TREDIA TURBO
DRIVETRAIN							
2.0 liter, 88-hp engine	•	•		•	•	•	•
1.8 liter, 116-hp turbocharged engine			•				•
5-speed manual transmission	•		•	•	•		•
3-speed ELC™ automatic transmission	•	*			•	**	
MECHANICAL / FUNCTIONAL							
Styler steel wheels	•	•		•	•	•	
Full wheel covers					•	•	
Aluminum alloy wheels			•				•
P165/80R13 all-season tires, BSW				•	•	•	
P185/70R13 all-season tires, BSW	•	•					•
185/70HR13 tires, BSW (Yokohama)			•				•
Power-assisted ventilated front disc brakes	•	•	•	•	•	•	•
Water-cooled turbine bearing housing	•	•	•	•	•	•	•
Automatic valve lash adjusters	•	•	•	•	•	•	•
Dual bi-level heating/ventilation system w/4-speed fan	•	•	•	•	•	•	•
Air conditioning	•	•	•	•	•	•	•
Cruise control		•	•			•	•
Power windows		•				•	•
Power door locks						•	•
Height-adjustable steering column	•	•	•	•	•	•	•
Power-assisted rack-and-pinion steering	•	•	•	•	•	•	•
5-year/50,000 mile Anti-Corrosion Perforation Limited Warranty†	•	•	•	•	•	•	•
EXTERIOR							
Air dam extension			•				•
Halogen headlights	•	•	•	•	•	•	•
Power antenna		•				•	
Tinted glass	•	•	•	•	•	•	•
Dark upper windshield band							•
Styler mudguards, front and rear			•				•
Sunroof	•	•	•				
Rear spoiler			•				
Rear window wiper/washer		•	•				
EXTERIOR COLORS							
California Red	•	•	•				•
Red Metallic				•	•	•	•
Rocky White	•	•	•	•	•	•	•
Bright Silver	•	•	•	•	•	•	•
Atlantic Blue	•	•	•	•	•	•	•
Chateau Beige	•	•	•				
Captivo Brown				•	•	•	•
Selbia Black			•				
Black Metallic							•
Captivo Brown/Chateau Beige Two-Tone					•	•	
Chateau Beige/Red Metallic Two-Tone	•	•					
INTERIOR							
2-speed wiper/washer	•	•	•	•	•	•	•
Intermittent wiper feature	•	•	•	•	•	•	•
Remote hood release	•	•	•	•	•	•	•
Remote trunk/hatch, fuel filler openers	•	•	•	•	•	•	•
Manual remote-control dual mirrors	•	•	•	•	•	•	•
Power remote-control dual mirrors		•				•	
Passenger's vanity mirror	•	•	•			•	•
Illuminated vanity mirror						•	
Passenger assist grips, front & rear	•	•	•	•	•	•	•
Analog Instrumentation	•	•	•	•	•	•	•
LCD Digital/graphic instrumentation		•				•	
Air-flow indicator		•				•	
Tachometer	•	•	•	•	•	•	•
Tripmeter	•	•	•	•	•	•	•
Coolant temperature gauge	•	•	•	•	•	•	•
Oil pressure gauge	•	•	•	•	•	•	•
Voltmeter	•	•	•	•	•	•	•
Turbo boost gauge			•				•
Analog quartz clock				•			•
Digital quartz clock	•	•	•	•	•	•	•

Standard ●
Optional ○

Call 1-800-447-4700 for your nearest Mitsubishi Motors Dealer. For *Motor Trend's 1985 Mitsubishi Buyer's Guide*, send a check or money order for \$3.95, payable to MMSA, to: Buyer's Guide, Box #26470-CTB, Santa Ana, CA 92799-6470.
Part #5002. Litho in U.S.A. ©1984 Mitsubishi Motor Sales of America, Inc.

Features & Options, continued

	CORDIA L	CORDIA L w/LS PACKAGE	CORDIA TURBO	TREDIA	TREDIA L	TREDIA L w/LS PACKAGE	TREDIA TURBO
INTERIOR, CONTINUED							
AM/FM stereo radio + console-mounted cassette	•	•	•	•	•	•	•
ETR AM/FM stereo radio + console-mounted cassette	•	•	•	•	•	•	•
ETR AM/FM stereo radio + cassette + graphic equalizer	•	•	•	•	•	•	•
Reclining low-back front bucket seats w/see-through headrests	•	•	•	•	•	•	•
Door map pockets	•	•	•	•	•	•	•
Center console	•	•	•	•	•	•	•
Split fold-down rear seat	•	•	•	•	•	•	•
Rear cargo cover	•	•	•	•	•	•	•
High-back rear seat				•			
High-back rear seat w/fold-down center armrest					•	•	•
Rear window defogger	•	•	•	•	•	•	•
Trunk area cargo lamp				•		•	•

Specifications

ENGINE	2.0	1.8 TURBO
Model designation	G63B	G62B w/Turbo
No. cylinders, layout	4-cyl., inline	4-cyl., inline
Bore x stroke, mm	85 x 88	80.6 x 88
In.	3.35 x 3.46	3.17 x 3.46
Displacement, cc	1997	1795
Cu. in.	122	109
Compression ratio	8.5:1	7.5:1
Carburetion	1-2V	fuel injection
Horsepower at rpm: 49-state & Cal.	88 at 5000	116 at 5500
Torque at rpm, ft.-lbs: 49-state & Cal.	108 at 3500	129 at 3000
Engine features include: Single overhead camshaft, Dual Engine Stabilizers™, MCA-Jet™ combustion chamber design, electronic fuel feedback carburetion system (non-turbo engine), automatic valve lash adjusters (non-turbo engine), Turbocharger with ECI™ fuel injection, water-cooled turbine bearing housing (Turbo only).		
Emission control system: EGR, air induction, 3-way catalyst w/feedback control.		

CLUTCH

Clutch type	single-plate, dry
Diameter, in.	7.9

TRANSMISSIONS

	5-SPEED MANUAL	3-SPEED AUTOMATIC
Applications	Cordia L, Turbo	L, LS Pkg
Applications	Tredia, L, Turbo	L, LS Pkg
Gearbox ratios:		
1st	4.226:1	2.846:1
2nd	2.365:1	1.581:1
3rd	1.467:1	1.000:1
4th	1.105:1	
5th	0.855:1	
Reverse	4.109:1	2.176:1
Max. ratio at stall		2.170:1
Final drive ratio:		
w/2.0-liter engine	3.187:1	3.187:1
w/1.8-liter Turbo engine	3.466:1	

SUSPENSION-CORDIA / TREDIA

Front suspension: Independent with struts, coil springs, telescopic shock absorbers, 0.87-in. stabilizer bar (Cordia L, LS Pkg), (Tredia, L, LS Pkg), 1.02-in. (Turbo).
Rear suspension: Independent with trailing arms, coil springs, telescopic shock absorbers, 0.57-in. stabilizer bar (Turbo only).

DIMENSIONS -in./mm.	CORDIA	TREDIA
Wheelbase	96.3/2445	96.3/2445
Overall length	173.0/4395	172.4/4380
Width (w/body side moldings)	65.4/1660	65.4/1660
Height	49.4/1255	51.6/1310
Track, front	55.5/1410	55.5/1410
Track, rear	54.1/1375	54.1/1375
Head room, front	36.8/935	37.6/955
Rear	35.6/905	36.4/925
Shoulder room, front	52.8/1340	52.8/1340
Rear	50.0/1270	52.8/1340
Leg room, front	41.3/1050	40.9/1040
Rear	30.3/770	34.3/870
Hip room, front	53.5/1360	53.5/1360
Rear	52.0/1320	54.3/1380

Technical data, features, options and other equipment shown in this catalog are based on the latest available information at the time of printing and are subject to change without notice. Some vehicles are shown with optional equipment. For further information on additional options and accessories, contact your Mitsubishi Motors Dealer. Availability at dealers of vehicles with specific features may vary.
†Within 5 years or 50,000 miles, whichever comes first, MMSA will repair or replace at no charge any body sheet metal panel found to have rust-through due to corrosion in normal use.

STEERING	CORDIA	TREDIA
Type	rack-and-pinion	rack-and-pinion
Power assistance	standard	opt. on Tredia, standard on L, LS Pkg, Turbo
Ratio, manual		23.9
Power	16.8	16.8
Turns, lock-to-lock	2.9	4.2/2.9 w/power asst.
Turning circle, curb-to-curb, ft.	32.2	32.2

BRAKES

Type, front	ventilated disc	ventilated disc
Power assistance	standard	standard
Diameter x width, in.	9.45 x 0.71	9.45 x 0.71
Type, rear	self-adjusting drum	self-adjusting drum
Diameter x width, in.	8.0 x 1.4	8.0 x 1.4
Total swept area, sq. in.	246	246

ELECTRICAL SYSTEM

Battery	12-V, maint.-free	12-V, maint.-free
Ignition system	transistorized	transistorized
Alternator rating, amps.	65	65

FUEL SYSTEM

Type fuel required	unleaded	unleaded
Fuel pump type: 2.0 engine	mechanical	mechanical
1.8 Turbo engine	electrical	electrical
Fuel tank capacity, U.S. gal.	12.8	12.8

WHEELS & TIRES

Wheel size: Cordia L, & LS Pkg	13 x 5J
Type	steel disc
Tire size	P185/70R13
Wheel size: Cordia Turbo	13 x 5J
Type	aluminum alloy
Tire size	185/70HR13
Spare tire type & size	temporary T115/70D14
Wheel size: Tredia, L, LS Pkg	13 x 4.5J
Turbo	13 x 5J
Type: Tredia, L, LS Pkg	styled steel
Turbo	aluminum alloy
Tire size: Tredia, L, LS Pkg	P165/80R13
Turbo	185/70HR13
Spare tire type & size	temporary T115/70D14

CURB WEIGHTS-lbs./kg.

Tredia w/5M, w/3A		2365/1073
Turbo w/5M		2405/1091
Cordia w/5M, w/3A	2328/1056	2403/1090
Turbo w/5M	2370/1075	
	2396/1087	

FUEL ECONOMY FIGURES***

Model	engine/trans	49 States		California
		Est. city/hwy	Est. city/hwy	Est. city/hwy
Cordia	2.0/5M	25 32	24 32	24 32
Tredia	2.0/5M	25 32	24 32	24 32
Cordia / Tredia	2.0/3A	24 26	23 25	23 25
Cordia / Tredia Turbo	1.8T/5M	23 30	23 30	23 30

*Cordia L with LS Package available only on Cordia L with automatic transmission. LS Package includes cruise control, power windows, power rear view mirrors, power antenna, digital/graphic instrumentation and rear window wiper/washer.

**Tredia L with LS Package available only on Tredia L with automatic transmission. LS package includes cruise control, power windows, power door locks, power rear view mirrors, illuminated vanity mirror, digital/graphic instrumentation.

***Use EPA estimated city MPG for comparison purposes. Your mileage may differ with trip length, speed and weather. The actual highway mileage will probably be less.



Takes you where you want to be.™



DEZO'S GARAGE
EST 2016