

Transitowne Mitsubishi  
7420 Transit Road  
Williamsville, New York 14221

1 9 8 9

# MONTERO



**MITSUBISHI**

## Technology for people.

Welcome to contemporary Mitsubishi. Man and sophisticated machine in total harmony to enrich the human spirit.

Joy. Pride. Excitement. Confidence. Pure pleasure. At Mitsubishi, we believe a superbly crafted vehicle should evoke those very human emotions as it delights your senses. And we marshal all our diverse skills in that service.

Mitsubishi Motors of Japan has been advancing automotive science

since 1917, building more than 70 years of innovative technology into the design of every Mitsubishi—and now ranking among the world's ten largest automotive companies.

Drawing on the disciplines of more than 100 companies wearing the 3-diamond trademark, Mitsubishi Motors has also built a reputation for quality, reliability, and performance. It's this combination of wide-ranging skills that makes Mitsubishi, Suddenly, The Obvious Choice.™



## From Baja to Beverly Hills.


Scorching deserts. The path to Pike's Peak. Traffic-jammed city streets or posh neighborhoods.

There's hardly a place anywhere on earth Mitsubishi Montero hasn't ventured—and survived—in sophisticated style and comfort.

A "civilized beast," this 4-wheel drive all-weather alternative to the station wagon moves easily between the roles of rugged explorer and luxury transport for the adventure-spirited family.

And now Montero makes that trip easier than ever with new V-6 power and four big doors added to a model line that's packed with features. That's what makes Montero an exceptional value in the Sport-Utility Class.

Monteros equipped with the new 3-liter V-6 engine (LS shown) ride smoothly on independent front suspension and a new coil-spring rear suspension. Together, they provide just the right combination of highway



comfort and off-road ruggedness.

Montero 1989. Now you can feel at home on the road. And off.




## Montero LS. Ruggedly stylish

Going anywhere in a Montero LS is always a pleasure. Front bucket seats with adjustable side support means you can drive Montero for hours without fatigue. Rear seat passengers are treated to a reclining seat back.

All the information you need is right before you in a glance at the full analog instrumentation.

A highly efficient dual bi-level heat/ventilation system comes standard, and you can choose optional integrated air conditioning.



A Mitsubishi electronically tuned AM/FM stereo system with integral cassette player and four speakers turn Montero's cabin into an intimate symphony hall.

Settle in and enjoy the splendid new 4-door interior. A soft knit velour with three color choices adds to Montero luxury. A new cloth headliner enhances this rich styling theme.

## ...and vice versa.

Cleverly angled assist grips help rear-seat passengers in and out. And thick nylon carpeting in a coordinating color covers floor and cavernous cargo area alike.

Thoughtful touches abound. Tinted glass all around cuts down on glare. New see-through front headrests incorporate a tilt feature for added comfort. And you can store loose items in front door pockets in addition to the roomy, lockable glove compartment.



Mitsubishi knows that luxury and convenience are key considerations, so several popular power features are standard on Montero LS (available on other V-6 models).

Among them: power windows with Auto-down feature, central power door-locking system and electronic cruise control for effortless freeway driving.

We've made Montero a true driving environment, a place where you're calm, comfortable and confident.



## Versatility, defined.

The new 4-door V-6 Montero is first and foremost a very accommodating vehicle. Four doors, five passengers is just the beginning of the story.

Consider the almost limitless possibilities of Montero's spacious interior. With the rear seat in place, there's plenty of carrying capacity in the cargo area. Four convenient tie-down hooks help you secure large objects.

Need more room? Fold the rear seat forward to free up even more

space. Now you have more than 94 cubic feet of room, space for all your camping gear. In fact, there's more usable cargo volume than in Jeep Cherokee or Isuzu Trooper II.

Gaining access to all that usable space is simple, too. With the 4-door Montero, you have what amounts to *three* cargo access doors—the two rear passenger doors plus the large side-opening tailgate with dash-mounted power-lock control.

What's more, the spare tire is



mounted outside, out of your way, and the rear wheel wells take up a minimum of space. The cargo floor is easily accessible, making lifting and loading as convenient as possible.

Whether you're carrying a full load of passengers or cargo, Montero's ride is smooth and level. Compliant, not uncomfortable.

All this in a vehicle that fits your garage and your budget!



## Adventure, with two doors.

Spirit. Stamina. And a good Sport. The fun begins where the road ends . . . in Montero's rugged response to the call of the wild.

The big news is under the hood. Montero 2-door V-6 SP now comes with a powerful 3-liter, 143 hp engine. That means 168 lbs.-ft. of torque for plenty of low-end grip in all the hard places.

Coupled to this big new engine is a standard 5-speed manual overdrive gearbox, or an available 4-speed

automatic overdrive. You can also order Montero SP with our trusty



2.6-liter 4-cylinder 109 hp engine and 5-speed manual overdrive transmission.

When you venture off road, Montero's 2-speed transfer case and automatic-locking front hubs let you shift between 2WD and 4WD without leaving the driver's seat.

Montero 2-Door. It's ready to go whenever and wherever you are . . . whether or not your wilderness has street signs.

## Great outdoor sportsmanship.

Admit it. There are places you've always wanted to go but have never had the time, much less the vehicle, in which to do it. Well, we can't give you the time, but we'll gladly deliver the vehicle.

Montero is designed right down to the smallest detail to meet just about any challenge you can imagine, invent or fantasize. And we have a shelf full of world-class endurance rally trophies to prove it.

Montero is a lot more than just

another tough vehicle to fill a special need. The idea for Montero actually arose in places where civilization wears pretty thin, and our original response to that need—known internationally as the famed Mitsubishi "Pajero"—is now the stuff of legends.

Few vehicles have ever won more endurance events or survived tougher conditions. That's the fun . . . and the beauty . . . of Montero.



## We've been going places for years.

That's why we know a thing or two about tough.

Start with Montero's foundation: a rugged, six cross-member ladder frame that's extremely resistant to flex. Add a minimum of 8.5 inches\* ground clearance at the rear differential—where it counts—enough to hurdle most of nature's small obstacles.

Combine this rugged design with tough all-terrain radials, and you have the traction and durability to go just about anywhere.

Montero stops as well as it goes. Power-assist vented discs in the front combined with large self-adjusting drums in back let you brake smoothly, on-road and off.

For years, people have been going places—all sorts of places—in the Mitsubishi Montero. Whether challenging Saharan sands or cruising suburban streets, Montero's track record is tough to beat.

\*MVMA load-measured at rear differential.



## Suspension to smooth the savage terrain.

All V-6 Monteros ride on an all-new three-link rear suspension system incorporating a ① traditional live axle located by ② coil springs, ③ telescopic shock absorbers, and ④ drop-link stabilizer bar.

Combined with an ⑤ independent double A-arm/torsion bar front suspension, the design is extremely compliant and well-isolated. The ride is balanced and refined, providing good pitch and roll control and

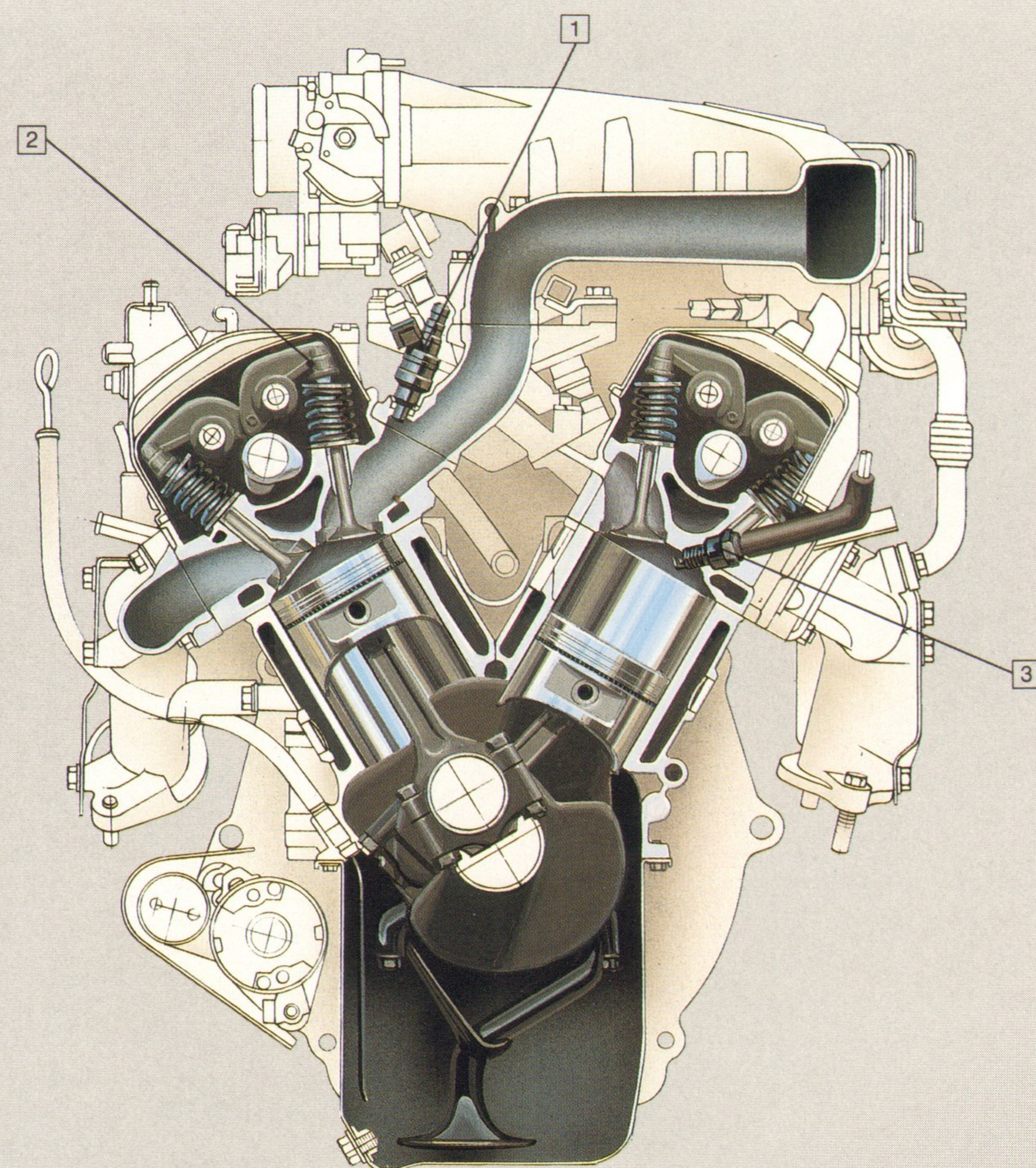
outstanding highway comfort.

A comparatively high numerical axle ratio of 4.625:1 gives Montero outstanding pulling power and quick off-the-line acceleration. Coupled with Montero's overdrive transmissions, highway cruising is especially quiet and economical.\* And when you go from the road to the rough, your Montero's undercarriage is protected by a full set of ⑥ skid plates at the engine, fuel tank, and transmis-

sion/transfer case.

Roam the outback at will, knowing that the rugged Montero is designed to smooth out the rough spots and maneuver you through the tight ones.

\*See EPA mileage figures in Specifications section.



**New V-6. Our motivating force.** Here's brute V-6 force when you need it, plus quiet, smooth power for everyday driving.


Montero's 3.0-liter, single overhead cam V-6 engine delivers 143-horsepower at 5,000 rpm and 168 lbs.-ft. of ground-gripping torque at 2,500 rpm. ① ECI™ multi-point fuel injection controls fuel delivery for peak efficiency and optimum power. The result: smooth, quiet acceleration on- and off-road, and exceptional V-6 mileage.\*

② Automatic valve lash adjusters reduce the need for periodic clearance adjustments other engines often require. Engine noise is reduced, and so are service charges.

Mitsubishi's ③ electronic ignition system turns Montero on—during frigid mountain mornings or torrid desert days.

Montero's V-6 provides the kind of power and pull you need between you and whatever the environment puts in your path.

\*See EPA mileage figures in Specifications section.



### Craftsmanship in every detail.

Every Mitsubishi vehicle is a blend of cutting-edge engineering and timeless dedication to detail. Each rigid, high-tensile-strength steel frame is welded with the precision only today's lasers and computerized robots can produce.

And the trained skills of dedicated production-line technicians take over. They check the quality of materials and the accuracy of tools.

They test parts. Inspect subassemblies. Each man with the power—the *duty*—to stop the line if anything doesn't measure up to Mitsubishi's standards.

If a Mitsubishi doesn't pass the test, it doesn't pass through the factory doors. All this care produces vehicles of proven reliability; cars and trucks that confidently carry the longest warranties in Mitsubishi history.

### Features

- 1 The 4-speed automatic overdrive transmission is standard on Montero LS; available on other V-6 models.
- 2 Tripmeter includes inclinometer, voltmeter and oil gauge.
- 3 A large center console stores documents and small articles.
- 4 A high-pressure spray washer on both Montero 4-door models cleans headlamps.
- 5 The rear-window wiper/

### ...and Options.

washer is standard on Montero 4-door models.

6 The driver's side adjustable suspension seat on Montero 4-door models can be customized to the driver's weight.

7 Sliding rear quarter windows are standard on Montero 2-door models.

8 Tie-down hooks secure cargo.

9 Optional aluminum alloy wheels add a bright note.

10 For surround sound, choose the available electronically tuned AM stereo/FM stereo cassette system with four full-range speakers and graphic equalizer. An electronically tuned AM/FM stereo cassette is standard on Montero 4-door models. An electronically tuned AM/FM stereo is also available on Montero SP.

11 Dual sideview mirrors improve the view all around.

12 Optional Power Package features power windows with Auto-down driver's window, power door locks and full-function cruise control. (Standard on Montero LS.)

13 Available air conditioning keeps you cool.

14 Roof rack system adds to Montero's cargo capacity. (Accessory).

15 Color-keyed floor mats protect carpeting. (Accessory).

# 3/36 WARRANTY

Mitsubishi's confidence in the quality of materials and reliability of craftsmanship used to build their 1989 vehicles is

exemplified by the longest warranties in Mitsubishi history.

□ 3-year/36,000-mile basic new vehicle limited warranty that provides extensive protection for your new car or truck.

□ 3-year/50,000-mile powertrain limited warranty (includes engine, transmission and differential).

□ 5-year/Unlimited anti-corrosion perforation limited warranty.

For complete details on these warranties, see your Mitsubishi Motors Dealer.








### Diamond Care.™

Mitsubishi's comprehensive new-vehicle delivery program is designed to ensure that your new Mitsubishi

vehicle is thoroughly prepared, inspected and its features explained before you drive off.

We even make sure that the gas tank is full before you leave. And Diamond Care does not end when you leave the dealership. After your first 1,000 miles, you are invited back to have any service need caused by normal vehicle use taken care of absolutely free.



## Technical Specifications.

ENGINE	SP 4-CYL	V-6
Model No. and Type	G54B, SOHC, 4-cylinder, in-line	6G72, SOHC, V-6, in-line
Bore & Stroke (in./mm.)	3.59 x 3.86/ 91.1 x 98	3.59 x 2.99/ 91.1 x 76
Displacement (cu. in./c.c.)	156/2555	181/2972
Compression Ratio	8.7:1	8.9:1
Horsepower @ rpm (bhp)	109 @ 5000	143 @ 5000
Torque @ rpm (lb-ft)	142 @ 3000	168 @ 2500
Induction Type	1-2V carburetor	Multi-point fuel injection
Emission Control System	EGR, air-induction, 3-way catalyst w/feedback control	
<b>CLUTCH</b>		
Clutch Type	Single-plate, dry; hydraulically actuated	

	SP 4-CYL	V-6
Diameter (in.)	8.86	9.44
<b>TRANSMISSION RATIOS (:1)</b>		
5-Speed Manual	1st/3.967, 2nd/2.136, 3rd/1.360, 4th/1.000, 5th/0.856, Rev/3.578	1st/3.918, 2nd/2.261, 3rd/1.395, 4th/1.000, 5th/0.829, Rev/3.925
4-Speed Automatic Overdrive	1st/2.826, 2nd/1.493, 3rd/1.000, 4th/0.688, Rev/2.703	
Final Drive Ratio	4.625	
<b>4-WHEEL DRIVE SYSTEM</b>		
Type	Part-time	
Automatic Locking Front Hubs	Standard	
Transfer Case Type	2-speed	
Ratios		
High Range	1.000:1	
Low Range	1.925:1	

SUSPENSION		4-Cyl 2-DR	V6/2-DR	4-DR
Front Type	Independent with unequal length A-arms, torsion bar, telescopic shock absorbers, 0.91-in. stabilizer bar		1.02-in. stabilizer bar	1.14-in stabilizer bar
Rear Type	Live axle on semi-elliptic leaf springs, bias-mounted telescopic shock absorbers		Three-link with live axle on coil springs, bias mounted telescopic shock absorbers, drop-link stabilizer bar	
<b>DIMENSIONS</b> (in./mm.)		2-DR	4-DR	
Chassis/Body Construction	Steel body on ladder frame			
Wheelbase	92.5/2350	106.1/2695		
Overall Length	SP 154.9/3935 SP V-6 155.1/3940	181.3/4605		
Overall Width	66.1/1680	66.6/1692 (w/ bodyside molding)		

	2-DR	4-DR
Overall Height	74.4/1890	
Tread Width	Front—55.1/1400 SP Rear—54.1/1375 SP V-6 Rear—55.7/1415	Front—55.1/1400 Rear—55.7/1415
Head Room	Front—40.7/1035	Front—40.6/1030 Rear—40.6/1030
Shoulder Room	Front—55.1/1400	Front—55.1/1400 Rear—55.1/1400
Hip Room	Front—55.1/1400	Front—55.1/1400 Rear—55.1/1400
Leg Room	Front—39.6/1005	Front 39.6/1005 Rear—34.7/880
Approach Angle @ MVMA load	38°	
Departure Angle @ MVMA load	28°	
Cargo Capacity —rear seat folded	62.9 cu. ft.	94.98 cu. ft.

WEIGHTS (lbs./kg.)	2-DR	4-DR
Curb Weight	SP 5-M: 3270/1455 SP V-6 5-M: 3494/1585 SP V-6 4-A: 3528/1600	4-A: 3957/1795 LS-4A: 3979/1805
Towing Capacity, maximum	2000/907 (with trailer brakes) 1000/454 (without trailer brakes)	4000/18144 (with trailer brakes) 2000/907 (without trailer brakes)
Tongue Weight	200/91 (with trailer brakes) 100/40 (without trailer brakes)	N/A N/A
<b>STEERING</b>		
Type	Recirculating ball, power-assisted	
Overall Steering Ratio	16.4:1	
Turning Circle, Curb to Curb (ft./m.)	34.1/10.4	38.7/11.8

BRAKES	4-CYL	V-6
Front	Vented disc	
Rear	Self-adjusting drum	
Diameter	10.1/10.0	10.8/10.0
Front/Rear (in.)		
Total Brake Swept Area (sq. in.)	341	323
<b>FUEL SYSTEM</b>		
Type Fuel Required	Unleaded (RON 91)	
Fuel Tank Capacity (U.S. gal.)	2-DR SP—15.9, 4-DR—19.8	2-DR SP V-6/2-DR—24.3
Fuel Pump Type	Mechanical	Electronic
<b>WHEEL &amp; TIRES</b>		
Wheel Size/Type	4-CYL V-6 15 x 6JJ, styled steel (alloy optional)	
Tire Size/Type	P225/75R15 mud & snow rated steel belted radials	P235/75R15 mud & snow rated steel belted radials

## Features & Options.

### MECHANICAL

	SP	SP-V6	4-DR/4-DR LS
2.6 liter, 4 cylinder, SOHC engine	S		
3.0 liter, V6, SOHC engine		S	S
Dual Engine Stabilizers™	S		
Automatic valve lash adjusters	S	S	S
Electronic fuel feedback carburetor	S		
Electronic multi-point fuel injection *		S	S
Stainless steel exhaust system	S	S	S
On-board diagnostic system	S	S	S
5-speed manual overdrive transmission	S	S	S <sup>1</sup>
4-speed automatic overdrive transmission		O	O <sup>1</sup>
2-speed transfer case	S	S	S
Front stabilizer bar	S	S	S
Automatic locking front hubs w/hubs engaged light	S	S	S
Limited slip differential			S
Power-assist vented front disc/rear drum brakes	S	S	S
Power-assisted recirculating ball steering	S	S	S
Maintenance-free battery	S	S	S
Diamond Care™	S	S	S
36-month/36,000-mile Basic New-Vehicle Limited Warranty*	S	S	S
36-month/50,000-mile Powertrain Limited Warranty*	S	S	S
5-Year/Unlimited mileage Anti-Corrosion Perforation Limited Warranty*	S	S	S

### COMFORT & CONVENIENCE

Air conditioning	O	O	O
Dual bi-level heating/ventilation system	S	S	S
Rear heater outlets			S
Height adjustable steering column	S	S	S
One-touch locking	S	S	S

	SP	SP-V6	4-DR/4-DR LS
Power Package: Full-feature cruise control, Power windows, Power door locks			O <sup>1</sup>
Center console w/between seat storage bin	S	S	S
Cargo tie down hooks	S	S	S
Passenger-assist grips	S	S	S
Rear assist grips (with rear seat package)	O	O	S
Dash-mounted passenger grab bar	S	S	S
Remote hood release	S	S	S
Remote fuel-filler door release	S	S	S
Remote electric rear door lock	S	S	S
Lockable glovebox	S	S	S
Illuminated cigarette lighter/front ashtray	S	S	S
2-speed windshield wiper/washer	S	S	S
Variable intermittent wiper control	S	S	S
Electric rear window defroster	S	S	S
Side window defoggers	S	S	S
Large armrests	S	S	S

### INSTRUMENTATION & CONTROLS

Tachometer, resettable tripmeter, Inclinator, Oil pressure gauge, Voltmeter	S	S	S
Digital quartz clock	O	O	S
Warning lights: Brakes, Battery charge, Seatbelts, Low fluid, Auto-locking hubs engaged, 4WD engaged	S	S	S
Electronically tuned AM/FM stereo + 4 speakers	O	O	
Electronically tuned AM/FM stereo w/cassette + 4 speakers	O	O	S
Electronically tuned AM/FM stereo w/cassette, graphic equalizer + 4 speakers			O <sup>2</sup>

### VISIBILITY

Halogen headlamps			S
Headlamp washers			S
Tinted glass	S	S	S

	SP	SP-V6	4-DR/4-DR LS
Opening front vent windows	S	S	S
Sliding rear quarter windows	S	S	
Rear window wiper/washer w/intermittent control	O	O	S
Flag-type dual mirrors	S	S	
Sports-type dual mirrors			S
Convex passenger-side mirror	S	S	S
Day/night rearview mirror	S	S	S

### SEATING & TRIM

Sports-type reclining front bucket seats	S	S	S
Driver's suspension seat			S
Buckskin knit/velour insert upholstery	S	S	S
Passenger's seat walk-in release	S	S	
Full-carpeting, passenger compartment	S	S	S
Carpeted cargo area	S	S	S
Color-coordinated cloth headliner	S	S	S
Full door trim with cloth inserts	S	S	S
Carpeted lower section door trim			S

### EXTERIOR

Skid plates: front end, transfer case, fuel tank	S	S	S
Front bumper, bright w/bumper guards			S
Rear step bumper, bright			S
Rear step bumper, black with bright step	S	S	
Grille, bright			S
Grille, black	S	S	
Tow hooks, front and rear	S	S	S
Mud guards, front and rear	S	S	S
Fixed-length whip antenna	O	O	S
Electric sunroof			O <sup>2</sup>
Plastic inner fender liners	S	S	S
Accent striping	S	S	S

### WHEELS & TIRES

Spoker-type wheels (x5)	S	S	S
Alloy wheels (x5)	O	O	O
P225/75R15 steel belted radials	S		
P235/75R15 steel belted radials		S	S
Rear-mounted full-size spare tire	S	S	S

### EXTERIOR COLORS/INTERIOR TRIM

Bourdeaux Red/Gray			S
Selbia Black/Gray		S	S
Selbia Black/Brown			S
Baja Red/Gray		S	S
Bright Silver†/Gray		S	S
Caspian Blue/Blue		S	S
Sahara Gold/Brown		S	S
Fargo Brown/Brown		S	S
Summit White/Blue		S	S
Summit White/Brown			S

### FUEL ECONOMY FIGURES

MODEL	ENGINE/TRANS.	FED. EST. CITY**	FED. EST. HWY.**
Montero SP	2.6/5M	16	19
Montero SP/4-DR—V-6	3.0/5M	15	18
Montero 4-DR/LS	3.0/4A	17	17

S = Standard O = Optional † = Metallic

<sup>1</sup>Montero 4-DR has 5-speed manual overdrive-standard. Montero 4-DR LS includes 4-speed automatic overdrive transmission, power package, reclining rear seat.

<sup>2</sup>Available on LS only.

\*These figures are estimates only, provided by the U.S. Environmental Protection Agency (EPA).

For complete details, ask your salesperson for a copy of the limited warranty.

Technical data, features, options and other equipment shown in this catalog are based on the latest available information at the time of printing and are subject to change without notice. Some vehicles are shown with optional equipment. For further information on the additional options and accessories, contact your Mitsubishi Motors Dealer. Availability at dealers of vehicles with specific features may vary. Headlights, parking lights, and fog lights on vehicles lighted for illustration purposes only.

Part #MMSA-ADV-5040. Litho in U.S.A. © 1988 Mitsubishi Motor Sales of America, Inc.





**Mitsubishi. Suddenly, the obvious choice.™**



DEZO'S GARAGE



Call 1-800-447-4700 for your nearest Mitsubishi Motors Dealer.