


FALCON UTE



We have ignition

FALCON UTE





FALCON UTE



UNBELIEVABLE GRUNT.



A ute to stir your soul like no ute has ever done before. Better, a whole range of them. Sixes and V8s. Utes to take a full one tonne. Or to take out on the town. Sports utes like the exciting XR8. If the smell of roasting rubber doesn't tell you what the XR8 is all about, the special quad lamp front end will. It's a styling feature unique to all XR models. And that means performance of awesome proportions. Here are the latest in a line of Ford utes that goes right back to the pioneering Lew Bandt ute of 1934 - the first ute ever. From the 200 kW XR8 through to the work hungry one-tonners, on or off the job, Falcon is, as always, Australia's favourite ute.



PERFORMANCE THAT REALLY GRABS YOU...

...and pushes you back in your seat. In XR8, it comes from a 200kW 5.0 litre V8 with GT40P heads and roller rockers with low friction roller bearings, as used in Ford V8 "Supercars". High flow exhaust extractors are fitted to maximise breathing efficiency. The XR6 will also blow you away, with plenty of show and heaps of go. It delivers 172 kW of power through a High Output 4.0 litre 6-cylinder OHC engine. Variable Cam Timing (VCT) technology adjusts camshaft timing for greater low speed torque and exhilarating high end power. A sports-tuned exhaust system completes the package. On all XR utes, sports suspension with a limited slip differential provides plenty of traction under hard acceleration and cornering. Hot 17" alloys on low profile rubber complete the performance picture. All you have to do is add the optional full body kit by Tickford.



XR8 looks great with optional sports bar.



EVERYTHING'S GEARED FOR AN UNBELIEVABLE RIDE.

You're harnessed in a seat of real power. Feel the firm, comfortable support that comes from the contoured sports seats. Scan the full array of sports instruments. Note how easily the controls come to hand - including those of the 6-speaker audio system with 6-stack CD player. With power windows, air conditioning and cruise control, you'll discover the warm charcoal XR interior is equipped to satisfy your deepest driving passion. For extra luxury, choose the unmistakable feel of optional Howe leather seat trim. And, for superb feel and excellent grip, the optional sporty, leather-trimmed Momo steering wheel.



The XR race-bred interior features blue sports instruments with optional leather seat trim and Momo leather-wrapped steering wheel.



Optional sports body kit, including rocker moldings and front and rear skirts, gives your ute a more aggressive look.



XR6 and XR8 are available with optional adaptive shift auto that 'learns' to match gear changes to your driving style.



XR8 and XR6 sport 17 x 8-inch alloy wheels. (Note: all models fitted with alloy wheels are equipped with a steel spare wheel.)

XLS



XLS equipped with standard compass and 16 inch alloy wheels (optional tow bar, sports bar and
tubes and tires). Note: All models fitted with alloy wheels are equipped with a steel spare wheel.

XLS

**WORK HARD.
PLAY HARDER.**


No ute handles a job, cares for your comfort or can pack more driving fun into a weekend than Falcon. The Tickford-tuned sports suspension, power steering and 16-inch 5-spoke alloy wheels are some of the reasons. The 'Super Cab' interior is another. It makes more rearward seat adjustment possible, and provides plenty of stowage space. At the business end, choose 'Style Side' or chassis cab bodies that offer payloads of up to 715 kg and the option of a 175 kW V8 engine. When the sun sets on your working week, Falcon XLS puts a sporty spin on whatever you want to do and wherever you want to go.



Optional air conditioning and standard single CD stereo feature modern ergonomic controls. (Cassette player optional on XL and XLS.)



What do you want to do this weekend? Whatever you're aiming to do, wherever you're planning to go, a Falcon Ute can be part of the fun.



All Falcon Ute models offer the added protection of a driver airbag as standard equipment. A passenger airbag is available as an option.



XLS

A WISH-LIST ON WHEELS.

Feel the comfort and support of the sports seats. They easily adjust to give you the most comfortable amount of lumbar support. If this is work, somebody has to do it - and that might as well be you, right? Switch on the 100 watt 4-speaker sound system with single-slot CD player and power antenna. The volume and tuning controls for the audio system are conveniently located on the steering wheel. Falcon XLS also has the convenience of cruise control for the freeway. The modern, ergonomically efficient and easy-to-read instrument panel includes a distance-to-empty read-out.



XLS interior in Warm Charcoal featuring 4 speaker CD/radio with optional cassette and optional passenger airbag. XLS Chassis Cab fitted with aftermarket jarrah tray.

XL

UNBELIEVABLE WORKHORSE.

Looking for versatility? No other Aussie ute gives you more choice or versatility than Falcon. XL chassis cabs that can carry a full one-tonne. XL 'Style Sides' that'll carry 800 kg with the standard suspension, or you can option up to the 'one-tonner'. V8 power? If you want it, you can have it in an XL Falcon. These work-hungry utes can also be equipped with tow packs rated up to 2,300 kg. But not only is Falcon a strong performer in the work department, it is also a winner inside the cab. Driver airbag, single CD player, steering wheel mounted audio controls and a speed alert feature are all standard on XL for your driving comfort and convenience.



XL Chassis Cab shown with optional factory fitted aluminium tray and accessory '1-tonne' alloy wheels.



Optional Cabin tidy makes the most of Falcon Ute's super cab storage space and is ideal for all those loose items that would otherwise get lost under the seat.



Falcon Ute is a great team player - when you need to carry a couple of passengers, the bench/bucket seat accommodates three across. (XL models with column auto only.)



Fully integrated polyethylene load bed takes a standard pallet or 1.2 x 1.8 m building sheets between the wheel arches.



DEDICATED LPG. UNBELIEVABLE ECONOMY.

The dedicated LPG option on Falcon 4.0 litre 6-cylinder utes gives you the economic benefits of gas – with no noticeable difference in performance compared to the equivalent petrol models. Falcon's dedicated LPG isn't a post-production modification. It's a regular model built on the Falcon production line. The system is fully integrated into the ute's instrumentation and distance-to-empty trip computer.



XL Chassis Cab fitted with 4.0 litre 6-cylinder steel tray stock cage and accessories. 1-tonne payload capacity.

ACCESSORIES

BUILD YOUR OWN FALCON UTE WITH GENUINE FORD ACCESSORIES.

You can make your Falcon ute work harder and look meaner, by picking and choosing from these purpose designed accessory packs...

Sports Pack

Alloy Wheels
Fender Flares
Sports Bar
Momo Gear Knob
Exhaust Extension
Momo Steering Wheel
Momo T-Bar Handle
Motorcycle Tie-Down

Comfort & Convenience Pack

Cruise Control
Front Sunvisor
Cabin Tidy
Ford Navigation
6-Stack CD Changer Kit
Air Conditioning Kit
Steel Rope Rails

Heavy Duty Pack

Mudflaps
Rear Sunshade
Rubber Mats
Sump Guard
Steel Rope Rails
1-Tonne Alloy Wheels
Fire Extinguisher
Smart Bull Bar
Towbar

Protection Pack

Alarm Kit
Carpet Mats
Mudspats
Weathershields
Bonnet Protector
Dash Mat
Headlight Covers



Falcon XLS ute shown with optional sports bar, fender flares, weathershields and Smart Bull Bar.



Sports Bar.
3-inch polished alloy.
Adds a load of style.



Sports Momo Steering Wheel.
Leather bound for comfort and feel.
Gear knob and T-bar handle also available.



Ford Navigation.
Voice guidance leads you to your destination. (When fitted, Ashtray deleted.)



Motorcycle Tie-Down.
Easily packs away when not in use.



Sump guard.
The ultimate in protection.



15-inch Alloy Wheels.
Look great and one-tonne rated.



Cabin Tidy.
Custom-designed to fit behind seats.



1600 kg Towbar.
Genuine Ford product.

SPECIFICATIONS

MECHANICALS

ENGINE	Intech 6-CYL OHC				V8 OHV		
	LPG	Standard	HO VCT	Standard	High Output		
Displacement (cc)	3984	3984	4942	4942	4942		
Bore/stroke (mm)	92/99	92/99	92/99	102/76	102/76		
Compression ratio	9.6:1	9.6:1	9.6:1	9.1:1	9.1:1		
Maximum power	143kW @ 4500	157kW @ 4900	172kW @ 5000	175kW @ 4600	200kW @ 5000		
Maximum torque	362 Nm @ 2750	357 Nm @ 3000	374 Nm @ 3150	395 Nm @ 3200	412 Nm @ 3500		
Fuel tank capacity	110L (88L useable)	82 Litres	82 Litres	82 Litres	82 Litres		

TRANSMISSION GEAR RATIOS

	1st		2nd		3rd		4th		5th		Rev
	16	V8	16	V8	16	V8	16	V8	16	V8	
Manual - 5-speed	3.35	1.93	1.29	1.00	0.73	0.73	0.73	0.73	0.73	0.73	2.76
- V8, V8 HO	2.95	1.94	1.34	1.00	0.73	0.73	0.73	0.73	0.73	0.73	2.76
Automatic - 4-speed	1st	2nd	3rd	4th							
16, 16 HO VCT, V8 and V8 HO	2.39	1.45	1.00	0.68							2.09

REAR AXLE RATIO

	16		V8		16 HO/V8 HO	
	Manual	Auto	Manual	Auto	Manual	Auto
XL - 1-tonne suspension	3.45HD	3.23HD	3.45HD	3.23HD		
XL - 3/4-tonne suspension	3.23	3.23	3.45HD	3.23		
XL - Sports suspension	3.23	3.23	3.45HD	3.23		
XR (LSD standard) - Sports suspension					3.45	3.45

ELECTRICAL

	16	V8
Battery	12V - 56AH 110 Amp	12V - 56AH 130 Amp
Alternator 12V	16	V8

CLUTCH

Type	Diaphragm spring	Diaphragm spring
Diameter	268.0 mm	268.0 mm

STEERING

Type	Rack and pinion, power assisted
Turning lock to lock	3.1
Turning circle (kerb to kerb)	11.5 m

BRAKES

	Disc with asbestos-free pads
Front and Rear	Disc with asbestos-free pads
Park brake	Floor-mounted hand park brake (LHS of driver)
- XL bench	Seat-mounted hand park brake (RHS of driver)
ABS	Standard on XR models

SUSPENSION TYPE

	Fully independent double wishbone
Front	Wishbone
Rear	Wide Trac Hotchkiss

TOWING CAPACITY*

Description	Option		Dealer Fit Option		Dealer Fit Option	
	Option	Dealer Fit Option	Dealer Fit Option	Dealer Fit Option	Dealer Fit Option	Dealer Fit Option
4-speed auto	1600 kg	1600 kg	2300 kg			
5-speed manual	1200 kg	N/A	2300 kg	N/A		

DIMENSIONS (mm)

EXTERIOR	XL - 1-tonne		XL - 3/4-T		XLS - Sport		XR
	SSB	AL Tray	SSB	SSB	AL Tray	C/Cab	
Overall length	5077.0	5340.5	4938.2	5077.0	5340.5	4938.2	5077.0
Overall width (excluding mirrors)	1870.5	1908.1	1870.5	1870.5	1908.1	1870.5	1870.5
Wheelbase	3095.8	3095.8	3095.8	3095.8	3095.8	3095.8	3095.8
Front track	1566.2	1566.2	1566.2	1566.2	1566.2	1566.2	1566.2
Rear track	1546.5	1546.5	1546.5	1546.5	1546.5	1546.5	1546.5
Rear overhang	917.5	917.5	917.5	917.5	917.5	917.5	917.5
Rear overhang	1063.7	1327.2	924.9	1063.7	1327.2	924.9	1063.7
CARGO							
Configuration	SSB		Aluminium Tray				
Load length - at floor level	1818.8		2209.0				
- at belt level	1848.0		2209.0				
Cargo width - between wheelbases	1204.5		1804.0				
Rear opening width - at floor & belt level	1394.0		1804.0				
Liftover height - 1-tonne suspension	746.1		914.3				
- 3/4-tonne suspension	745.1		N/A				
Cargo depth	410.1		240.8				

VEHICLE MASSES (kg)

STYLE SIDE BOX (XL)

Series and suspension	XL - 1-tonne suspension with A/C	
Engine	16	V8
Transmission	Manual	Auto
Gross vehicle mass	(2) 2740	2740
Kerb mass	(4) 1640	1660
**Payload (before occupants & options)	(1) 1120	1080
Max trailer (braked)	1200	2300
Gross combination mass	(3) 3810	4790

STYLE SIDE BOX (XLS AND XR)

Series and suspension	XLS - Sports suspension with A/C	
Engine	16	V8
Transmission	Manual	Auto
Gross vehicle mass	(2) 2190	2190
Kerb mass	(4) 1640	1660
**Payload (before occupants & options)	(1) 550	530
Max trailer (braked)	1200	2300
Gross combination mass	(3) 3260	4240

CHASSIS CAB (KL AND XLS)

Series and suspension	XL - 1-tonne suspension with A/C	
Engine	16	V8
Transmission	Manual	Auto
Gross vehicle mass	(2) 2740	2740
Kerb mass	(4) 1475	1495
**Payload (before occupants, options & body)	(1) 1265	1245
Max trailer (braked)	1200	2300
Gross combination mass	(3) 3810	4790

ALUMINIUM TRAY (KL AND XLS)

Series and suspension	XL - 1-tonne suspension with A/C	
Engine	16	V8
Transmission	Manual	Auto
Gross vehicle mass	(2) 2740	2740
Kerb mass	(4) 1590	1610
**Payload (before occupants & options)	(1) 1150	1130
Max trailer (braked)	1200	2300
Gross combination mass	(3) 3810	4790

FEATURES

ENGINE & TRANSMISSION

	XL	XLS	XR
4.0L Intech OHC 4-cylinder	S	S	S
4.0L Intech OHC 6-cylinder LPG (4)	S	S	S
5.0 litre V8 (includes ABS & LSD)	O	O	O
High Performance 4.0L VCT 6-Cylinder	O	O	O
High Performance 5.0 litre V8	O	O	O
5-speed manual transmission	S	S	S
4-speed column automatic transmission (9)	O	O	O
4-speed electronically controlled floor auto. transmission	O	O	O
4-speed electronically controlled floor auto. transmission with 'adaptive' shift	O	O	O
Electronic engine control (EEC-V) system	S	S	S

MECHANICAL

Power assisted rack and pinion steering	S	S	S
Anti-lock brakes (ABS) (4)	O	O	O
Limited slip differential (LSD)	O	O	O
Single outlet exhaust system	S	S	S
Dual outlet exhaust system	O	O	O
Aluminium driveshaft	S	S	S

SUSPENSION & BODY

	XL			XLS			XR
	SSB	Chassis Cab	S	SSB	Chassis Cab	SSB	
1-tonne suspension	S	S	S	S	S	S	
3/4-tonne suspension	S	S	S	S	S	S	
Sports suspension	S	S	S	S	S	S	
Aluminium tray				O			S
Integrated Polyethylene load bed with tie-downs and load dividers	S	S	S	S	S	S	S

EXTERIOR

15" x 6" JISO silver steel wheel	S	S	S	S	S	S	S
P205/65 HR15 tyre	S	S	S	S	S	S	S
P205/65 HR15 GVZ 'one-tonne' tyre	1-tonne Opt	S		S	S	S	S
5-spoke 16" x 7" JISO alloy wheel	S	S	S	S	S	S	S
P215/55 VR16 tyre	S	S	S	S	S	S	S
5-spoke 17" x 8" JISO alloy wheel	S	S	S	S	S	S	S
P235/45 ZR17 sports tyre	S	S	S	S	S	S	S
15" x 6" JISO steel spare wheel	S	S	S	S	S	S	S
Laminated windscreen, tinted side/rear glass, rear demister	S	S	S	S	S	S	S
Electric remote control exterior mirrors	S	S	S	S	S	S	S
Fixed intermittent windscreen wipers	S	S	S	S	S	S	S
Variable and speed sensitive intermittent wipers	S	S	S	S	S	S	S
SmartShield security system, remote central locking/keyless entry	S	S	S	S	S	S	S
Tonneau cover - black with 2 steel bows	O	S	S	O	S	S	S
Body colour door handles and bumpers	S	S	S	S	S	S	S
Body colour bodyside protection mouldings	S	S	S	S	S	S	S
Argent coloured grille	S	S	S	S	S	S	S
Body colour grille	S	S	S	S	S	S	S
Body colour mirrors	S	S	S	S	S	S	S
Quad round halogen lamps	S	S	S	S	S	S	S
Body styling kit	S	S	S	S	S	S	S

INTERIOR

Driver's airbag, steering wheel mounted audio volume and station controls, speed alert, digital clock	S	S	S	S	S	S	S
Passenger airbag	O	O	O	O	O	O	O
Charcoal perforated leather steering wheel	S	S	S	S	S	S	S
Momo steering wheel/Momo steering wheel & gear knob	S	S	S	S	S	S	S
Adjustable rake & reach steering column (floor shift only)	S	S	S	S	S	S	S
Cruise control with steering wheel mounted switches	O	O	O	O	O	O	O
Power windows	S	S	S	S	S	S	S
Cloth trimmed bench-bucket seat (5)	O	O	O	O	O	O	O
Cloth trimmed bucket seats	S	S	S	S	S	S	S
Cloth trimmed sports seats	O	O	O	O	O	O	O
Leather trimmed sports seats	S	S	S	S	S	S	S
Rubber floor covering	S	S	S	S	S	S	S
Carpet floor covering	O	O	O	O	O	O	O
Adjustable seat belt height and driver seat thigh support	S	S	S	S	S	S	S
Adjustable lumbar support for driver & passenger (5)	S	S	S	S	S	S	S
Quick tilt forward seats	S	S	S	S	S	S	S
GFC-free air conditioning	O	O	O	O	O	O	O
Survisor vanity mirror (driver/passenger)	O	O	O	O	O	O	O
Power antenna, overhead sunglasses holder console, interior cargo net	S	S	S	S	S	S	S
50 watt 2-speaker AM/FM stereo radio with single CD	S	S	S	S	S	S	S
50 watt 2-speaker AM/FM stereo radio with single CD and cassette	O	O	O	O	O	O	O
100 watt 4-speaker AM/FM stereo radio with single CD	S	S	S	S	S	S	S
100 watt 4-speaker AM/FM stereo radio with single CD and cassette	O	O	O	O	O	O	O
100 watt 4-speaker AM/FM stereo radio with 6-disc in-dash CD (8)	O	O	O	O	O	O	O
100 watt 6-speaker AM/FM stereo radio with 6-disc in-dash CD	O	O	O	O	O	O	O
Wiring facility for cargo lamp & high mount stop lamp	S	S	S	S	S	S	S
Child seat anchorage connection points	S	S	S	S	S	S	S
Gauges: Speedometer, tachometer, fuel level, water temperature	S	S	S	S	S	S	S
Gauges: Unique 240 km/h speedometer, oil pressure and battery voltage in blue graphic display	S	S	S	S	S	S	S
LCD display for odometer, tripmeter, distance to empty (DTE) function, and speed alert	S	S	S	S	S	S	S
Warning lights for: Oil press, high beam, all fail, lamps on brake fail, handbrake on, low fuel, high temp, rear demist, door ajar, seat belt, ABS, airbag, low coolant (7)	S	S	S	S	S	S	S
Audible warnings: Turn signal, lights on, high engine temp, low fuel, low oil and speed alert	S	S	S	S	S	S	S

*Based on Ford approved Tow Pack, the towing capacity is 800kg

**Payload - does not include the mass of vehicle occupants, options or body additions. The mass of these need to be deducted from the stated payload to give the available cargo mass.

(1) Payload values are approximate only. Rear axle Load must not exceed 500kg. (2) Payload - does not include the mass of vehicle occupants, options or body additions. The mass of these need to be deducted from the stated payload to give the available cargo mass. (3) Gross Combination All masses in kilograms. (4) Kerb mass values are approximate only. front axle load and 22kg to the rear axle load, reducing the available

kg. (5) (1) 100kg on 3/4-tonne suspension; 1700kg on 1-tonne suspension; 1260kg on 1.1 tonne limit must not exceed 1900kg for all models and option combinations. Mass (FCM) is the maximum combination of loaded vehicle plus loaded trailer. The LPO option, when fitted, adds 50kg to the kerb mass - split 28 kg to the mass for cargo by 50kg. (9) V8 engine not available with column automatic.

(5) Bench-seat seat fitted with Column Automatic Option only, driver seat only with lumbar adjustment. (6) LSD mandatory with 1 tonne & ABS combination. (7) Low coolant warning light on V8 and Dedicated FC only. (8) Cassette player not available with 6-disc in-dash CD. (9) Activated when option is selected if not standard.

AN OWNERSHIP EXPERIENCE YOU'RE GOING TO LOVE.

A great car is just the beginning.

After you've bought your new Ford, we support you with a wide range of services that aim to make you one of the most satisfied vehicle owners in Australia.

Ford Roadside Assistance Plan.*

It is reassuring to know that Ford provides you with the best possible ownership experience, in the form of Australia-wide 24-hour emergency roadside assistance, 365 days a year, via our toll-free hotline 1800 133 673.

The number is clearly shown on your personal owner identification card which you will receive with your Ford Roadside Assistance Plan Introduction Pack. The Ford Roadside Assistance Plan covers you for three years from the vehicle's first registration. Among the many benefits offered are:

- 24-hour Emergency Roadside Assistance.
- Emergency towing.
- Flat battery assistance.
- Out-of-fuel assistance.
- Vehicle access/replacement of lost keys.
- Direction assistance.
- Urgent message relay anywhere in Australia.
- Taxi ride up to the value of \$25 where your vehicle cannot be mobilised and must be transported.

3 year/100,000 km new car warranty.†

For three years or 100,000 km, whichever comes first, your Ford is covered against any defects in factory materials or workmanship. This also applies to the Ford Approved accessories you may have had fitted before you took delivery.

5 year warranty against perforation corrosion.‡

It's reassuring to know that the original body of your gleaming new Ford is guaranteed against perforation corrosion for the first five years of its life. If perforation corrosion occurs, we'll fix it for free.

Financing your vehicle?

Ford Credit is the world's largest automotive finance company and offers approved applicants a range of specialised products to meet your financial needs. These include consumer loans, Corporate Hire Purchase, Ford Leasing and Red Carpet Options. For further information, ask at your Authorised Ford Dealer.

Want to contact us?

For answers to your questions, or help with any problem, contact our Customer Relationship Centre. You'll find us responsive to your needs. Free call 1800 333 306.

Running a fleet?

Our Fleet Communications Centre is available to assist fleet customers with information on Ford products and services. Call 1800 673 207.


Visit us on the web.

If you want more information on Ford or our entire product range, visit us on the Internet at www.ford.com.au

Your Ford Dealer will be able to tell you more about how Ford looks after you, long after you've bought your vehicle.

† Conditions and exclusions apply. See your Authorised Ford Dealer for details. ‡ Not applicable on vehicles with major body modifications.

This brochure is designed to provide you with a general introduction to the Ford Products (including available optional equipment) referred to, and should be read in conjunction with the latest specification sheet. Because of changes in conditions and circumstances Ford reserves the right, subject to all applicable laws, at any time, at its discretion, and without notice, to discontinue or change the features, designs, materials, colours and other specifications and the prices of their products, and to either permanently or temporarily withdraw any such products from the market without incurring any liability to any prospective purchaser or purchaser. The latest specification sheet should be referred to for information on the availability, ordering and use of optional equipment. Always consult an Authorised Ford Dealer for the latest information with respect to features, specifications, prices, optional equipment and availability before deciding to place an order. * FORD MOTOR COMPANY OF AUSTRALIA LIMITED, (A.B.N. 30 004 116 223) Registered Office: 1735 Sydney Road, Campbellfield, Victoria 3061, Australia. Printed July 2001. FCL 3417





We have ignition