



CROWN VICTORIA

04



Crown Victoria LX



CURB APPEAL: CROWN VICTORIA LX IN SPRUCE GREEN METALLIC WITH STANDARD 16" SPLIT-SPOKE ALUMINUM WHEELS, CHROME GRILLE AND BRIGHT BUMPER INSERTS, FRONT AND REAR. SHOWN ON COVER: CROWN VICTORIA LX IN ARIZONA BEIGE METALLIC.



There is a quiet confidence about the 2004 Crown Victoria: a classic design that uses long-respected technology to carry on dearly held traditions. Its powerful Ford V8 is paired with solid body-on-frame construction. Rear-wheel drive, full-size seating for up to six, and standard anti-lock brakes create the all-American driving experience: effortless power, a smooth ride and peace of mind. So comfortable, that hundreds of miles fly by before you've noticed. So comforting, that your passengers have slept most of the way.

How did we improve on a legend? Offer optional power adjustable pedals to let you find just the right driving position. Make laminated side window glass available for improved security, increased UV protection and a quiet cabin. These are just a few of the refinements that make the 2004 Crown Victoria a benchmark automobile and a landmark value.

The legend just gets better.



THE HIGHEST GOVERNMENT FRONTAL CRASH SAFETY RATING

Crown Victoria has received a 5-Star rating for both the driver and right-front passenger seating positions. It has earned this best-in-class rating for eight years (1996-2003), one of the most impressive performances of any vehicle available.

PERSONAL SAFETY SYSTEM™

How sophisticated is the Personal Safety System? Sensors calculate the driver's seat position relative to the steering wheel, recognize safety belt use and the severity of the crash, and set the proper level of airbag inflation. These features, along with the pre-designated crumple zones and body-on-frame construction, put Crown Victoria at the forefront of safety performance.

Available side-impact airbags (LX and LX Sport) stand ready to help protect you and your front passenger by deploying in certain side-impact collisions.

ANTI-LOCK BRAKING SYSTEM

When sensors indicate wheel lockup during hard braking, the standard anti-lock braking system (ABS) automatically "pumps" the brakes up to 15 times per second. This provides straighter stops and greater steering control while braking under most driving conditions.



CROWN VICTORIA LX SPORT IN BLACK WITH STANDARD 17" 5-SPOKE ALUMINUM WHEELS AND BODY-COLOR GRILLE.

Powerfully rewarding LX Sport.



Crown Victoria is famous for delivering more of what millions of drivers want in a car. Here comes an extra helping; the LX Sport. Its 4.6L SOHC V8 delivers an impressive 239 hp and 287 lb.-ft. of torque, which make passing and towing a breeze. The mellow tones of a standard dual exhaust complement responsive road manners. An exclusive handling package combines uniquely tuned front coil springs and rear load-leveling air springs, monotube shocks and stabilizer bars, all tuned to get the most out of the wide, 17" all-season tires. And the interior is equipped with front bucket sport seats and leather trim. So if you like driving with some hustle, try on the LX Sport. It's got everything you're looking for... and more.

4.6L SOHC V8 ENGINE

Ford introduced the world's first production V8 in 1932, and this sophisticated, reliable powerplant carries on that tradition. Its sequential electronic fuel injection and coil-on-plug ignition provide optimal cold-weather starting and fuel efficiency,* while its variable-speed cooling fan reduces engine noise. On the Crown Victoria and LX models, the standard 4.6L V8 produces 224 hp and 275 lb.-ft. of torque, ample power for your everyday driving needs.

Choose the dual exhaust system and feel the kick of 239 hp and 287 lb.-ft. of torque, which provide extra power for passing and off-the-line acceleration. Plus, there's the pleasing growl of the specially tuned mufflers. The dual exhaust is available on the LX and standard on the LX Sport.

*2003 EPA-estimated mpg: 18 city/26 hwy.

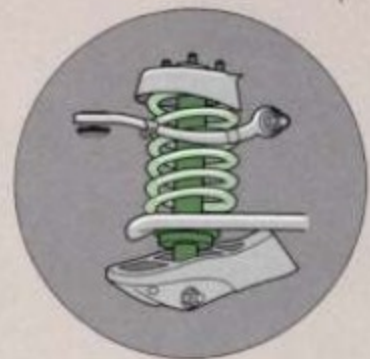


The ride and handling are unmistakably Crown Victoria.

Sophisticated, proven technology delivers the smooth ride and crisp handling that make Crown Victoria everyone's luxury car. Up front, the Short- and Long-Arm independent suspension system with stabilizer bar, nitrogen-pressurized monotube shocks and speed-sensitive power rack-and-pinion steering provide excellent road feel and control. In back, the Watt's linkage rear suspension, plus Crown Victoria's rear-wheel drive, equals confident tracking and precise cornering.



The front suspension features aluminum components that are stronger and lighter than old-fashioned stamped steel, and coil-over shock absorbers engineered to a specific Crown Victoria performance profile. These technologies combine to deliver the smooth ride and stability you expect.



Laminated side window glass (available on LX and LX Sport) layers a micro-thin sheet of plastic between two pieces of safety glass for a wealth of benefits: increased security because the windows are more difficult to break and the UV protection of special tinting.

Rear-wheel drive equalizes the work performed by each set of wheels, eliminates torque steer and provides superior front-to-rear weight balance. These are just some of the reasons that rear-wheel drive delivers smooth, predictable handling in a wide range of driving conditions, and is the configuration preferred in most luxury cars.

Available **All-Speed Traction Control** improves traction on slippery or loose surfaces by using a combination of brake and/or engine control to reduce wheel spin. It's especially useful when a lane is slippery on one or both sides, when pulling out from an icy parking lot or highway shoulder, and when accelerating while cornering.

State-of-the-art hydroformed-frame manufacturing creates superfine tolerances so frame sections can be precision bonded to the machined-aluminum crossmember. The finished structure is extremely rigid, and the legendary Crown Victoria ride is built on this solid foundation.

The **speed-sensitive variable-assist power rack-and-pinion steering system** varies its level of steering assistance based on vehicle speed. When parking, it provides maximum assistance and makes turning the steering wheel easier. At higher speeds, it delivers less assistance for better road feel and more controlled response.

An **electronic 4-speed automatic overdrive transmission** is engineered to take full advantage of the smooth, quiet power on tap from the 4.6L V8 engine. The overdrive gear reduces engine rpm at highway speeds for increased fuel efficiency. An overdrive lockout switch sets the transmission to operate in first through third gears only, to reduce vehicle speed when driving down a steep grade or while towing.



The Watt's linkage rear suspension features monotube shock absorbers mounted outside the frame rail. This outboard mounting enhances both ride smoothness and steering response.

CROWN VICTORIA LX SHOWN IN SILVER BIRCH METALLIC.



WIDE OPEN: THE LX PREMIER GROUP IN AVAILABLE MEDIUM PARCHMENT LEATHER TRIM WELCOMES YOU AND FIVE GUESTS.

Where comfort reigns supreme.

Come on in and relax. For a trip across town or across the country, few places are more comfortable than the spacious environs of the Crown Victoria. Its many standard features, including an 8-way power driver's seat, make it easy to enjoy. Drivers will appreciate the layout of the controls: everything is right where you expect it to be, and the woodgrain appearance trim is a handsome touch. Rear-seat passengers have plenty of room to stretch out. Side-impact airbags for the driver and front passenger are a welcome option in the LX and LX Sport.

Available power adjustable pedals contribute to comfort. They help find the optimal driving position for almost any driver, and shorter drivers can adjust their distance from the steering wheel.



Auto-dim rearview mirror
The electrochromic auto-dimming rearview mirror makes nighttime driving safer and more comfortable by reducing headlamp glare.



AM/FM stereo/single-CD player
Enjoy crystal-clear sound from the AM/FM stereo/single-CD player. There's even a cassette deck so you can listen to all the great music you've collected on tape.



Automatic temp control
An Electronic Automatic Temperature Control system lets you set the temperature and forget it. The system operates the heater or air conditioning to keep the temperature to your liking.



Power lumbar
The driver and front-passenger seats offer added back support with their individually adjustable power lumbar supports.

Command center
You're in command at a glance or a touch with the available digital electronic instrumentation and the leather-wrapped steering wheel that includes redundant audio and climate controls.





LX SPORT SHOWN IN DARK CHARCOAL LEATHER TRIM.



Mix business with pleasure.

With its analog instrumentation, center console shifter and leather-wrapped steering wheel with redundant audio and climate controls, the LX Sport interior lets you get down to the business of serious driving. All the while spoiling you and your passengers with the pleasures of leather trim, dual-media audio and, of course, the incredibly smooth and comfortable Crown Victoria ride. Woodgrain and chrome accents remind you of the classic heritage of this authentic American automobile. Optional driver and front-passenger side-impact airbags let you choose an added measure of safety.



Newly designed for 2004, this overhead console includes a compass as well as map lights. It's standard on the LX and LX Sport.

- 1 Need some extra storage? The center console (standard on LX Sport) has plenty of room and doubles as a plush armrest.
- 2 The chrome shifter bezel adds a crisp accent to the LX Sport interior.
- 3 Large, easy-to-read analog gauges keep you informed with just a glance. Driving enthusiasts will appreciate this no-nonsense layout.



Have cargo – will travel.

It's not just interior space that's helped make the Crown Victoria one of America's most popular full-sized automobiles, it's the generous trunk space on hand to take along just about everything you and your passengers might need. Four golf bags? No problem. Enough luggage for a cross-country vacation? Load it up. The spare tire is mounted behind the rear seat to open up even more storage area on the trunk floor. Years of experience have refined the Crown Victoria design to accommodate the needs of travelers from coast to coast.



An ample 20.6-cu.-ft. trunk is conveniently designed with a low liftover height making it easy to load. (Shown with the optional full-size spare tire and carpeted cover.)



CROWN VICTORIA LX SHOWN IN ARIZONA BEIGE METALLIC.

Dealer Accessories



1 Molded mud flaps help protect the finish on lower body panels and keep your Crown Victoria looking its best.



2 Choose remote start and simply push a button to start the engine to warm up or cool down your Crown Victoria, even from inside your home.



3 Add an aggressive flair to your Crown Victoria with this aerodynamic rear spoiler. Built to exacting specs and keyed to the car's exterior with perfectly color-matched paint.



4 This keyless entry keypad is available with the remote keyless entry system, which allows you to unlock the car without a key or key fob. It can be programmed with your own code.



5 A styled bug shield protects the leading edge of your Crown Victoria with this aerodynamic design. It helps to deflect road debris, stones and bugs from the front of your hood.

6 The trunk organizer helps you put all that space to maximum use. Your closets should look this good.



SEE YOUR DEALER FOR THESE AND OTHER GREAT FORD DEALER-INSTALLED ACCESSORIES.

DIMENSIONS



Exterior	
A. Height	56.8"
B. Overall width (body/mirrors)	78.2"/84.9"
C. Overhang - front	42.4"
D. Overhang - rear	54.9"
E. Wheelbase	114.7"
F. Overall length	212.0"
Tread width (front/rear)	63.4"/65.3"
Curb weight (lbs.)	4057

Front/Rear Seating	
Seating capacity	6/5
Head room (front/rear)	39.3"/37.9"
Shoulder room (front/rear)	60.8"/60.3"
Hip room (front/rear)	57.1"/58.7"
Leg room (front max./rear min.)	42.5"/37.9"

Passenger/Luggage Capacity	
Passenger volume (cu. ft.)	111.2
Luggage capacity (cu. ft.)	20.6
Liftover height	26.6"

Maximum Towing Capability*	
Trailer tow (lbs.)	1500
Tongue weight (lbs.)	150

*For details and specifications, see your Ford Dealer for a copy of the 2004 Ford Trailer Tow Guide. Not to exceed 6600 lbs. GCWR.

STANDARD FEATURES

Safety/Security

Personal Safety System™ for driver and right-front passenger – With dual-stage airbags,* safety belt pretensioners, safety belt energy management retractors, safety belt usage sensors, driver's-seat position sensor, crash severity sensor and restraint control module
4-wheel anti-lock braking system (ABS)
Bumpers – 5-mph energy-absorbing
Child safety locks – Rear doors
Emergency in-trunk release handle
LATCH – Lower anchors and tether anchors for child safety seats
SecuriLock™ – Passive anti-theft system
Valet key

Mechanical

4.6L SOHC V8 engine – 224 hp and 275 lb.-ft. of torque
4-wheel power disc brakes with ABS
Battery saver – 30-minute shut-off delay
Electronic 4-speed automatic transmission with overdrive
Engine fail-safe cooling system
Fuel tank – 19-gallon capacity
Rear-wheel drive
Speed-sensitive variable-assist power rack-and-pinion steering
Stainless steel exhaust
Suspension system – Front: Short-/Long-Arm with stabilizer bar; rear: Watt's linkage, monotube shock absorbers

Interior

Air conditioning – Manual
AM/FM stereo with cassette
Convenience lights – Dome, map, entry, trunk
Cupholders – Front
Electric remote decklid release
Floor mats – Carpeted front and rear
Instrument panel – Analog gauges, side window demisters and woodgrain appearance trim
Map pockets in front doors and seatbacks
Power door locks with rear-door child safety locks
Power driver's seat – 8-way
Power windows with one-touch-down driver's-side feature
Speed control
Tilt steering wheel

Exterior

Bumpers – Body-color (bright inserts on LX)
Bodyside moldings – Color-keyed
Grille – Chrome (body color on LX Sport)
Headlamps – Automatic, wiper-activated
Lower bodyside urethane protection
Power fold-away sideview mirrors
Rear-window defroster
Solar-tinted glass
Windshield wipers – Interval

*Always wear your safety belt and secure children in the rear seat.

MODEL-SPECIFIC FEATURES/OPTIONS

Crown Victoria

LX

LX Sport

Safety/Security

Remote keyless entry system with Smart-Lock anti-lockout system
Side-impact airbags* – Driver and right-front passenger

Mechanical

4.6L SOHC V8 engine – 239 hp and 287 lb.-ft. of torque with dual exhaust
Handling Package – Revised springs, monotube shock absorbers, stabilizer bars, rear load-leveling air springs, dual exhaust, 3.27:1 axle ratio
All-Speed Traction Control with panic brake assist
16" steel wheels with wheelcovers and P225/60R16 all-season BSW tires
16" split-spoke aluminum wheels and P225/60R16 all-season BSW tires
17" 5-spoke aluminum wheels and P235/55R17 all-season BSW tires
Spare tire – Compact
Spare tire – 16" full-size with carpeted cover
White sidewall tires

Seating

6-passenger seating
5-passenger seating
8-way power seats – Driver and right-front passenger
Leather-trimmed seats
Power lumbar support – Driver and right-front passenger

Interior

AM/FM stereo with cassette
AM/FM stereo with single-CD player
AM/FM stereo with single-CD/cassette player
6-disc CD changer
Air conditioning – Electronic Automatic Temperature Control
Center console – Storage bin with padded armrest, concealed power point, dual cupholders and mini-storage bin
Electrochromic auto-dimming rearview mirror
Electronic instrumentation (requires LX Premier Group) – Includes Tripminder® computer and electronic digital instrumentation
Leather-wrapped shifter mounted in floor console with chrome bezel
Leather-wrapped steering wheel with redundant audio and climate controls
LX Premier Group – Includes Electronic Automatic Temperature Control, leather-wrapped steering wheel with redundant audio and climate controls, power passenger seat, power lumbar supports, electrochromic auto-dimming rearview mirror and AM/FM stereo with single-CD/cassette player
Overhead console – Individual map lights and compass
Power adjustable accelerator and brake pedals
Trunk storage unit

Exterior

Heated sideview mirrors
Laminated side window glass

● Standard ● Select Availability ○ Optional — Not Available

Comparisons based on 2003 competitive models, publicly available information and Ford certification data at time of printing. Some features discussed may be optional. Vehicles shown may contain optional equipment. Features shown may be offered only in combination with other options or subject to additional ordering requirements or limitations. Following publication of the catalog, certain changes in standard equipment, options and the like, or product delays, may have occurred which would not be included in these pages. Your Ford Dealer is the best source for up-to-date information. Ford Division reserves the right to change product specifications at any time without incurring obligations.

WHEELS



16" Steel Wheel with Cross-Spoke Locking Wheelcover Standard on Crown Victoria



16" Split-Spoke Aluminum Wheel Standard on LX



17" 5-Spoke Aluminum Wheel Standard on LX Sport

ENGINES

	4.6L V8 (single exhaust)	4.6L V8 (dual exhaust)
Horsepower (hp @ rpm)	224 @ 4800	239 @ 4900
Torque (lb.-ft. @ rpm)	275 @ 4000	287 @ 4100
Axle ratio	2.73:1	3.27:1

INTERIOR/EXTERIOR COLORS

Medium Parchment

Light Flint

Dark Charcoal

Crown Victoria/LX

- Vibrant White
- Arizona Beige Metallic
- Dark Toreador Red Metallic
- Spruce Green Metallic
- Light Ice Blue Metallic
- Dark Blue Pearl Metallic
- Silver Birch Metallic
- Midnight Grey Metallic
- Black

LX Sport

Monochrome


- Dark Toreador Red Metallic
- Silver Birch Metallic
- Midnight Grey Metallic
- Black



Medium Parchment Cloth



Medium Parchment Leather



Light Flint Cloth



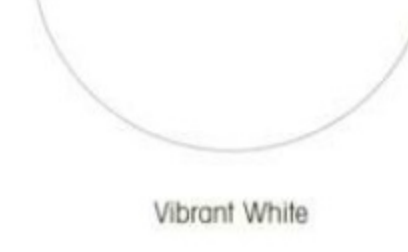
Light Flint Leather



Dark Charcoal Cloth



Dark Charcoal Leather



Vibrant White

Arizona Beige Metallic

Dark Toreador Red Metallic

Spruce Green Metallic

Light Ice Blue Metallic

Dark Blue Pearl Metallic

Silver Birch Metallic

Midnight Grey Metallic

Black

Ford uses clearcoat paint for beauty and protection. Colors shown are representative only. See your dealer for actual paint/trim options.



Get the ride you want. Whether you plan to lease or finance, you'll find the choices that are right for you at Ford Credit. Ask your Ford Dealer for details or check us out at fordcredit.com.



For a purchase or lease, the Ford Extended Service Plan gives you "Peace-of-Mind" protection designed to cover key vehicle components and protect you from the cost of unexpected repairs. Ask your dealer for an ESP backed by Ford Motor Company and honored at all Ford dealerships.



Choose the insurance program that's designed for your vehicle – Ford Motor Company Insurance Services. Our program helps you receive the rates and service you deserve. Call 1-877-367-3847 or visit us at fordvip.com for a no-obligation quote. Insurance offered by American Road Services Company (in CA, American Road Insurance Agency), a licensed agency and subsidiary of Ford Motor Company.



IF YOU HAVEN'T LOOKED AT FORD LATELY...
LOOK AGAIN.

© 2003 Ford Motor Company Litho in USA on recycled paper (20% post consumer) 04CVCAT

All you want to know. As far as you want to go.
fordvehicles.com