

THE NEW 2004  
**FORD F-150**

**BUILT**  
*Ford*  
**TOUGH**



Effective 12.1.03





INTRODUCING THE NEXT  
**FORD F-150**



**ABOVE ALL.**

THE NEXT F-150 HAS ARRIVED. THERE'S NOTHING LIKE IT ON EARTH. IT IS THE BOLDEST, STRONGEST AND MOST CAPABLE FORD F-150 TO ROAM A CROWDED STREET OR CLIMB A REMOTE TRAIL. OUTSIDE, ITS STANCE IS FIRM. INSIDE, IT INITIATES A NEW ERA OF TRUCK DESIGN AND COMFORT. UNDERNEATH, IT IS BUILT ON THE STRONGEST, MOST ADVANCED F-150 CHASSIS AND SUSPENSION EVER. AND ABOVE ALL, IT IS BUILT FORD TOUGH.





# THE ALL-NEW F-150



## CONTENTS

INTRODUCTION	FUNCTIONAL STRENGTHS	EXTERIOR ADVANTAGES	INTERIOR COMFORTS
4	6	8	10

NEVER BEFORE HAVE SO MANY NEW LEVELS OF TOUGHNESS, DRIVEABILITY AND COMFORT BEEN CRAFTED INTO A FULL-SIZE PICKUP.\*


### FIRST

- The first-and-only 4-door Regular Cab pickup
- The first-and-only pickup to feature 4 doors in each of 3 cabs (Regular, SuperCab and SuperCrew) for ease of access
- The first-and-only full-size pickup to employ 3-valve engine technology (5.4L Triton™ V8), to optimize horsepower and low-end torque
- The first-and-only wheel-torque-based electronic throttle control in a full-size pickup to help deliver smooth, consistent engine response
- The only outboard mounted rear shock absorbers in a full-size pickup for excellent performance on-road and off
- The first-and-only full-size pickup with cast aluminum lower control arms on a double-wishbone coil-over-shock front suspension
- The first-and-only pickup with Tailgate Assist™ to make opening and closing easier
- The first-and-only pickup to feature the Ford Personal Safety System™ including occupant classification sensing
- The first-and-only overhead modular rail system available in a pickup allows customized interior storage options
- The first-and-only 2nd-row power windows in a SuperCab
- The first available flow-through console with floor shifter in a full-size pickup
- The first-and-only full-size pickup to offer a 5.5' box on a SuperCab for improved garageability

### BEST

- Best-selling pickups - F-Series has been the best-selling line of full-size pickups for 26 years straight
- Best-in-class towing capacity
- Best-in-class payload
- Best-in-class low-end torque
- Quietest full-size pickup interior
- Best-in-class cargo box volume
- Best selection of available body, trim and pickup box configurations
- Best-in-class interior volume in Regular and SuperCab

### ALWAYS



\*Based on properly equipped full-size pickups under 8500 lbs. GVWR and priced below \$45,000.

SERIES HIGHLIGHTS	SERIES SELECTOR	SPECS/DIMENSIONS	ACCESSORIES	COLOR/TRIM
12	36	38	44	45





# THE NEW F-150



The new F-150 FX4 Regular Cab in True Blue Metallic shown on a closed course with a professional driver demonstrating the off-road abilities that exemplify F-150 toughness and capability.



## IT GOES THIS FAR BECAUSE THE TOUGHEST NEVER STOP.


HOW DID WE IMPROVE ON THE EPITOME OF TOUGHNESS, CAPABILITY AND VERSATILITY AVAILABLE IN A TRUCK TODAY? FIRST, WE KEPT EVERYTHING THAT MAKES AN F-SERIES AMERICA'S BEST-SELLING TRUCK FOR 26 STRAIGHT YEARS. THEN WE DETERMINED TO REWRITE THE RULES AND ENGINEER THE FUTURE. THE RESULT IS THE NEWEST FORD PICKUP, ANOTHER F-SERIES THAT BREAKS NEW GROUND AND EXCEEDS EXPECTATIONS ON A DAILY BASIS. THIS IS THE NEXT F-150.





TO CREATE THE STRONGEST, MOST

ADVANCED F-150 CHASSIS EVER.



**FULLY BOXED LADDER FRAME**

Contrary to the traditional C-Rail design, our new F-150 frame employs a fully boxed design. The result is 9 times the previous torsional stiffness and stronger bracket attachment points for the body and suspension, which help deliver exceptional ride, handling and quietness. The boxed frame also helps minimize shake and shudder on rough surfaces.

**HYDROFORMED FRONT RAILS**

Major contributors to the increased frame strength of the new F-150 are the front frame rail sections, which are hydroformed for consistent thickness and increased rigidity.

**ALL-NEW FRONT SUSPENSION**

**CAST ALUMINUM LOWER CONTROL ARMS**

Our double-wishbone design and cast aluminum lower control arms help provide a better ride and directional control on rough surfaces. Another full-size pickup segment exclusive.


**COIL-OVER-SHOCK DESIGN**

Our front shock absorbers are mounted inside the springs. 4x4 models now use coil springs instead of the traditional torsion bars, and move the shocks outboard by 25%. The dramatic result is more precise tuning for an improved ride.

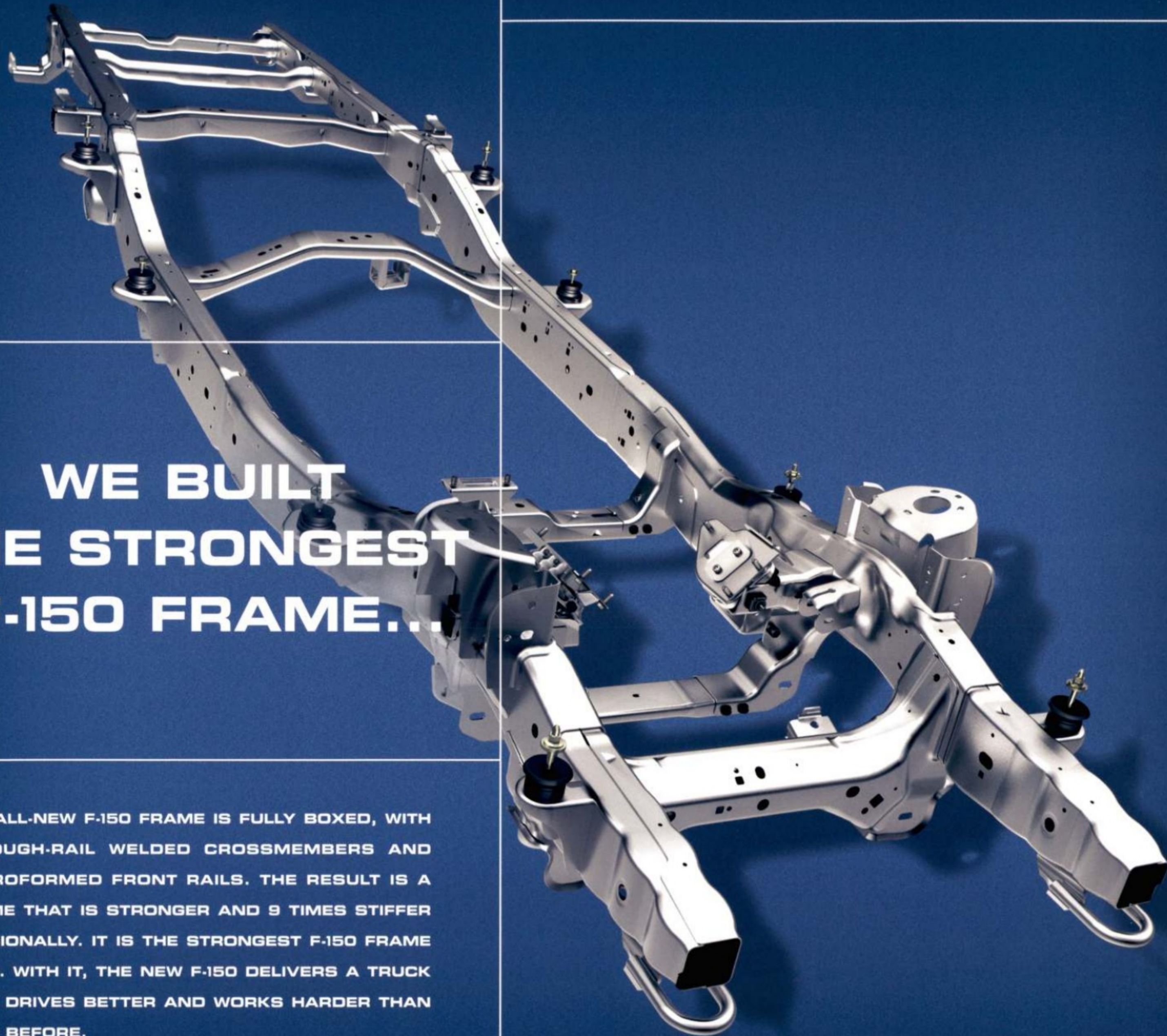


**RACK-AND-PINION STEERING**

F-150's new rack-and-pinion steering system is the most robust ever used in a Ford vehicle and the first in an F-Series. At every turn, its precise dynamics give a spirited yet confidence-inspiring driving experience.







# WE BUILT THE STRONGEST F-150 FRAME...

THE ALL-NEW F-150 FRAME IS FULLY BOXED, WITH THROUGH-RAIL WELDED CROSSMEMBERS AND HYDROFORMED FRONT RAILS. THE RESULT IS A FRAME THAT IS STRONGER AND 9 TIMES STIFFER TORSIONALLY. IT IS THE STRONGEST F-150 FRAME EVER. WITH IT, THE NEW F-150 DELIVERS A TRUCK THAT DRIVES BETTER AND WORKS HARDER THAN EVER BEFORE.

# THE NEW F-150

## IMPROVED BRAKES AND SUSPENSION

### OUTBOARD MOUNTED REAR SHOCKS

The new F-150's Hotchkiss-design rear suspension is optimized by the placement of the rear shock absorbers outside of the frame rails. This segment exclusive provides excellent performance on-road and off-road.

### WIDER REAR LEAF SPRINGS

Our rear leaf springs are 20% wider than their predecessors, helping to provide excellent cornering and control when towing.

### LARGER 4-WHEEL DISC BRAKES

Our standard 4-wheel disc brakes are larger and more powerful. The rotors are larger and thicker. And the front calipers are larger and 60% stiffer. All these improvements are essential contributors to achieving best-in-class payload and towing.

### STANDARD 4-WHEEL ABS


Our anti-lock braking system and Electronic Brake Force Distribution System are standard. Both are crucial for better control under heavy braking situations.

### ELECTRONIC BRAKE FORCE DISTRIBUTION (EBD)

EBD manages the brake force to the rear wheels, ensuring maximum braking under heavy vehicle load conditions.

### HIGH-FRICTION BRAKE PADS

The brake pads of the new F-150 are made of high-friction, semi-metallic lining material that helps provide increased stopping power. Combined with larger rotors, the result is confident braking performance in stop-and-go driving or while towing.




## STRONGER STRUCTURE

### STRONGER MOUNTS AND STIFFER BODY


The new F-150's improved body structure is approximately 100% stiffer and shear-style body mounts help isolate the cabin from road vibration. This helps provide a more comfortable and quiet cabin.

### "THROUGH RAIL" JOINT WELDS

Frame crossmembers are welded to the fully boxed rails on both sides via a "through rail" joint to reduce flex at the attachment points.







## AND WE ENGINEERED AN EVEN MORE POWERFUL TRITON V8...

THE NEW 5.4L 3-VALVE TRITON™ V8 PUTS OUT MORE OF WHAT YOU WANT. MORE POWER. 15% MORE THAN BEFORE. AND IT DELIVERS INSTANT GRATIFICATION WHEN YOU ACCELERATE, WITH BEST-IN-CLASS LOW-END TORQUE. HOW? WE COULD TALK FOREVER ABOUT THE BENEFITS OF THE MANY TECHNICAL ADVANCEMENTS LIKE DUAL EQUAL-VARIABLE VALVE TIMING, BUT WHEN IT GETS DOWN TO IT, WE KNOW THAT WHAT MATTERS IS HOW IT MAKES YOU FEEL. POWERFUL. WANT MORE INFO? WE'RE GLAD TO INDULGE YOU. JUST OPEN THE FOLDOUT.

## MORE-POWERFUL ENGINES

### NEW STANDARD V8 POWER

The new 2004 F-150 offers two engine choices: The new, more powerful 300-hp 5.4L 3-valve Triton™ V8 delivers 365 lb.-ft. of torque, and an improved 231-hp 4.6L Triton V8 cranks out 293 lb.-ft. of torque.

### NEW AUTOMATIC TRANSMISSION

Designed specifically to mate with the new 5.4L 3-valve Triton V8 is a new 4-speed automatic transmission. It's the next-generation automatic with major enhancements to handle the increased power and torque of the new 5.4L 3-valve Triton V8.

### NEW ELECTRONIC THROTTLE CONTROL

New on both V8 engines is a segment-first, wheel-torque based electronic throttle control. This fighter jet inspired technology uses the accelerator pedal to actively modulate torque at the drive wheels, producing a smooth, seamless engine response.

### BEST-IN-CLASS LOW-END TORQUE

The new 5.4L 3-valve Triton V8 achieves 80% of peak torque at 1000 rpm. That's better than any other truck in its class.

### QUIETER ENGINE OPERATION

The new 5.4L 3-valve Triton V8 boasts an aluminum head and an improved cast-iron block, resulting in measurably quieter engine operation. A quieter engine and improved isolation mean a quieter cabin environment for you and your passengers.

### VARIABLE CAMSHAFT TIMING

Included in the many engineering advancements incorporated into the new 5.4L 3-valve Triton V8 is the use of variable camshaft timing. Simply put, it delivers performance tailored to engine speed and loads at any instant for enhanced efficiency when hauling heavy loads, and increased power when it's needed most.



## THE SAFEST F-150 EVER



### THE PERSONAL SAFETY SYSTEM™

With the inclusion of the Ford Personal Safety System (PSS), a new level of safety protection has been realized in the 2004 F-150. With this system, the inflation force of the front airbags' multiple deployment levels are tailored to four things: the severity of the crash, driver and passenger safety belt use, driver seat position and passenger classification. The advanced passenger-seat occupant-classification technology determines if a passenger is present and the approximate size. These inputs are used to set the level of deployment needed for the occupant. Of course, personal safety belt use remains the first line of defense.\*

\*Always wear your safety belt and secure children in the rear seat, or deactivate airbag in the Regular Cab when using a rear-facing child safety seat.



### THE NEW FRAME'S SAFETY ROLE

In front of the new, strong hydroformed front frame rails are stamped-steel "horns" to help manage crash forces. These areas are designed to collapse accordion-fashion, dissipating the crash force before it reaches the passenger compartment.

### THE BELT-MINDER® SYSTEM

To further encourage the sensible use of safety belts, the new F-150 is equipped with the Ford Belt-Minder system. It prompts you and - for the first time in a truck - your passenger to buckle up.

### LATCH FIXTURES

The new F-150 has standard anchor points for safely securing a LATCH-compatible child safety seat.





### LARGER CABS

This is a big story. Every Regular Cab and SuperCab interior compartment on the new F-150 is 6" longer than before. It adds up to 10.4 cu. ft. to the interior volume for more cargo and passenger space.

### INCREASED PICKUP BOX VOLUMES

Every pickup box on the new F-150 is now more than 2" deeper, adding up to 20% more cargo volume. And there are more cab/box combinations available. Box lengths are still 5.5', 6.5' or 8'.

### NEW TAILGATE ASSIST

The new segment-exclusive Tailgate Assist™ employs a built-in torsion bar to bear much of the tailgate's weight. The result is that the same durable F-150 Built Ford Tough, stamped-steel tailgate is much easier to open and close.

### LONGER WHEELBASES

Regular Cab and SuperCab wheelbases have been extended a full 6". A longer wheelbase contributes to a smooth ride.

### WIDER STANCE

The wheels have been pushed outward by 1.5". It might not sound like much, but to an engineer it's significant. You'll agree after you drive it. Instantly, the vehicle will feel more solid and in control.

### GREAT VISIBILITY

Larger mirrors. Clear-lens headlamps. Even available fog lamps are larger. Everywhere you look there are improvements to assist your vision, day or night.

### EVERY CAB HAS 4 DOORS

In addition to being larger, F-150 Regular Cab is the first to have 4 doors, too. This makes the Ford F-150 the only pickup offering 3 unique 4-door cabs: Regular Cab, SuperCab and SuperCrew. 4 doors on every one.

### BEST-IN-CLASS PAYLOAD

With the available Heavy Duty Payload Package, the new F-150 increases its GVWR to 8200 lbs. and can comfortably haul up to 3000 lbs. of valuable cargo.

### BEST-IN-CLASS TOWING CAPABILITY

Towing leadership is also second nature to the new F-150. It offers the highest available conventional towing ability in the class. You'll need some optional equipment like the Trailer Tow Package, but if you tow that much, you probably already know that.

### LARGER WHEELS AND TIRES

17" wheels are standard on the new F-150. The Lariat rolls out on 18" bright aluminum. Tire size has expanded at the top end of the range, too, with the optional 4x4 LT275 tire.



## IT'S AN ENTIRELY NEW SPECIES OF TRUCK.

THE NEW F-150 EXTERIOR IS DIFFERENT BY DESIGN. A WELCOME DEPARTURE FROM THE CONVENTIONAL. IT LOOKS STRONGER, BECAUSE IT IS. EVERYWHERE YOU LOOK, THE SHAPE REINFORCES DRAMATIC, FUNCTIONAL IMPROVEMENTS. LARGER, SCULPTED CABS PROVIDE MORE ROOM. THE POTENT GRILLE AND HOODLINE HOUSE A STRONGER ENGINE. THE CHISELED PROFILE STANDS ON A WIDER TRACK AND LARGER WHEELS AND TIRES. THE FORM IS A CLEAR STATEMENT THAT FORD HAS ENGINEERED ANOTHER LEADER. THIS IS THE NEXT F-150.



### 4-DOOR REGULAR CAB – ANOTHER FORD FIRST. BEST-IN-CLASS INTERIOR VOLUME.

The strong family resemblance is obvious: drop-down front windows, a wide-shouldered cab and a tall, proud posture. The lineage is confirmed by innovations at every turn. Our exclusive 4-door Regular Cab has a 6"-longer cab and includes a standard 40/20/40 reclining front seat with driver's manual lumbar support. SuperCab introduces rear-seat passengers to more room inside and brings the great outdoors in with the first-and-only available 2nd-row power windows in a SuperCab. Even SuperCrew – the original full-size 4-door pickup – is roomier, front and rear. It just keeps getting better all the way up the line. In fact, the new F-150 not only offers the most cab/box/series combinations, but also the most spacious Regular Cab and SuperCab in the class. Every one is unmistakably Ford. And above all, they're Built Ford Tough.

### 2" DEEPER BOX WITH EXCLUSIVE TAILGATE ASSIST

Every cargo box on the new F-150 is over 2" deeper. As an example: There's now 12% more cargo box volume in the 6.5' box and 20% more space in the 5.5' box. The extra capacity may even save you another trip to the supply yard. And to make loading and unloading easier, every new F-150 has the exclusive Tailgate Assist™ built-in torsion bar that reduces the effort needed to open and close the rugged, stamped-steel tailgate.



### BEST SELECTION OF CAB, BOX AND SERIES



REGULAR CAB AVAILABLE WITH 6.5- AND 8-FOOT STYLE SIDE BOXES AND 6.5-FOOT FLARE SIDE BOX



SUPERCAB AVAILABLE WITH 5.5-, 6.5- AND 8-FOOT STYLE SIDE BOXES AND 6.5-FOOT FLARE SIDE BOX

The new F-150 has the widest variety of body and trim configurations in a full-size pickup. There are 3 different cabs, 3 different cargo box lengths, 2 cargo box styles and 5 different series available with the new F-150. The cab interiors of the Regular Cab and SuperCab are 6" longer than before, providing up to 10.4 cu. ft. of extra room for passenger comfort and cargo storage, and every cab design has 4-door access to its interior. And now you'll have the added option of choosing a 5.5' box on our versatile SuperCab.



SUPERCREW AVAILABLE WITH 5.5-FOOT STYLE SIDE BOX

# THE NEW F-150





### LARGER CABS

This is a big story. Every Regular Cab and SuperCab interior compartment on the new F-150 is 6" longer than before. It adds up to 10.4 cu. ft. to the interior volume for more cargo and passenger space.

### INCREASED PICKUP BOX VOLUMES

Every pickup box on the new F-150 is now more than 2" deeper, adding up to 20% more cargo volume. And there are more cab/box combinations available. Box lengths are still 5.5', 6.5' or 8'.

### NEW TAILGATE ASSIST

The new segment-exclusive Tailgate Assist™ employs a built-in torsion bar to bear much of the tailgate's weight. The result is that the same durable F-150 Built Ford Tough, stamped-steel tailgate is much easier to open and close.

### LONGER WHEELBASES

Regular Cab and SuperCab wheelbases have been extended a full 6". A longer wheelbase contributes to a smooth ride.

### WIDER STANCE

The wheels have been pushed outward by 1.5". It might not sound like much, but to an engineer it's significant. You'll agree after you drive it. Instantly, the vehicle will feel more solid and in control.

### GREAT VISIBILITY

Larger mirrors. Clear-lens headlamps. Even available fog lamps are larger. Everywhere you look there are improvements to assist your vision, day or night.

### EVERY CAB HAS 4 DOORS

In addition to being larger, F-150 Regular Cab is the first to have 4 doors, too. This makes the Ford F-150 the only pickup offering 3 unique 4-door cabs: Regular Cab, SuperCab and SuperCrew. 4 doors on every one.

### BEST-IN-CLASS PAYLOAD

With the available Heavy Duty Payload Package, the new F-150 increases its GVWR to 8200 lbs. and can comfortably haul up to 3000 lbs. of valuable cargo.

### BEST-IN-CLASS TOWING CAPABILITY

Towing leadership is also second nature to the new F-150. It offers the highest available conventional towing ability in the class. You'll need some optional equipment like the Trailer Tow Package, but if you tow that much, you probably already know that.

### LARGER WHEELS AND TIRES

17" wheels are standard on the new F-150. The Lariat rolls out on 18" bright aluminum. Tire size has expanded at the top end of the range, too, with the optional 4x4 LT275 tire.



F-150 XLT SuperCab 4x4 with a 6.5' Styleside box in Silver Metallic.



### 4-DOOR REGULAR CAB – ANOTHER FORD FIRST. BEST-IN-CLASS INTERIOR VOLUME.

The strong family resemblance is obvious: drop-down front windows, a wide-shouldered cab and a tall, proud posture. The lineage is confirmed by innovations at every turn. Our exclusive 4-door Regular Cab has a 6"-longer cab and includes a standard 40/20/40 reclining front seat with driver's manual lumbar support. SuperCab introduces rear-seat passengers to more room inside and brings the great outdoors in with the first-and-only available 2nd-row power windows in a SuperCab. Even SuperCrew – the original full-size 4-door pickup – is roomier, front and rear. It just keeps getting better all the way up the line. In fact, the new F-150 not only offers the most cab/box/series combinations, but also the most spacious Regular Cab and SuperCab in the class. Every one is unmistakably Ford. And above all, they're Built Ford Tough.

### 2" DEEPER BOX WITH EXCLUSIVE TAILGATE ASSIST

Every cargo box on the new F-150 is over 2" deeper. As an example: There's now 12% more cargo box volume in the 6.5' box and 20% more space in the 5.5' box. The extra capacity may even save you another trip to the supply yard. And to make loading and unloading easier, every new F-150 has the exclusive Tailgate Assist™ built-in torsion bar that reduces the effort needed to open and close the rugged, stamped-steel tailgate.



### BEST SELECTION OF CAB, BOX AND SERIES



REGULAR CAB AVAILABLE WITH 6.5' AND 8-FOOT STYLESIDE BOXES AND 6.5-FOOT FLARESIDE BOX



SUPERCAB AVAILABLE WITH 5.5', 6.5' AND 8-FOOT STYLESIDE BOXES AND 6.5-FOOT FLARESIDE BOX

The new F-150 has the widest variety of body and trim configurations in a full-size pickup. There are 3 different cabs, 3 different cargo box lengths, 2 cargo box styles and 5 different series available with the new F-150. The cab interiors of the Regular Cab and SuperCab are 6" longer than before, providing up to 10.4 cu. ft. of extra room for passenger comfort and cargo storage, and every cab design has 4-door access to its interior. And now you'll have the added option of choosing a 5.5' box on our versatile SuperCab.



SUPERCREW AVAILABLE WITH 5.5-FOOT STYLESIDE BOX

# THE NEW F-150





### ROOMIEST CABS

The new F-150 has best-in-class interior volume. Largest Regular Cab. Largest SuperCab. Now that's big.

### QUIETEST INTERIOR

A total sound engineering approach helped create the quietest full-size pickup. A stiffer frame and body, shear body mounts, thicker side glass, door seals, special sound insulation and Quiet Steel® work together to reduce unwanted noise and vibration. Sound nice?

### SUPERCAB 2ND-ROW POWER WINDOWS

Here's another F-150 segment exclusive and first of its kind. The XLT, FX4 and Lariat SuperCab rear passengers will enjoy the convenience of 2nd-row power windows.

### STANDARD TILT STEERING WHEEL

A correct, comfortable driving position is so crucial to you, the driver, that we've made a tilt steering wheel standard on every new F-150.

### SEATING COMFORT

From the standard 40/20/40 cloth front seat to the top-of-the-line leather-trimmed captain's chairs, our F-150 seats were designed to please. We considered getting in, getting out, carrying people and carting stuff, long drives and short runs. The result is a range of comfortable seats to suit any shape, need, habit or preference.

### DISTINCTIVE DESIGN

Inside the new F-150, you're surrounded by purposeful design: a precisely organized instrument panel, distinctive gauges keep you informed, comfortable armrests and grab handles assist you right and left. All in all, it's the new high-water mark in truck interior design and operation.

### QUALITY CRAFTSMANSHIP

Whether it's the soft-touch surface of integrated grab handles, the dramatic modular two-tone instrument panel, or the extensive use of non-glare textures, the quality and craftsmanship of our new F-150 interiors are unmistakable. It's the best craftsmanship we've ever seen in a conventional pickup truck.

### FRESH AIR VENTS

The newly crafted instrument panel houses round air registers that are dimpled for fingertip-controlled opening and closing.

### INCREASED STORAGE

It's everywhere. In the doors. On top of the dash. Behind the seats. In our large center console. It's even on the ceiling, with the available class-exclusive Overhead Rail Storage System.

### CUPHOLDERS

In addition to large map pockets, the front doors have been designed with a built-in holder for a 20-ounce bottle. The Regular Cab gives you 3 cupholders, SuperCab has at least 5 and SuperCrew has 6.

# THE NEW F-150

F-150 XLT SuperCrew 4x4 with optional premium cloth captain's chairs, center console and dual-media CD/cassette audio system.



### ROOMIEST CABS

The new F-150 has best-in-class interior volume. Largest Regular Cab. Largest SuperCab. Now that's big.

### QUIETEST INTERIOR

A total sound engineering approach helped create the quietest full-size pickup. A stiffer frame and body, shear body mounts, thicker side glass, door seals, special sound insulation and Quiet Steel® work together to reduce unwanted noise and vibration. Sound nice?

### SUPERCAB 2ND-ROW POWER WINDOWS

Here's another F-150 segment exclusive and first of its kind. The XLT, FX4 and Lariat SuperCab rear passengers will enjoy the convenience of 2nd-row power windows.

### STANDARD TILT STEERING WHEEL

A correct, comfortable driving position is so crucial to you, the driver, that we've made a tilt steering wheel standard on every new F-150.

### SEATING COMFORT

From the standard 40/20/40 cloth front seat to the top-of-the-line leather-trimmed captain's chairs, our F-150 seats were designed to please. We considered getting in, getting out, carrying people and carting stuff, long drives and short runs. The result is a range of comfortable seats to suit any shape, need, habit or preference.

### DISTINCTIVE DESIGN

Inside the new F-150, you're surrounded by purposeful design: a precisely organized instrument panel, distinctive gauges keep you informed, comfortable armrests and grab handles assist you right and left. All in all, it's the new high-water mark in truck interior design and operation.

### QUALITY CRAFTSMANSHIP

Whether it's the soft-touch surface of integrated grab handles, the dramatic modular two-tone instrument panel, or the extensive use of non-glare textures, the quality and craftsmanship of our new F-150 interiors are unmistakable. It's the best craftsmanship we've ever seen in a conventional pickup truck.

### FRESH AIR VENTS

The newly crafted instrument panel houses round air registers that are dimpled for fingertip-controlled opening and closing.

### INCREASED STORAGE

It's everywhere. In the doors. On top of the dash. Behind the seats. In our large center console. It's even on the ceiling, with the available class-exclusive Overhead Rail Storage System.

### CUPHOLDERS

In addition to large map pockets, the front doors have been designed with a built-in holder for a 20-ounce bottle. The Regular Cab gives you 3 cupholders, SuperCab has at least 5 and SuperCrew has 6.

# THE NEW F-150



**AFTER YOU  
CATCH YOUR  
BREATH, WE'LL  
GIVE YOU THE  
FULL TOUR.**

**YOU'RE LOOKING AT THE FUTURE. THE ALL-NEW F-150 INTERIOR WAS DESIGNED TO BE THE ROOMIEST, MOST FUNCTIONAL AND MOST COMFORTABLE INTERIOR EVER FOUND IN ITS CLASS. THE NEW F-150 IS FILLED TO THE ROOF WITH ADVANCEMENTS, CRAFTSMANSHIP, CLASS-EXCLUSIVE FEATURES, COMMON SENSE AND OPTIONS THAT RIVAL ANY VEHICLE. WE LEFT ONE THING OUT - IT'S ALSO THE QUIETEST FULL-SIZE PICKUP. SHHHH!**







Large storage bin with light cluster



SnakeLight<sup>®</sup> accessories

## OVERHEAD RAIL STORAGE SYSTEM

Our class-exclusive Overhead Rail Storage System allows owners to customize their interior storage options. Integrated into the headliner and extending from the rearview mirror to just behind the 2nd-row seats are two brushed-aluminum rails capped by front and rear stationary light clusters and a large, removable storage bin module. Available in XLT, FX4 and Lariat. Additional bins and functional insert kits such as those shown are available through your Ford Dealer. See page 44 for other dealer accessories.

## INTERIOR SELECTION



LARIAT



FX4



XLT



STX



XL

Using the new modular design of the instrument panel to its fullest, the interior designers crafted 5 distinct environments for the new F-150. Different colors, textures, materials and options help to visually and functionally tailor each interior for different customer purposes and tastes. From the XL to the Lariat, craftsmanship and attention to detail are all around you. FX4 and Lariat offer the segment's first optional flow-through center console with a floor-mounted shifter. And the ever-ready XL and STX feature attractive and practical black-vinyl diamond-plate flooring.





A rare sighting of the full line of the new F-150 trucks at rest (left to right): Black XL 4-door Regular Cab Styleside 4x4, Dark Toreador Red/Arizona Beige Metallic two-tone Lariat SuperCrew 4x4, Silver/Dark Shadow Grey Metallic two-tone FX4 SuperCab Flareside, Bright Red STX Regular Cab 4x2, Dark Shadow Grey Metallic XLT SuperCrew 4x4.

**F-150 ISN'T JUST ONE NEW TRUCK, BUT FIVE.  
EACH DESIGNED TO DO JUST ONE THING...**

**NEVER LET YOU DOWN.**

5 different series. 3 cabs. 4 doors. 3 cargo box lengths.  
2 cargo box styles. 5 wheelbases. 2 Triton™ V8s. There  
is indeed strength in our numbers.



**THE NEW F-150**







F-150 XL Regular Cab Styleside 4x4 in Aspen Green Metallic with 8' box and optional Heavy Duty Payload and Trailer Tow packages starts early and keeps going until the last task is complete.

**BEST-IN-CLASS  
WORK ETHIC.  
INCOMPARABLE  
CAPABILITY.**

ALL THE STRENGTHS OF THE NEW F-150 ARE STANDARD IN THE F-150 XL. TRITON™ V8 POWER, THE NEW STRONGER FRAME, THE LARGER BRAKES, THE LARGER WHEELS AND TIRES, THE NEW FRONT SUSPENSION, THE OUTBOARD REAR SHOCKS AND WIDER LEAF SPRINGS, THE DEEPER BOX, MORE INTERIOR SPACE AND 4 DOORS ARE ALL STANDARD. NO WONDER IT HAS AN INSATIABLE APPETITE FOR GETTING THE JOB DONE.

**F-150 XL**





## BUILT FORD TOUGH

Because Ford Trucks are the hardest-working trucks around, F-150 XL and STX are ready for the dirtiest jobs. Black-vinyl flooring with a diamond-plate finish is standard. Just sweep it out. And go to town. If your dirty work is done outside, optional carpeting is also offered in both XL and STX.

## BEST-IN-CLASS MAXIMUM PAYLOAD AND TOWING

The new F-150 XL can carry or conventionally tow more than any other truck in its class. Just add the optional Heavy Duty Payload Package and Trailer Tow Package and load 'em up!

## STANDARD IN REGULAR CAB: A QUIETER CAB WITH 4 DOORS AND BEST-IN-CLASS INTERIOR VOLUME

1 | That's the beauty of the new F-150. Even in our Regular Cab configuration, the most important things needed to get the job done are standard. The larger, quieter cabin is yours to enjoy. It starts with a reclining 40/20/40 front seat, and goes all the way back to the industry-first 4-door Regular Cab with 16" of secured storage area behind the seat. Simply open the front and rear doors and grab your tools of choice for the day's agenda.



## STANDARD IN SUPERCAB: BEST-IN-CLASS INTERIOR SPACE

2 | With an additional 10.4 cu. ft. of interior space and seating for up to 6, the F-150 SuperCab is indeed spacious. But because all of this space is inside the newly lengthened cab, there's even more room for passenger comfort. More rear leg room, large windows and easier entry and exit. The rear 60/40 seat is larger and has 3-point safety belts and LATCH child safety seat anchors in all positions.

## STANDARD 40/20/40 SEATING

The new F-150 XL and STX are available in Regular Cab or SuperCab configurations. With both, a cloth 40/20/40 front seat is standard. But these are no ordinary seats. They have large bolsters, a fold-away center armrest console and manual driver's lumbar support. And for the toughest jobs, an optional vinyl 40/20/40 front seat is offered on XL.

## A 2" DEEPER BOX, TWO-TIER LOADING, TIE-DOWNS AND OUR CLASS-EXCLUSIVE TAILGATE ASSIST

3 | The F-150 cargo box is full of advancements and tried-and-true common sense. It's now deeper, with best-in-class cargo volume designed to carry more. And the class-exclusive Tailgate Assist™ reduces the effort needed to open and close the tailgate. Two-tier loading is a cinch with the slotted box. It also has 4 recessed tie-down hooks to help keep everything steady. All of this is standard on every new F-150 model from the XL to the Lariat.



## LARGE DOOR HANDLES

4 | The outer door handles and the interior knobs and controls are designed to be easy to grip and adjust even while wearing gloves.

## REAR CUPHOLDERS AND POWER POINT

5 | Standard in the new F-150 SuperCab is the convenience of a set of rear cupholders and an extra rear-seat power point.

## MORE CUPHOLDERS IN SMART PLACES

6 | Each front door has a molded compartment to hold maps and a 20-ounce beverage. There are at least 3 cupholders for front passengers and, in SuperCab, 2 more in the back. Cupholders all around.

## STANDARD TILT STEERING

7 | To help ensure the most comfortable driving position, every new F-150 comes standard with tilt steering. Shown with optional speed control.

# F-150 XL







F-150 STX SuperCab 4x2 with optional Flareside box in Bright Red on a Friday night. Or was it Saturday morning?

# F-150 STX

The new F-150 STX is available as a Regular Cab or SuperCab. Styleside or Flareside box. Standard 231-hp 4.6L Triton™ V8. Monochromatic exterior appearance with body-colored bumpers and 17" sport cast aluminum wheels.



## MOVE UP TO MORE VOLUME, INSIDE AND OUT.



STX FUNCTIONS OPTIMALLY WHEN FULLY LOADED WITH CARGO, COLLEAGUES AND MUSIC. THE PERFECT COMPLEMENT IN THE NEW STX IS A FULL RANGE OF AVAILABLE AUDIO SYSTEMS. FROM THE STANDARD SINGLE-CD TO OPTIONAL DUAL-MEDIA, 6-DISC IN-DASH CD CHANGER OR THE HIGH-RANGE AUDIOPHILE SYSTEM, STX IS ALWAYS ENTERTAINING.







**YOU'LL RUN OUT OF THINGS TO DO BEFORE IT RUNS OUT OF WAYS TO DO THEM.**

F-150 XLT SuperCrew 4x4 in Dark Toreador Red Metallic shown towing today's 7050-pound diversion. F-150 XLT SuperCab 4x4 in Silver Metallic loaded with 1400 lbs. of supplies for tomorrow's project.

WHAT DO YOU NEED TO DO TODAY? WHAT DO YOU WANT TO DO TODAY? WHATEVER THE QUESTION IS, THE NEW F-150 XLT HAS THE ANSWER. XLT IS DESIGNED TO BE THE MOST VERSATILE TRUCK ON OR OFF THE PAVEMENT. 4X2 OR 4X4. REGULAR CAB, SUPERCAB OR THE ROOM-FOR-6 SUPERCREW. 40/20/40 FRONT SEAT OR CAPTAIN'S CHAIRS WITH CONSOLE. STYLESIDE OR FLARESIDE CARGO BOX. IT COVERS THE GAMUT BECAUSE YOUR INTERESTS, DESIRES AND PLANS REQUIRE FULL CAPABILITY AND COMFORT. THAT'S XLT - NO COMPROMISES.

**F-150 XLT**





**A NEW LEVEL OF QUALITY, REFINEMENT, STYLE, ROOM, ADVANCEMENTS AND...**

1 | The XLT interior is something to behold and spend some time in. It's roomier and more spacious than ever. Note that the padded door panels are slightly concave to allow more space to be given to you and your passengers and less to the machinery. Whether you choose the Regular Cab, SuperCab or SuperCrew, the premium cloth gracing the 40/20/40 front seat is standard. First-of-their-kind standard SuperCab 2nd-row power windows bring a breath of fresh air to rear-seat passengers. For a more stylish and personal feel, choose the available dual front captain's chairs in premium cloth with center console.



F-150 XLT SuperCrew with Medium Flint/Dark Flint two-tone premium cloth seats. Standard 40/20/40 front seat features fold-down center armrest/console with cupholders.

**FIRST-IN-CLASS OVERHEAD RAIL STORAGE SYSTEM\***

2 | Standard on XLT SuperCab and SuperCrew models is the class-exclusive Overhead Rail Storage System. Its modular design allows for snap-in accessories available from your Ford Dealer, such as the portable CD case shown. Standard are the front and rear stationary light clusters and one large storage bin. Additional modules and inserts can be found on page 44.

**CLASS-EXCLUSIVE 2ND-ROW POWER WINDOWS**

3 | Finally, those sitting in the 2nd row of a SuperCab can enjoy the convenience of rear-door power windows. Standard on XLT SuperCab.



**POWER MOONROOF\***

4 | Optional on XLT SuperCab and SuperCrew is our power moonroof with sliding shade.

**KEYLESS ENTRY KEYPAD**

5 | Optional on XLT is the door-mounted electronic entry system. Without a key, it unlocks the door via a combination of pre-programmed numbers on its keypad.

**POWER-SLIDING REAR WINDOW**

6 | Optional on XLT SuperCab and SuperCrew is our power-sliding rear window. It's cool, convenient and refreshing.

**REVERSE SENSING SYSTEM**

7 | Optional on XLT is the Reverse Sensing System which is designed to detect objects behind the vehicle and then audibly alert you to their presence. Requires Trailer Tow Package.

\*The moonroof option replaces the Overhead Rail Storage System.

**ALL THE CONVENIENCES OF HOME. AND LOADS OF TOWING AND PAYLOAD CAPABILITY, TOO.**



**F-150 XLT**







**F-150 FX4**



F-150 FX4 SuperCab Flareside in Bright Red with Dark Shadow Grey two-tone, roaming its natural habitat.



**THE LEADER OF  
THE PACK —  
AND CLIMBING.**

THE NEW FX4 OFF-ROAD IS FAR AND AWAY THE BOLDEST, TOUGHEST AND MOST AMBITIOUS F-150 TO ROAM THE TERRITORY. AVAILABLE IN ALL 3 CAB STYLES AND 5.5' OR 6.5' BOX SIZES, IT HAS ALL THE MECHANICAL ADVANTAGES OF ITS 2004 F-150 BROTHERS. PLUS, IT'S FORTIFIED WITH: STEEL REINFORCEMENTS WHERE OFF-ROAD ENTHUSIASTS WANT THEM MOST, 18" OPTIONAL WHEELS, AGGRESSIVE A/T TIRES, A NOSTRIL GRILLE, THE TENACITY OF A BULLDOG, AND THE AGILITY OF A MOUNTAIN LION.





## SKID PLATES, FOG LAMPS AND TOW HOOKS

It's fun to go where roads are to be made, not followed. It's also smart to be prepared for the unknown. Like flying rocks. Slinging mud. Or the occasional higher-than-you-thought tree stump. That's precisely why we protect the vital areas of the new FX4 with protective skid plates (1). Strategically positioned steel skid plates guard your transfer case and front crossmember, while a strong, yet flexible, composite skid plate protects the fuel tank. The front end of the new FX4 is also equipped to add to the adventures we know you'll have. The larger fog lamps will make those before dawn maneuvers easy to navigate, while the dual-front steel tow hooks (2) will come in handy when you're out helping your less-equipped buddies.



Fog lamps and tow hooks are standard on FX4.



FX4 SuperCrew in Dark Shadow Grey Metallic skipping rocks at sunset.



A rock's-eye view of FX4's skid plates, tow hooks and, though difficult to see, specially tuned off-road shocks. All able-bodied companions to the fully boxed frame and through-rail joint welds of the crossmembers.

## OFF-ROAD-READY REAR AXLE AND SUSPENSION

3 | 3"-wide leaf springs, limited-slip rear axle, large 4-wheel disc brakes with standard ABS and specially tuned outboard mounted shocks are off-road optimized to help deliver responsive performance, day in and day out.




## UNIQUE 4-LOW THROTTLE CALIBRATION

Rock Crawlers, take note. Very few vehicles make use of electronic engine throttle control to incorporate a dedicated low-range calibration for maximum control of torque on the most precarious of surfaces. Remember the FX4 scaling the mountainside? Without its unique 4-low calibration, we never would have considered such a feat.



## MASSIVE 18" WHEELS

4 | In keeping with "the better prepared you are, the better off you are" philosophy of off-roading, we're making 18" machined cast aluminum wheels available. They're big, capable and the center of attraction with the optional LT275/65R18 all-terrain OWL tires.



## DASH-MOUNTED ELECTRONIC SHIFT-ON-THE-FLY 4X4

5 | Reach out. Turn the knob. And go where you want to go. Getting where you want requires skill, determination and the right equipment. FX4 delivers on the latter with 4x4-standard, 5.4L Triton™ V8 power, limited-slip axle and legendary Built Ford Tough engineering.

IT TURNS  
ROCK INTO ROAD,  
INSTANTLY.

# F-150 FX4







# F-150 FX4



F-150 FX4 interior featuring optional sport leather-trimmed captain's chairs in Black and the first-in-class flow-through console with floor shifter. Available in SuperCab and SuperCrew.



F-150 FX4 standard sport cloth 40/20/40 front seat.

## BATTLE READY.

IT GETS PRETTY NASTY OUT THERE IN THE TRENCHES. BUT THE NEW F-150 FX4 OFF-ROAD COMMAND CENTER HAS ALL THE EQUIPMENT YOU NEED TO TAKE THE NEXT HILL, WASHOUT OR SAND DUNE. ITS AVIATION-INSPIRED GAUGES, WARM-STEEL ACCENTS, CARBON-FIBER CENTER TRIM, ELECTRONIC SHIFT-ON-THE-FLY TRANSFER CASE AND BLACK-VINYL DIAMOND-PLATE FLOOR MATS ARE READY FOR ANYTHING. THE LEATHER-TRIMMED DUAL CAPTAIN'S CHAIRS AND FLOW-THROUGH CENTER CONSOLE WITH FLOOR-MOUNTED SHIFTER OPTION MAKES FX4 AMERICA'S MOST TENACIOUS PERSONNEL CARRIER.







The top-of-the-line F-150 Lariat SuperCrew 4x4 in Black with Arizona Beige Metallic two-tone straddling the gates of Sepulveda Dam at sunrise.

**THE  
MOST POLISHED  
PICKUP  
ON EARTH.**

THE NEW F-150 LARIAT IS SO REFINED THAT YOU MAY OVERLOOK THE FACT THAT ITS DESIGN IS THE ICING ON THE CAKE OF THE MOST MECHANICALLY ADVANCED, BEST-HANDLING F-150 YOU'VE EVER DRIVEN. OUTSIDE, ITS CHROME ACCENTS, UNIQUE BRUSHED-NICKEL GRILLE INSERT, COLOR-KEYED WHEEL-LIP MOLDINGS AND STANDARD 18" BRIGHT ALUMINUM WHEELS ARE UNMISTAKABLE TRAITS OF ITS BUILT FORD TOUGH PEDIGREE. BUT THEY ONLY HINT AT THE NEW LEVELS OF STYLE, SOPHISTICATION AND CRAFTSMANSHIP THAT ABOUND INSIDE.

**F-150 LARIAT**







## F-150 LARIAT



F-150 Lariat SuperCrew interior in Tan with standard leather-trimmed 40/20/40 front seat and optional 6-disc in-dash CD changer. So inviting and entertaining, it's hard to get anyone to leave.



F-150 Lariat interior with optional flow-through center console and floor shifter.

**LARIAT SETS  
NEW STANDARDS  
FOR COMFORT.  
WHEREVER  
YOU'RE SITTING.**

THIS IS IT. THE PINNACLE. THE ZENITH. THE TOP. LARIAT IS THE TOP-OF-THE-LINE F-150. ITS UNIQUE STANDARD INSTRUMENT CLUSTER, WOODGRAIN ACCENTS, LEATHER-TRIMMED FRONT SEATS, STEERING WHEEL-MOUNTED AUDIO/CLIMATE CONTROLS AND SINGLE-CD STEREO SYSTEM SERVE NOTICE OF THE PRESTIGIOUS PLACE THAT LARIAT OCCUPIES. IT COMES SO WELL EQUIPPED, REFINED AND COMFORTABLE THAT IT'S A WONDER THERE ARE ANY FEATURES LEFT TO ADD ON. BUT, OF COURSE, THERE ARE.





## AN INTERIOR LIKE NO OTHER, FOR A TRUCK LIKE NO OTHER.

1 | The instrument panel of the new F-150 Lariat is striking by design. And by organization. And by function. It looks great because it works. That is Built Ford Tough design. Ivory-colored gauges ringed in chrome complement chrome-ringed air registers and chrome door handles. Woodgrain-appearance accents surround the standard Electronic Automatic Temperature Control system as well as the optional dual-media AM/FM stereo with single CD and cassette. Redundant audio and key climate control functions are conveniently positioned on its unique steering wheel. But perhaps the most visually and functionally striking aspect of the new Lariat interior is its leather-trimmed front captain's chairs featuring the first-in-class flow-through console with floor shifter option. Stunningly ahead of any truck interior, and pretty much any other means of transport, to boot.



# F-150 LARIAT

## STANDARD MESSAGE CENTER

2 | To assist you on your way, Lariat's standard messaging center informs you of your engine's operation, whether doors are ajar, fuel efficiency, low fuel, brake fluid levels and other essential trip information.

## SEGMENT-EXCLUSIVE MODULAR OVERHEAD RAIL STORAGE SYSTEM WITH OPTIONAL DVD ENTERTAINMENT SYSTEM

3 | Standard on Lariat is the ingenious Overhead Rail Storage System. Besides housing the front and rear light clusters and a large storage bin module, on SuperCrew it can hold the optional Rear-Seat DVD Entertainment System. A DVD player, 7" flip-down LCD screen, rear-seat audio controls, handheld remote control and 2 wireless headphones are included. Video and audio jacks enable rear passengers to connect gaming systems and other electronic equipment.



## DELUXE MIRROR PACKAGE

4 | Power, heated sideview mirrors with external mirror-mounted turn signal indicators are standard. A self-dimming interior rearview mirror is also standard on Lariat.

## POWER ADJUSTABLE PEDALS

5 | With a simple touch of the dash-mounted control button, the accelerator and brake pedals move up to 3" in order to help you achieve a more comfortable driving position. Standard on Lariat.

## DELUXE HEATED SEATS PACKAGE

6 | Optional on Lariat, heated front seats are practically indispensable on those cold mornings. Included is a memory function for two separate drivers. Just push the button and watch as the driver's seat and the accelerator and brake pedals adjust to your pre-programmed positions. And the passenger seat is power to boot!

## HOMELINK®

7 | Standard on Lariat is the built-in HomeLink universal transmitter. Program it to open your garage doors and even turn on lights in your home.

# IT'S LOADED – EVEN BEFORE YOU LOAD IT.





## MAJOR STANDARD EQUIPMENT

The equipment listed is standard with all models of that series. Each series (XLT and above) includes all of the standard features of the preceding series, except where indicated.



### XL

#### MAJOR STANDARD FEATURES:

4.6L Triton™ V8	Air conditioning
Chrome front and rear-step bumper	Black-vinyl floor covering
Chrome grille surround with black bar-style insert	Front dome light with integrated map lights
Interval wipers	Passenger airbag deactivation switch on Regular Cab
Paddle-style sideview mirrors	Black-urethane tilt steering wheel
17" grey styled-steel wheels	4x4 features front tow hooks
Cloth 40/20/40 front seat with manual driver lumbar support	
AM/FM stereo/clock	
Rear window with fixed glass and solar tint	
1st-row manual windows	<b>XL Cab Availability</b> • Regular Cab • SuperCab
2nd-row fixed windows	
Visors with covered mirrors	<b>XL Box Availability</b> • Styleside - 6.5' or 8'



### STX

#### MAJOR STANDARD FEATURES:

4.6L Triton™ V8	Visors with covered mirrors
Body-color front and rear-step bumper	Air conditioning
Body-color grille surround with black bar-style insert	Black-vinyl floor covering
Interval wipers	Front dome light with integrated map lights
Paddle-style sideview mirrors	Passenger airbag deactivation switch on Regular Cab
17" sport cast aluminum wheels	Black-urethane tilt steering wheel
Cloth 40/20/40 front seat with manual driver lumbar support	4x4 features front tow hooks
AM/FM stereo/clock/single-CD player	
Rear window with fixed glass and solar tint	
1st-row manual windows	<b>STX Cab Availability</b> • Regular Cab • SuperCab
2nd-row fixed windows	<b>STX Box Availability</b> • Styleside - 5.5' or 6.5' • Flareside - 6.5'



### XLT

#### MAJOR STANDARD FEATURES:


Chrome front and rear-step bumper	Color-coordinated carpet and floor mats
Body-color grille surround with black honeycomb insert	Rear seat interior lighting (SuperCab and SuperCrew)
Speed-dependent interval wipers	Delayed accessory power
Power sideview mirrors	Color-keyed-urethane tilt steering wheel
Fog lamps (4x4)	Speed control and tachometer
17" cast aluminum wheels	Automatic headlamps
Remote keyless entry	
Premium cloth 40/20/40 front seat with manual driver and passenger lumbar support	<b>XLT Cab Availability</b> • Regular Cab • SuperCab • SuperCrew
Rear window with fixed glass and privacy glass	<b>XLT Box Availability</b> • Styleside - 5.5', 6.5' or 8' • Flareside - 6.5'
Power windows and door locks	
2nd-row power windows (SuperCab and SuperCrew)	



### FX4

#### MAJOR STANDARD FEATURES:

5.4L 3-valve Triton™ V8	Black leather-wrapped tilt steering wheel
Body-color front and rear-step bumper (with monotone paint)	
Dark Shadow Grey front and rear-step bumper (with two-tone paint)	<b>FX4 Exclusives</b> • 4x4 drivetrain with electronic shift-on-the-fly • 3.55 or 3.73 limited-slip rear axle • 4x4 standard • Off-road-tuned shocks • Skid plates: 2 steel (transfer case and front crossmember), 1 composite (fuel tank)
Body-color grille surround with black bar-style insert	<b>FX4 Cab Availability</b> • Regular Cab • SuperCab • SuperCrew
Fog lamps	<b>FX4 Box Availability</b> • Styleside - 5.5' or 6.5' • Flareside - 6.5'
Wheel-lip moldings	
17" machined aluminum wheels	
Keyless entry with driver's-side keypad	
Sport cloth 40/20/40 front seat with manual driver and passenger lumbar support	
Black-rubber off-road floor mats	




### LARIAT

#### MAJOR STANDARD FEATURES:

Chrome front and rear-step bumper (with monotone paint)	Visors with lighted, covered mirrors
Arizona Beige front and rear-step bumper (with two-tone paint)	HomeLink® universal transmitter - garage door and home security interface system
Chrome grille surround with brushed-nickel honeycomb insert	Electronic Automatic Temperature Control system
Deluxe Mirror Package with self-dimming rearview mirror	Unique color-coordinated carpeted floor mats
18" bright aluminum wheels	Leather-wrapped, color-coordinated steering wheel
Leather-trimmed 40/20/40 front seat	Electronic message center
Power driver's seat	
Power adjustable accelerator and brake pedals	<b>Lariat Cab Availability</b> • SuperCab • SuperCrew
AM/FM stereo/clock/single CD	<b>Lariat Box Availability</b> • Styleside - 5.5' or 6.5'
Rear window with fixed glass, privacy glass and defroster	



THE  
TOUGHEST  
CHOICE  
YOU'LL EVER  
MAKE.



# THE NEW F-150





STANDARD FEATURES

Mechanical
4-wheel power disc brakes with anti-lock braking system (ABS)
100,000-mile tune-up interval\*
Battery saver system
Electronic Brake Force Distribution (EBD)
Fail-safe engine cooling system
Gas-pressurized shock absorbers
Hood open assist mechanisms
Lightweight aluminum hood
Power rack-and-pinion steering
Spare tire with wheel lock
Stabilizer bar - Front
Stainless steel exhaust system (major components)
Suspension - Front: long-spindle, double-wishbone coil-over-shock
Trailer tow - 4-pin connector

Safety/Security
Airbags\*\* - Dual-stage driver and right-front passenger
Alert chimes - Headlamps-on, key-in-ignition, safety belt
Bell-Minder® safety belt reminder - Driver and right-front passenger
Brake/shift interlock
Fuel pump inertia shutoff switch
LATCH - Lower anchors and tether anchors for child safety seats
Passenger airbag deactivation switch (Regular Cab)
Safety belt energy management retractors - Front outboard
Safety belt pretensioners - Front outboard
Seat-integrated Restraints (SIR) - Driver and right-front passenger (Regular Cab and SuperCab only)
3-point restraints - All rear seat positions (SuperCab and SuperCrew only)
SecuriLock® - Passive anti-theft system
Side-intrusion door beams

Interior
Air conditioning
Assist/grab handles - Driver and right-front passenger
Coat hooks - 2
Cupholders - Front, 2 on instrument panel
Cupholders - Rear, 2 (SuperCab and SuperCrew)
Front-door map pockets
Fuel gauge, voltmeter, oil pressure, engine coolant temperature, speedometer and odometer
Glove compartment
Power points - Front (all models), rear (in select SuperCab and SuperCrew models)
Tilt steering wheel

Exterior
Cargo box light - Integrated into center high-mounted stop lamp
Cargo box tie-downs - 4
Headlamps - Aerodynamic clear lens quad-beam halogen
Stake-bed pockets (not available with Flareside or 5.5' box)
Styleside box
Tailgate - Removable with key lock and Tailgate Assist™
Windshield wipers - Interval

\*Under normal driving conditions with regular fluid and filter changes. \*\*Always wear your safety belt and always deactivate the passenger airbag when using a rear-facing child safety seat with Regular Cab models. Always wear your safety belt and always secure children in the rear seat with SuperCab and SuperCrew models.

Quiet Steel is a registered trademark of MSC.

MODEL-SPECIFIC FEATURES/OPTIONS

Table with columns for model variants (XL, STX, XLT, FX4, Lariat) and rows for Mechanical, Seating, Safety/Security, and other features. Includes details like SOHC V8, 4.6L Triton™, and various wheel options.

● Standard ● Select Availability ○ Optional — Not Available

Table with columns for model variants (XL, STX, XLT, FX4, Lariat) and rows for Seating (continued), Interior, and other features. Includes details like premium cloth, leather-trimmed seats, and air conditioning.

Table with columns for model variants (XL, STX, XLT, FX4, Lariat) and rows for Interior (continued), Exterior, and other features. Includes details like power adjustable accelerator, moonroof, and various wheel options.

Table with columns for model variants (XL, STX, XLT, FX4, Lariat) and rows for Exterior (continued), MODEL-SPECIFIC PACKAGES, and other features. Includes details like running boards, mirrors, and various packages like Heated Seats, Mirror, and Payload.

● Standard ● Select Availability ○ Optional — Not Available

WHEELS



17" Grey Styled Steel Wheel (XL)

17" Sport Cast Aluminum Wheel (STX)



17" Cast Aluminum Wheel (XLT)



17" Chrome Clad Steel Wheel (XLT - optional)



17" Machined Aluminum Wheel (FX4)



18" Machined Cast Aluminum Wheel (FX4 - optional)



18" Bright Aluminum Wheel (Lariat)



17" 7-Lug Grey Steel Wheel (Heavy Duty Payload Package)

Brochure effective for models produced after 12-1-03. Competitive comparisons based on publicly available information and Ford certification data at time of printing. Some features discussed may be optional. Vehicles shown may contain optional equipment. Features shown may be offered only in combination with other options or subject to additional ordering requirements or limitations. Following publication of the catalog, certain changes in standard equipment, options and the like, or product delays, may have occurred which would not be included in these pages. Your Ford Dealer is the best source for up-to-date information. Ford Division reserves the right to change product specifications at any time without incurring obligations.

Ford Credit Get the ride you want. Whether you plan to lease or finance, you'll find the choices that are right for you at Ford Credit. Ask your Ford Dealer for details or check us out at fordcredit.com.

EXTENDED SERVICE PLAN For a purchase or lease, the Ford Extended Service Plan gives you "Peace-of-Mind" protection designed to cover key vehicle components and protect you from the cost of unexpected repairs. Ask your dealer for an ESP backed by Ford Motor Company and honored at all Ford dealerships.

Choose the insurance program that's designed for your vehicle - Ford Motor Company Insurance Services. Our program helps you receive the rates and service you deserve. Call 1-877-367-3847 or visit us at fordvip.com for a no-obligation quote. Insurance offered by American Road Services Company (in CA, American Road Insurance Agency), a licensed agency and subsidiary of Ford Motor Company.

SPECS/WHEELS



ENGINES



4.6L Triton™ V8



5.4L 3-Valve Triton V8

Engine	Transmission	Horsepower (hp @ rpm)	Torque (lb.-ft. @ rpm)
4.6L Triton V8	4-speed auto O/D	231 @ 4750	293 @ 3500
5.4L 3-valve Triton V8	4-speed auto O/D	300 @ 5000	365 @ 3750

MAXIMUM PAYLOAD CAPABILITIES

F-150 PAYLOAD PACKAGE SELECTOR – Styleside

Wheelbase (in.)	Engine	Max. Payload (lbs.)	GVWR (lbs.)
126	4.6L	1840	6650
	5.4L	1700	6650
144.5	4.6L	1870	6800
	5.4L	1990	7050
	5.4L	3000	8200*

SUPERCAB 4x2 STYLESIDE

133	4.6L	1600	6650
	5.4L	1750	6950
144.5	4.6L	1530	6700
	5.4L	1750	7050
	5.4L	2690	8200*

SUPERCREW 4x2

139	4.6L	1530	6800
	5.4L	1690	7050

REGULAR CAB 4x4 STYLESIDE

126	4.6L	1690	6800
	5.4L	1690	6850
144.5	4.6L	1720	6950
	5.4L	1630	6950
	5.4L	2660	8200*

SUPERCAB 4x4 STYLESIDE

133	4.6L	1520	6900
	5.4L	1630	7150
144.5	4.6L	1470	6950
	5.4L	1650	7200
163	5.4L	2260	8200*

SUPERCREW 4x4

139	4.6L	1340	6900
	5.4L	1530	7200

\*Requires Heavy Duty Payload Package.

F-150 PAYLOAD PACKAGE SELECTOR – Flareside

Wheelbase (in.)	Engine	Max. Payload (lbs.)	GVWR (lbs.)
126	4.6L	1830	6650
	5.4L	1690	6650

SUPERCAB 4x2 FLARESIDE

144.5	4.6L	1520	6700
	5.4L	1730	7050

REGULAR CAB 4x4 FLARESIDE

126	4.6L	1670	6800
	5.4L	1680	6850

SUPERCAB 4x4 FLARESIDE

144.5	4.6L	1460	6950
	5.4L	1630	7200

Note: Flareside Payload/GVWR figures are listed ONLY if they differ from Styleside figures with the same configurations.



REGULAR CAB STYLESIDE – 3000 lbs.  
REGULAR CAB FLARESIDE – 1830 lbs.



SUPERCAB STYLESIDE – 2690 lbs.  
SUPERCAB FLARESIDE – 1730 lbs.



SUPERCREW STYLESIDE – 1530 lbs.

AXLE AVAILABILITY

F-150 AXLE SELECTOR

Cab	Engine	Trim/Pkg.	Drivetrain	Tires	Non-Limited-Slip Rear Axle				Limited-Slip Rear Axle		
					3.31	3.55	3.73	4.10	3.55	3.73	4.10
Regular or SuperCab	4.6L	XL, XLT	4x2	P235/70R17XL A/S BSW	—	●	○	—	○	○	—
Regular or SuperCab	5.4L	XL, XLT	4x2	P235/70R17XL A/S BSW	●	●	○	—	○	○	—
Regular or SuperCab	4.6L/5.4L	XL, XLT	4x4	P235/75R17 A/T BSW	—	●	○	—	○	○	—
All	4.6L	XL, STX, XLT	4x2	P255/65R17 A/S OWL	—	●	○	—	○	○	—
All	5.4L	XL, XLT	4x2	P255/65R17 A/S OWL	●	●	○	—	○	○	—
All	4.6L	XL, STX, XLT	4x4	P255/70R17 A/T OWL	—	●	●	—	○	○	—
All	5.4L	XL, XLT	4x4	P255/70R17 A/T OWL	—	●	○	—	○	○	—
All	5.4L	FX4	4x4	P255/70R17 A/T OWL	—	—	—	—	●	○	—
SuperCab or SuperCrew	5.4L	Lariat	4x2	P265/60R18 A/S OWL	—	●	○	—	○	○	—
All	5.4L	FX4	4x4	P275/65R18 A/T OWL	—	—	—	—	—	●	—
SuperCab or SuperCrew	5.4L	Lariat	4x4	P275/65R18 A/T OWL	—	—	●	—	—	○	—
Regular or SuperCab	5.4L	Payload Pkg.	4x2/4x4	LT245/70R17D A/S BSW	—	—	—	●	—	—	○
All	5.4L	FX4	4x4	LT275/65R18C A/T OWL	—	—	—	—	—	●	—
SuperCab or SuperCrew	5.4L	Lariat	4x4	LT275/65R18 A/T OWL	—	—	●	—	—	○	—

● Standard ● Select Availability ○ Optional — Not Available

MAXIMUM TOWING CAPABILITIES

CONVENTIONAL TOWING

Maximum Loaded Trailer Weight (lbs.) – Automatic Transmission

Engine	Axle Ratio	Max. GCWR (lbs.)	Regular Cab 4x2		Regular Cab 4x4		SuperCab 4x2			SuperCab 4x4		SuperCrew 4x2		SuperCrew 4x4	
			126.0" WB	144.5" WB	126.0" WB	144.5" WB	132.5" WB	144.5" WB	163.0" WB	132.5" WB	144.5" WB	163.0" WB	138.5" WB	138.5" WB	
4.6L Triton™ V8	3.55	11,500	6500	—	6200	—	6300	—	6300	—	—	5900	—	—	—
		11,700	6600	—	6300	—	6300	—	6000	—	6200	—	—	—	—
5.4L 3-valve Triton V8*	3.73	12,000	7000	—	6700	—	6800	—	6400	—	—	—	—	—	—
		12,200	7100	—	6800	—	6800	—	6500	—	6700	6500	—	—	—
	3.31	12,000	6900	—	—	—	—	—	—	—	—	—	—	—	—
		12,500	7300	—	—	—	—	—	—	—	—	—	—	—	—
	3.55	13,000	7900	—	7700	—	7600	—	7300	—	—	—	—	—	—
		14,000	8800	—	8500	—	8500	—	8300	—	8500	8200	—	—	—
3.73	13,500	8400	—	8200	—	8100	—	7800	—	—	—	—	—	—	
	15,000	9500	—	9500	—	9500	—	9300	—	9500	9200	—	—	—	
4.10	15,300	—	9500	—	9500	—	9500	—	—	9200	—	—	—	—	

\*Reduce GCWR/maximum trailer weight by 500 lbs. on FX4 and Lariat with optional 18" wheels.

Note: Maximum loaded trailer weights shown. The combined weight of the towing vehicle (including hitch, passengers and cargo) and the loaded trailer must not exceed the Gross Combination Weight Rating (GCWR).

Note: See RV and Trailer Towing Guide for requirements and restrictions and fifth-wheel towing.



REGULAR CAB 4x2 – 9500 lbs.  
REGULAR CAB 4x4 – 9500 lbs.



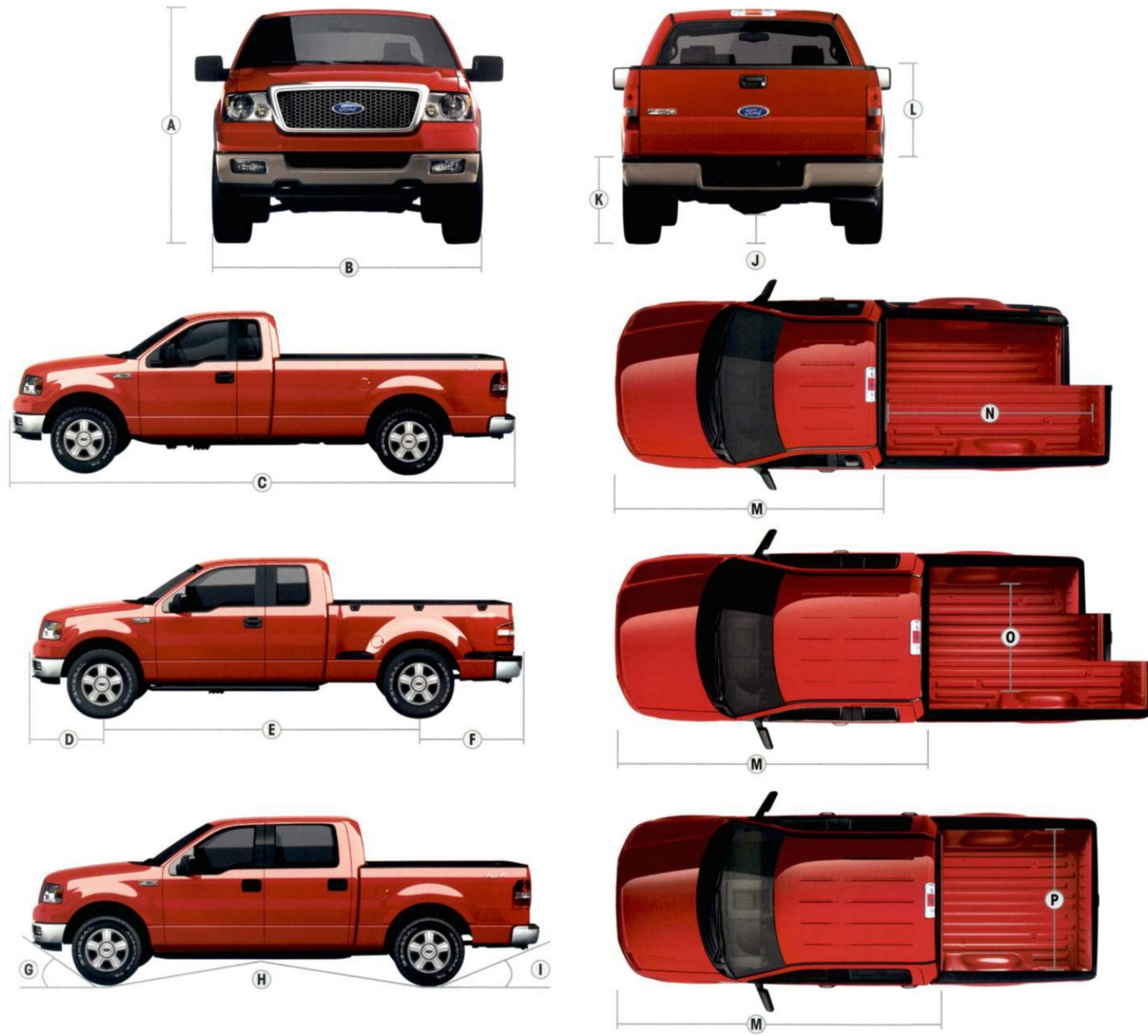
SUPERCAB 4x2 – 9500 lbs.  
SUPERCAB 4x4 – 9300 lbs.



SUPERCREW 4x2 – 9500 lbs.  
SUPERCREW 4x4 – 9200 lbs.

CAPABILITIES





# DIMENSIONS

## F-150 DIMENSIONS

	Regular Cab 4x2/4x4 Styleside	SuperCab 4x2/4x4 Styleside	SuperCrew 4x2/4x4 Styleside
<b>Exterior</b>			
<b>A. Overall height</b>			
5.5' box	—	73.7"/75.7"	73.3"/74.7"
6.5' box	72.8"/73.5"	73.1"/75.3"	—
8' box	74.9"/75.9"	73.6"/75.6"	—
<b>B. Overall width</b>	78.9"	78.9"	78.9"
<b>C. Overall length</b>			
5.5' box	—	217.8"	223.8"
6.5' box	211.2"	229.8"	—
8' box	229.8"	248.3"	—
<b>D. Overhang – front</b>	36.9"	36.9"	36.9"
<b>E. Wheelbase</b>			
5.5' box	—	132.5"	138.5"
6.5' box	126.0"	144.5"	—
8' box	144.5"	163.0"	—
<b>F. Overhang – rear</b>	48.4"	48.4"	48.4"
<b>G. Angle of approach (SWB)</b>	20.7°/24.3°	21.1°/25.2°	21.5°/24.9°
<b>H. Ramp breakover angle (SWB)</b>	19.0°/23.2°	18.2°/22.4°	17.6°/21.4°
<b>I. Angle of departure (SWB)</b>	22.1°/25.0°	21.8°/24.9°	21.9°/25.2°
<b>J. Ground clearance (rear axle)</b>	8.0"/8.3"	8.0"/8.3"	7.7"/8.3"
<b>K. Loadfloor height (empty)</b>			
5.5' box	—	32.0"/33.9"	31.6"/32.5"
6.5' box	31.6"/33.5"	31.1"/33.6"	—
8' box	32.9"/35.0"	31.9"/33.6"	—
<b>L. Cargo box height with molding</b>	22.3"	22.3"	22.3"
<b>M. Cab length</b>	124.9"	143.5"	149.3"
<b>Interior</b>			
<b>1st Row</b>			
Head room	40.9"	40.9"	40.1"
Shoulder room	66.5"	66.5"	65.8"
Hip room	65.3"	65.8"	63.8"
Leg room	41.3"	41.3"	41.3"
<b>2nd row</b>			
Head room	—	39.6"	39.6"
Shoulder room	—	66.7"	65.8"
Hip room	—	66.5"	63.1"
Leg room	—	32.7"	39.0"

SWB = Short Wheelbase

Cargo Area	5.5' Styleside Box	6.5' Styleside Box	6.5' Flareside Box	8' Styleside Box
Volume (cu. ft.)	55.5	65.5	59.1	81.3
<b>N. Length at floor</b>	67.0"	78.8"	78.8"	97.4"
<b>O. Width at wheelhouse</b>	50.0"	50.0"	50.0"	50.0"
<b>P. Maximum width inside box</b>	65.2"	65.2"	59.3"	65.2"

## CAB TYPE, DRIVETRAIN AND BOX SELECTOR

CAB TYPE Drivetrain Box Length & Type	Wheelbase	XL	STX	XLT	FX4	Lariat
<b>REGULAR CAB</b>						
<b>4x2</b>		●	●	●	—	—
<b>4x4</b>		●	●	●	●	—
6.5' Styleside	126.0"	●	●	●	●	—
6.5' Flareside	126.0"	—	●	●	●	—
8' Styleside	144.5"	●	—	●	—	—
<b>SUPERCAB</b>						
<b>4x2</b>		●	●	●	—	●
<b>4x4</b>		●	●	●	●	●
5.5' Styleside	132.5"	—	●	●	●	●
6.5' Styleside	144.5"	●	●	●	●	●
6.5' Flareside	144.5"	—	●	●	●	—
8' Styleside	163.0"	●	—	●	—	—
<b>SUPERCREW</b>						
<b>4x2</b>		—	—	●	—	●
<b>4x4</b>		—	—	●	●	●
5.5' Styleside	138.5"	—	—	●	●	●

● Available





1



2



3



4



5

1 & 2 With the new F-150's ingenious **Overhead Rail Storage System**, you can fill it with some of the useful accessories shown here: **SnakeLights**,<sup>SM</sup> **DVD/CD holder**, **first-aid kit** and **power inverter**.

3 With the **keyless entry keypad**, locking your keys in your truck is no longer cause for alarm. Just enter your programmed code and you're in. And since it operates by radio frequency, there's no hardware required for mounting.

4 If you want your custom wheels to meet Ford's stringent appearance, durability and corrosion-resistance requirements, this is the only place to shop. These **17" custom chrome wheels** will make any F-150 stand out. (Available Fall 2003.)

5 Accessories are designed to accent your F-150 and make your workday easier. Starting in front: **bug shield**, **17" chrome wheels** and **chrome side step bars**.

See your dealer for these and other great dealer-installed Genuine Ford Accessories or visit us at [www.fordaccessories.com](http://www.fordaccessories.com).


INTERIOR/EXTERIOR COMBINATIONS

	Tan	Medium Flint	Dark Flint	Medium Flint/Dark Flint two-tone	Black
<b>XL</b>	•	•	•	•	•
Oxford White	•	•	•	•	•
Arizona Beige Metallic	•	•	•	•	•
Bright Red	•	•	•	•	•
Dark Toreador Red Metallic	•	•	•	•	•
Aspen Green Metallic	•	•	•	•	•
Medium Wedgewood Blue Metallic	•	•	•	•	•
True Blue Metallic	•	•	•	•	•
Silver Metallic	•	•	•	•	•
Dark Shadow Grey Metallic	•	•	•	•	•
Black	•	•	•	•	•
<b>STX</b>	•	•	•	•	•
Oxford White	•	•	•	•	•
Blazing Yellow	•	•	•	•	•
Bright Red	•	•	•	•	•
Silver Metallic	•	•	•	•	•
Dark Shadow Grey Metallic	•	•	•	•	•
Black	•	•	•	•	•
<b>XLT</b>	•	•	•	•	•
Oxford White	•	•	•	•	•
Oxford White/Arizona Beige Metallic	•	•	•	•	•
Arizona Beige Metallic	•	•	•	•	•
Bright Red	•	•	•	•	•
Bright Red/Arizona Beige Metallic	•	•	•	•	•
Bright Red/Silver Metallic	•	•	•	•	•
Dark Toreador Red Metallic	•	•	•	•	•
Dark Toreador Red Metallic/Arizona Beige Metallic	•	•	•	•	•
Dark Toreador Red Metallic/Silver Metallic	•	•	•	•	•
Aspen Green Metallic	•	•	•	•	•
Aspen Green Metallic/Arizona Beige Metallic	•	•	•	•	•
Aspen Green Metallic/Silver Metallic	•	•	•	•	•
Medium Wedgewood Blue Metallic	•	•	•	•	•
Medium Wedgewood Blue Metallic/Arizona Beige Metallic	•	•	•	•	•
Medium Wedgewood Blue Metallic/Silver Metallic	•	•	•	•	•
True Blue Metallic	•	•	•	•	•
True Blue Metallic/Silver Metallic	•	•	•	•	•
Silver Metallic	•	•	•	•	•
Dark Shadow Grey Metallic	•	•	•	•	•
Dark Shadow Grey Metallic/Silver Metallic	•	•	•	•	•
Black	•	•	•	•	•
Black/Arizona Beige Metallic	•	•	•	•	•
Black/Silver Metallic	•	•	•	•	•


	Tan	Medium Flint	Dark Flint	Medium Flint/Dark Flint two-tone	Black
<b>FX4*</b>	•	•	•	•	•
Oxford White/Dark Shadow Grey Metallic	•	•	•	•	•
Blazing Yellow/Dark Shadow Grey Metallic	•	•	•	•	•
Bright Red	•	•	•	•	•
Bright Red/Dark Shadow Grey Metallic	•	•	•	•	•
True Blue Metallic	•	•	•	•	•
True Blue Metallic/Dark Shadow Grey Metallic	•	•	•	•	•
Silver Metallic	•	•	•	•	•
Silver Metallic/Dark Shadow Grey Metallic	•	•	•	•	•
Dark Shadow Grey Metallic	•	•	•	•	•
Black	•	•	•	•	•
Black/Dark Shadow Grey Metallic	•	•	•	•	•
<b>Lariat</b>	•	•	•	•	•
Oxford White	•	•	•	•	•
Oxford White/Arizona Beige Metallic	•	•	•	•	•
Arizona Beige Metallic	•	•	•	•	•
Bright Red/Arizona Beige Metallic	•	•	•	•	•
Dark Toreador Red Metallic	•	•	•	•	•
Dark Toreador Red Metallic/Arizona Beige Metallic	•	•	•	•	•
Aspen Green Metallic	•	•	•	•	•
Aspen Green Metallic/Arizona Beige Metallic	•	•	•	•	•
Medium Wedgewood Blue Metallic/Arizona Beige Metallic	•	•	•	•	•
Black	•	•	•	•	•
Black/Arizona Beige Metallic	•	•	•	•	•

\*Flareside available with two-tone exterior paint scheme only.

Ford uses clearcoat paint for beauty and protection. Colors shown are representative only. See your dealer for actual paint/trim options.




Oxford White



Arizona Beige Metallic



Blazing Yellow



Bright Red



Dark Toreador Red Metallic



Aspen Green Metallic



Medium Wedgewood Blue Metallic




True Blue Metallic




Silver Metallic



Dark Shadow Grey Metallic



Black



Tan Vinyl




Tan Cloth



Tan Premium Cloth



Tan Leather




Medium Flint Vinyl




Medium Flint Cloth



Medium Flint Sport Cloth




Medium Flint Sport Leather



Dark Flint Premium Cloth



Medium Flint/Dark Flint Two-Tone Premium Cloth



Black Sport Cloth



Black Sport Leather



Black Leather





IF YOU HAVEN'T LOOKED AT FORD LATELY...  
**LOOK AGAIN.**

©2003, Ford Motor Company. Litho in USA on recycled paper (20% post consumer) 04-2P221CAT

[fordvehicles.com](http://fordvehicles.com)