

EFFORTLESS POWER - TOYOTA LANDCRUISER



75 SERIES

LANDCRUISER 75 SERIES SPECIFICATIONS.

MODEL	FZJ75RV-MNKQ RV Troop Carrier Petrol Manual	FZJ75RV-MRKQ Troop Carrier Petrol Manual	FZJ75RP-MRKQ3 Cab/Chassis Petrol Manual	HZJ75RV-MNQ RV Troop Carrier Diesel Manual	HZJ75RV-MRQ Troop Carrier Diesel Manual	HZJ75RP-MRQ3 Cab/Chassis Diesel Manual	HZJ75RP-MRQ Pick Up Diesel Manual
ENGINE							
Name	1FZ-FE Petrol			1HZ Diesel			
Type	6 Cylinder Twincam Multivalve			6 Cylinder Direct Acting			
Fuel System	Sequential EFI			Indirect injection			
Displacement (cc)	4477			4164			
Bore & Stroke (mm)	100 x 95			94 x 100			
Compression Ratio	9.0			22.7			
Max. Power (kW/rpm)	158/4600 (ECE)			89/4000 (DIN)			
Max. Torque (Nm/rpm)	373/3200 (ECE)			271/2000 (DIN)			
DRIVE TRAIN							
Clutch	Single dry plate — Diaphragm springs.						
Transmission	5 Speed Manual						
Model	H151F			H55F			
Gear Ratios - 1st	4.081			4.843			
- 2nd	2.294			2.618			
- 3rd	1.490			1.516			
- 4th	1.000			1.000			
- 5th	0.881			0.845			
- Reverse	4.313			4.843			
Transfer Ratios - Low	2.488			1.963			
- High	1.000			1.000			
Differential Ratio	4.111						
AXLES							
Front Capacity (kg)	1300						
Rear Capacity (kg)	2500						
STEERING							
Type	Power assisted ball and nut.						
Min. Turning Circle	13.0m 2WD; 13.8m 4WD						
BRAKES							
System	Tandem vacuum boosted hydraulic with load sensing proportioning and bypass valve.						
Front	302mm Diameter ventilated discs.						
Rear	295mm Diameter discs.						
SUSPENSION							
Front Type	Semi-elliptic leaf springs, double acting gas pressurised dampers and stabiliser bar.						
Rear Type	Semi-elliptic leaf springs, double acting gas pressurised dampers.						
TYRES AND RIMS							
Rim	5.50F — 16 Steel						
Tyre	7.50R16-8						
DIMENSIONS (mm)							
Wheelbase	2980						
Overall Length	4995	4875		4995	4875	4885	
Overall Width	1690						
Overall Height	2090	1970		2090	1970	1965	
Front Track	1415						
Rear Track	1400						
Deck Length	2085	—		2085	—	2155	
Deck Width	1510	—		1510	—	1600	
Deck Height	1265	—		1265	—	415	
Ground Clearance	230						
Fuel Capacity	90 Litres (90L Auxiliary tank option available)						
WEIGHTS (kg)							
Payload	967	1002#/952##	1202	937	972#/922##	1172	1042
Kerb Mass	2068	2033#/2083##	1833	2099	2063#/2113##	1863	1993
G.V.M.	3035						
Towing Capacity	2500*						
Max W/-Trailer Brakes	750*						
Max W/O-Trailer Brakes							
Seating Capacity	6	3 or 11	3	6	3 or 11	3	

* Subject to State regulations and the tow bar design. # = 3 seat version. ## = 11 seat version.

Information contained in this leaflet was correct at the time of printing. Toyota Motor Corporation Australia Limited — A.C.N. 004 384 338 ("Toyota") reserve the right to alter any detail of specifications and equipment without notice. Details of specifications and equipment are also subject to change to suit local conditions and requirements. Please inquire at your local Toyota dealer for details of any change that might be required for your area.
Note: Vehicle colours may vary from the printed photo on this leaflet. Part number LCR 701192SV.

LANDCRUISER 75 FEATURES	TROOP CARRIER CAB CHASSIS & PICK UP
MECHANICAL	
Rear Limited slip differential	•
Manual free wheeling hubs	•
Front and Rear diff locks	opt
Fully floating Front & Rear axles	•
Cyclone air cleaner	•
Auxiliary fuel tank (90L)	opt
EXTERIOR	
Rear bumper	Troop Carrier only
Halogen headlamps	•
Front & Rear mud flaps (cab chassis — Front only)	•
Dust snorkel	opt
Silver painted wheels	RV Troopie only
Blue laminated windshield	•
Drip roof moulding	RV Troopie only
Side door anti-intrusion beams	•
High mount stop lamp	RV Troopie only
INTERIOR	
Fuel level warning lamp (main tank only)	•
Engine oil level warning lamp	•
Backlit combination meter	•
Non-ignition sensitive fuel level gauge	•
Power door locks	RV Troopie only
Tilt steering	•
Collapsible steering column	•
Power steering	•
Soft feel steering wheel	•
Side demister	•
Instrument illumination control	•
Assist grips on dash and door frame	•
Air cleaner clog warning	•
Glove box	•
Quarter vent windows	•
Front door pockets	RV Troopie only
Cloth door inserts	RV Troopie only
Fabric seats	RV Troopie only
Bucket/2 seat bench	•
Front head rests	•
Hand throttle	•
Front intermittent wipers	•
Rear intermittent wiper	RV Troopie only
AM radio	•
AM/FM ETR radio cassette W/-4 speakers	RV Troopie only
Digital clock	•

Ask about . . .



Extra Care

**MANUFACTURER'S
EXTENDED WARRANTY**

Genuine Factory Option

Optional dust snorkel and auxiliary fuel tank illustrated on Front Cover.

O H W H A T A F E E L I N G !



EFFORTLESS POWER-TOYOTA LANDCRUISER



**NOW with 4.5litre
EFI Twin Cam
Multi-valve Petrol
engine
158kW of power
373Nm of torque**

75 SERIES

Want a true workhorse vehicle? Then look at the vehicles Australia's mining, construction and rural industries choose year-in, year-out - Toyota LandCruiser 75 Series.

LandCruiser workhorse models have the choice of two state-of-the-art engines. There's Toyota's 4.2 litre SOHC direct-acting 1HZ diesel, with 89kW of power at 4000rpm and 271Nm of torque at 2000rpm and the new generation 4.5 litre sequential EFI-equipped Twin Cam Multi-valve 1FZ-FE petrol engine. It puts the O₂ Advantage in heavy duty commercial vehicles, with 158kW (ECE) of power at 4600rpm and 373Nm (ECE) of torque at 3200rpm.

The new generation O₂ engine has two inlet and two exhaust valves per cylinder, for an optimum combination of power, torque and fuel efficiency.


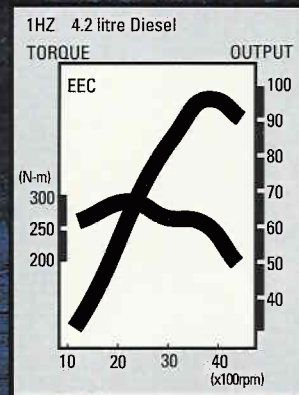

To complement its performance, LandCruiser 75 Series has large, powerful four-wheel ventilated disc brakes as standard equipment across the range.

Toyota offers three workhorse body styles - Pick-up, Cab/Chassis and Troop Carrier.

Cab/Chassis gives you the flexibility to choose your own body. Toyota dealers offer a wide range of bodies for the Cab/Chassis.

Toyota's long-wheelbase standard Troop Carrier has long been the practical choice of companies, government departments, fleet owners and emergency organisations who need to carry big loads and move lots of people.

It's also the safe and secure favourite for family transport in the great outdoors.



The "Troopie" is built big, wide and strong to carry a one tonne load. It has the option of three or 11 seats.

For those who want added creature comforts in a traditional LandCruiser, there's the RV Troop Carrier, with seating for six persons. It has cloth interior, front door pockets, power door locks and a four-speaker AM/FM stereo.




load over any terrain. It

workhorse 4x4, there's
seats and door inserts,
FM stereo radio cassette.

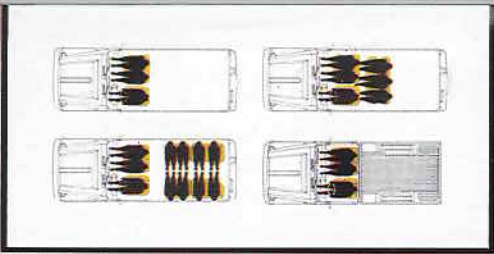



LandCruiser 75 RV has the added safety of a centre high-mount stop lamp.

All LandCruiser Troop Carriers have a wide range of off-road options, including front and rear differential locks, a dust snorkel and an extra 90 litre long range fuel tank, for a total of 180 litres of fuel.



LandCruiser Cab/Chassis and Pick-Up seat three persons. Standard grade Troop Carrier has the choice of seating for three or 11. RV Troop Carrier seats six.





Side intrusion beams are fitted in the doors.

Your Toyota LandCruiser has an advantage in quality, which Toyota service can help maintain. Toyota dealers invest heavily in their dealer service divisions. Toyota service standards are recognised as amongst the highest in the industry. They're Toyota's "winged keel" - an advantage recognised when Toyota's entire dealer and service network earned the coveted Australian Quality Award in 1991. It was the first time an automotive manufacturer had received this ultimate accolade.

Extra Care:

Toyota now offers you factory backed Extra Care, an extended warranty program with coverage as advanced as the vehicles it covers.

Factory backed Extra Care can cover your new Toyota for up to five years or 120,000 kilometres from the original registration date. You choose the warranty period that best suits your needs.

Factory backed Extra Care is also transferable (new vehicles only) so it could enhance the resale value of your vehicle.

Best of all, around 300 Toyota dealerships across Australia support Toyota Extra Care, so you are never far from help.

For more information about Toyota Extra Care Extended Warranty, simply ask your Toyota Dealer or contact your Toyota Customer Assistance Centre direct on (02) 710 3795 or toll-free on (008) 25 2097.

Customer Assistance:

Toyota's Customer Assistance Centre is just one more example of Toyota's commitment to ever higher standards of customer satisfaction. It gives you, the customer, direct access to the manufacturer, via a toll-free 008 telephone number - to answer any question you might have or to help solve any problem with the purchase and service of your new Toyota.

Information contained in this leaflet was correct at the time of printing. Toyota Motor Corporation Australia Limited - A.C.N. 004 384 338 ("Toyota") reserve the right to alter any detail of specifications and equipment without notice. Details of specifications and equipment are also subject to change to suit local conditions and requirements.

Please inquire at your local Toyota dealer for details of any change that might be required for your area.

Note: Vehicle colours may vary from the printed photo on this leaflet. Part number LCR700593

Optional dust snorkel, long range fuel tank and tyre cover shown.

 **TOYOTA**

HERE FOR THE LONG RUN



 **TOYOTA**

Parts & Service



OH WHAT A FEELING!



TOYOTA LANDCRUISER 75 SERIES

 **TOYOTA LANDCRUISER 75 SERIES**



NO-ONE
BEATS MCT
DEALS



MELBOURNE
CITY
TOYOTA
(03)9282-8888

LANDCRUISER 75 SERIES SPECIFICATIONS

Body	RV Troop Carrier	Troop Carrier	Cab Chassis	RV Troop Carrier	Troop Carrier	Cab Chassis	Pick Up
Model Code	FZJ75RV-MNKQ	FZJ75RV-MRKQ	FZJ75RP-MRKQ3	HZJ75RV-MNQ	HZJ75RV-MRQ	HZJ75RP-MRQ3	HZJ75RP-MRQ
ENGINE							
Type	Petrol			Diesel			
Name	1FZ-FE			1HZ			
Configuration	6 Cylinder, In-line						
Valve Mechanism	Twin Cam, Multi-valve, Chain & scissor-gear driven			Direct Acting Overhead Cam, Belt-driven			
Fuel System	Sequential Electronic Fuel Injection			Indirect Injection			
Displacement (cc)	4477			4164			
Bore and Stroke (mm)	100 x 95			94 x 100			
Compression Ratio	9.0:1			22.7:1			
Max. Power (kW/rpm - ECE)	158/4600			96/4000			
Max. Torque (Nm/rpm)	373/3200			271/2000			
TRANSMISSION							
Type	5-speed Manual, Single dry plate diaphragm spring clutch.						
Gear Ratios:	1st	4.525				4.843	
	2nd	2.464				2.618	
	3rd	1.490				1.516	
	4th	1.000				1.000	
	5th	0.811				0.845	
	Reverse	4.313				4.843	
- Transfer Ratio - High		1.000				1.000	
- Low		2.488				1.963	
Differential Ratio	4.111						
STEERING							
System	Power assisted ball and nut						
Power Assistance	Engine Speed Sensitive						
Turning Circle Dia. (kerb to kerb - m)	13.0 - 2WD, 13.8 - 4WD						
Turns lock to lock	3.1						
BRAKES							
System	Vacuum boosted dual circuit hydraulic with load sensing proportioning and by-pass valve						
Front	302 mm diameter ventilated disc with twin piston fixed caliper						
Rear	295 mm diameter disc with single piston fully floating caliper						
SUSPENSION							
Type - Front	Solid axle, semi-elliptic leaf spring, double-acting gas pressurised damper, Stabiliser bar.						
- Rear	Solid axle, semi-elliptic leaf spring, double-acting gas pressurised damper.						
WHEELS							
Tyres	7.50R16-8 Ply Dunlop Road Gripper						
Rims (ins)	16 x 5.5F Steel						
DIMENSIONS							
Wheelbase (mm)	2980						
Overall Length (mm)	5080	4995	4875	5080	4995	4875	4885
Overall Width (mm)	1690						
Overall Height (mm)	2090		1970	2090		1970	1965
Front Track (mm)	1415						
Rear Track (mm)	1400						
Load Length (mm)	1245	2085	N/A	1245	2085	N/A	2155
Load Width (mm)	1510	1510 (3 st), 1170 (11st)	N/A	1510	1510 (3 st), 1170 (11st)	N/A	1600
Load Height (mm)	1265		N/A	1265		N/A	415
Ground Clearance (mm)	230						
WEIGHTS/CAPACITIES							
Front Axle Capacity (kg)	1400						
Rear Axle Capacity (kg)	2500						
Nominal Kerb Mass (kg)	2100	2041	1833	2130	2071	1863	1993
Gross Vehicle Mass (kg)	3150†						
Seating Capacity	6	3 or 11	3	6	3 or 11	3	
Fuel Capacity (litres)	180	90 (90 L Auxiliary tank option)		180	90 (90L Auxiliary tank option)		
TOWING CAPACITY (MAXIMUM)							
With Trailer Brakes (kg)	3500*†						
Without Trailer Brakes (kg)	750*						

* Subject to State regulations and tow bar design. † combined mass of vehicle and trailer not to exceed 6350kgs.

FEATURES	TROOP CARRIER, CAB CHASSIS & PICK UP	RV TROOP CARRIER 6 SEAT
MECHANICAL		
Limited Slip Differential #	•	•
Manual Free Wheeling Hubs	•	•
Fully Floating Front and Rear Axles	•	•
Power Steering	•	•
Cyclone Air Cleaner	•	•
Double Fuel Filter	•	•
Auxiliary Fuel Tank (90litre)	Option**	•
Front and Rear Diff Locks	Option	Option
EXTERIOR		
Halogen Headlamps	•	•
Front & Rear Mudflaps (Cab Chassis - Front Only)	•	•
Green Tinted Laminated Windscreen	•	•
Side Door Occupant Impact-Protection Beams	•	•
Grey Painted Rims	•	•
Silver Painted Rims	•	•
Rear Bumper	Troop Carrier	•
Spare Wheel on Back Door with Cover	•	•
Chrome Drip Rail Moulding	•	•
High Mount Stop Light (LED Type)	•	•
Dust Snorkel	Option	Option
INTERIOR		
Fuel Level Warning Lamp (Main Tank Only)	•	•
Engine Oil Level Warning Lamp	•	•
Back Light for Combination Meter	•	•
Non Ignition Sensitive Fuel Level Gauge	•	•
Tilt Adjustable Steering Column	•	•
Safety Collapsible Steering Column	•	•
Soft Feel Steering Wheel	•	•
Side Demister	•	•
Instrument Illumination Control	•	•
Assist Grips on Dash and Door Frame	•	•
Air Cleaner Service Warning	•	•
Glove Box	•	•
Digital Clock	•	•
Quarter Vent Windows	•	•
Drivers Bucket Seat & Front Two Seat Bench	•	•
Front Head Rests	•	•
Hand Throttle	•	•
Front Intermittent Wipers	•	•
Hard Wearing Vinyl Seat Trim	•	•
Electronically Tuned AM/FM	•	•
Radio with 2 Speakers	•	•
Electronically Tuned AM/FM	•	•
Radio Player with 4 Speakers	•	•
Auto Reverse Stereo Cassette	•	•
Fabric Covered Seats	•	•
Power Door Locks	•	•
Front Door Pockets	•	•
Close Door Trim Inserts	•	•
Rear Intermittent Wiper	•	•
Sub Fuel Tank Gauge	•	•

Not available with optional front and rear diff locks.

** Spare wheel on back door standard with auxiliary tank option



AUSTRALIAN
CUSTOMER SERVICE AWARD
INAUGURAL WINNER 1993
TOYOTA AUSTRALIA

Toyota Motor Corporation Australia Limited — A.C.N. 004 384 338 ("Toyota") reserve the right to alter any detail of specifications and equipment without notice. Details of specifications and equipment are also subject to change to suit local conditions and requirements.

Please inquire at your local Toyota dealer for details of any change that might be required for your area.

Note: Vehicle colours may vary from the printed photo on this leaflet. Part number LCR 75 0896SV

03 NOV 1998



O H W H A T A F E E L I N G !

TOYOTA

Optional tray fitted to vehicle on front cover.