


SEDAN DELIVERY

Ford




Distinguished

6½-ft. Light Delivery Panel offering all of the power, endurance, thrift, reliability and smartness of the 1946 Ford de luxe model car.

Thrifty


... low in cost,
outstanding in gasoline,
oil and tire mileage




The low purchase price of the Ford Sedan Delivery is only the first of many savings for the buyer. It costs less in the long run, too. Forward-looking engineering introduces many design features that save money on gas, on oil and on maintenance. Nation-wide parts availability, plus traditionally low parts prices, will help keep operating costs within the truck delivery expense budget for many years.



Aluminum pistons for V-8 and Six are cam-ground for good fit at operating temperatures. Two piston rings are provided for compression. Two oil control rings, with wide slot in upper piston groove, give thorough lubrication with unusual oil economy.




Ford system of built-in, directed-flow crankcase ventilation helps maintain a higher lubricating value for crankcase oil, reduces the frequency of oil changes, prolongs life of vital engine parts.



Downdraft carburetor in V-8 and Six provides economical mixture. Pressure-balance channel compensates for air intake variations.



Pressure-valve radiator cap (3-4 lbs. for release), reduces coolant loss, improves operating efficiency.



Intake manifold thermostatic valve speeds vaporization, improves fuel economy.

PARTS EXCHANGE PLAN


Thousands of truck operators use the Dealer Engine and Parts Exchange Plan to replace worn units with reconditioned units for less than it would cost to have them repaired or overhauled. The following typical exchange items can be quickly installed.

SHOCK ABSORBER • GENERATOR • GENERATOR ARMATURE • BRAKE SHOE • CLUTCH PRESSURE PLATE ASSEMBLY • CLUTCH DISC ASSEMBLY • CARBURETOR • DISTRIBUTOR • FUEL PUMP • ENGINE • CYLINDER ASSEMBLY INCLUDING HEADS

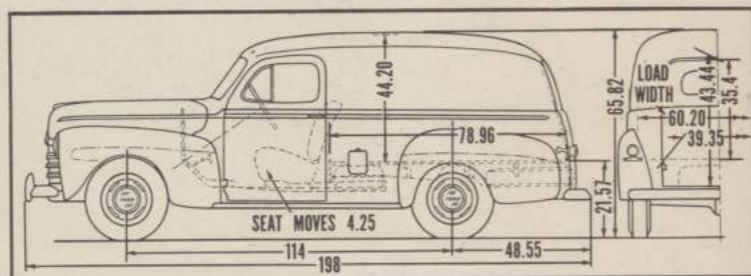

Saves You Time • Saves You Money

Renewable, cartridge-type oil filter is available for the Ford V-8 or Ford Six, to help keep oil clean, reduce engine wear.

(Far right) New, rear main bearing oil seal for V-8 prevents oil seepage into clutch housing, saves oil.



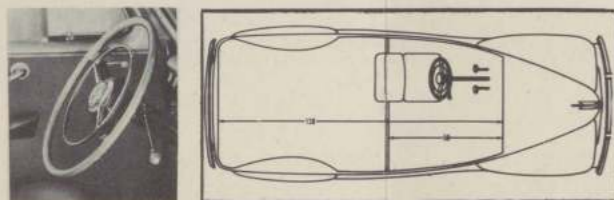
Big . . . easily accessible load space permits delivery to more customers per trip




Plenty of room here for bulky loads. This spacious interior measuring 78.9 in. from rear door to seat, 60.2 in. wide from panel to panel, and 44.2 in. (maximum) from floor to roof, has a loading capacity of 92.5 cu. ft.

The Sedan Delivery has a large, rubber-sealed rear door, with an opening 39.35 inches wide by 43.44 inches high.

To facilitate loading and unloading, the Sedan Delivery is built low to the ground. Floor-to-ground height when loaded is only 21.57 inches.



Finger-tip shifting lever clears driver's compartment, adds room. The Ford Sedan Delivery will accommodate a few objects up to 10½ ft. long, if the additional space alongside the driver's seat is utilized.

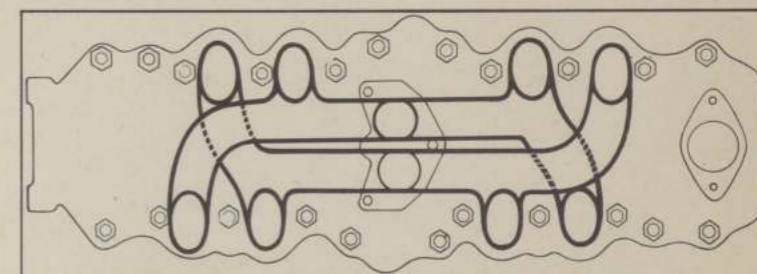



Leg room is not lacking for the leggiest driver. The seating arrangement is passenger car type, with seat adjustable to the extent of 4.25 inches.

Generous load capacity has been engineered into the Ford Sedan Delivery to accommodate bulky loads, and to reduce the number of "dead-head" return trips to store or warehouse for re-loading. The Sedan Delivery's capacity of 92.5 cu. ft. is ample for most light delivery needs. Objects up to 10½ ft. long can be loaded alongside the driver's seat.

Powerful

. . . with a choice of two great economy-proved engines



The Ford Sedan Delivery offers a choice of two kinds of engine power. The thrifty 100 H.P. V-8 for tough delivery service . . . the 90 H.P. Six on jobs that call for lots of economical, stop-go work and idling operation.

Two independent manifolds for the V-8, each feed a group of four cylinders. With this arrangement, there is never simultaneous suction of two cylinders on the same manifold. Thus, each cylinder receives a full fuel charge, resulting in full, uniform, power output.




Precision-set valves require no adjustment, help maintain efficient power output.

Full-length water jackets, surround each cylinder, improve engine efficiency.

Valve seat inserts (V-8 shown) help maintain gas-tight seal longer for more efficient power output.

Combustion chambers for V-8 and Six are turbo-contoured to create high turbulence, promote efficient combustion at high compression levels without spark-knock, using non-premium fuels.




Sealed-dry distributor (V-8 shown) gives high mileage with utmost power.

(Far left) Micro-finish cylinder walls hold proper oil film for long piston, ring and cylinder life.

The engine power available in the Sedan Delivery expedites delivery service, saves valuable driver time. Either the Ford V-8 or Six offers fast get-away, greater pulling power on hills, unusual power response and flexibility throughout the entire speed range.


Smart . . . with dignity that means productive advertising value for your firm



Inside . . . outside . . . all the way through . . . this new Ford Sedan Delivery is brilliantly advanced in style. Its smart lines are borrowed from the new, easy-to-look-at Ford cars. Note the jewel-like elegance of the new instrument panel, illustrated at the right.



Passenger car type of interior appointments characterize Sedan Delivery styling. Driver's compartment is fully and beautifully lined.



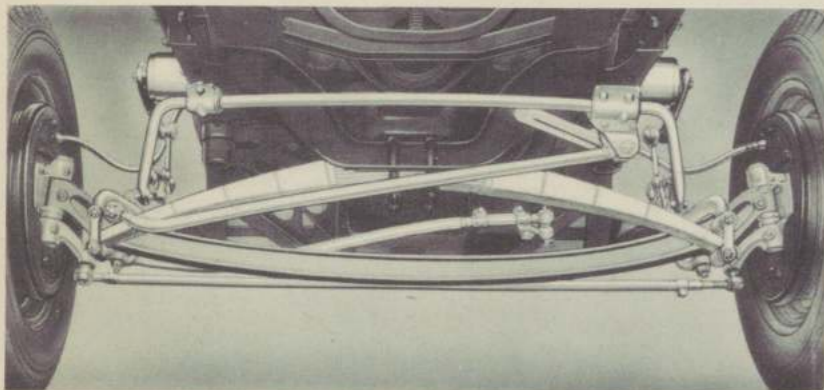
The ultra-smart styling of the Ford Sedan Delivery will build prestige for your business in the eyes of customers and prospects.




Fully lined and insulated interior, improves the appearance of the Sedan Delivery, offers maximum load protection.

Reliable

... when you say, "I'll send the Ford," nothing could be more reassuring



Husky, stabilized, front end construction contributes to reliability through better driving control. Dual lateral stabilizers, front and rear, reduce side-sway and steady the Sedan Delivery on curves or in a crosswind... add to comfort and ease of control as well as safety.




Oversized hydraulic brakes are smooth, quiet, reliable. New self-centering principle lets the brake shoes float into full contact with the non-scoring, composite steel-backed, cast iron brake drums. Lining area is 162 square inches.



Thousands of friendly Ford dealers, conveniently located throughout the country, stand ready to help keep the Sedan Delivery performing reliably.




The Ford sealed-dry distributor on the V-8 has two sets of points for greater reliability, supplies hotter sparks for better performance.



Camshaft-crankshaft drive is direct for more reliable valve timing.



Optional oil-bath air cleaner on V-8 and Six removes dirt for more reliable carburetion, prevents undue wear on engine parts.



Steering gear roller mounted on needle bearings, makes steering easier, more reliable.




(Far right) Floor and sub-floor feature reliable sealing against dust, fumes, moisture.


The Ford Sedan Delivery expresses reliability in many different ways—in easy, sure-fire starting; in performance which assures timely delivery and maintenance of split-second schedules; in alert responsiveness to the command of brake pedal, clutch or steering wheel.

Enduring

... with the stamina proved by 31 million Ford-built vehicles



Crankshaft for the Ford Six, mounted in four bearings, is counterbalanced. External balancer neutralizes torsional vibration. Graphite "powder" dispersed through steel improves wearing quality of bearing surfaces.



Sturdy rear axle is 3/4-floating design. Load is carried by the axle housing. Drive pinion is straddle-mounted on roller bearings to keep it in perfect mesh.



Steel-backed precision-type connecting rod bearings are made of special bearing alloy which stands up in toughest truck service.



Long-lived semi-centrifugal clutch delivers full engine power smoothly.



Spring-cushioned rear door check helps maintain door alignment.



Steel floor has a durable plywood platform protected by steel skid-strips.

Statistics prove that the Ford reputation for endurance is well earned. Latest license registrations show that in the 1929 to 1946 truck model group there are more Ford Trucks than any other make.

Oil pump feeds oil under pressure to all engine bearings and other engine parts.

(Far right) For longer life, connecting rod bearings are lubricated under pressure through drilled passages.




OPTIONS


FOR SEDAN DELIVERY



Right-hand passenger seat, available at extra cost, matches driver's seat.



Governor available at extra cost; guards against excessive engine and road speeds.



Hot-water heater-defroster, featuring quick warm-up, is available at extra cost.

SEDAN DELIVERY SPECIFICATIONS

| | | |
|-------------------------|--|--------------------------------|
| ENGINE | 100 H. P. V-8* | 90 H. P. SIX |
| Bore and Stroke | 3.187 in. x 3.75 in. | 3.30 in. x 4.40 in. |
| Displacement | 239 cu. in. | 226 cu. in. |
| Brake Horsepower | 100 @ 3800 rpm. | 90 @ 3300 rpm. |
| Cylinders | One-piece casting, controlled quality finish. | |
| Heads | Detachable, turbo-type high compression. | |
| Crankshaft | Fully counterbalanced, cast alloy steel. | |
| Main Bearings | Steel-backed, alloy lined, removable, precision-type. | |
| Con. Rod Bearings | Floating, steel-backed alloy. | Locked-in, steel-backed alloy. |
| Pistons | Cam-ground aluminum alloy, 4 rings. | |
| —Rings | Two compression, two oil control. | |
| Valves | Unit assembly, precision-set clearance. | |
| Seat Inserts | Intake and Exhaust | Exhaust. |
| Carburetor | Dual downdraft | Downdraft. |
| Air Cleaner | Hat-type oil bath.* | |
| Distributor | Automatic advance, sealed-dry design. | |
| Lubrication | Full pressure to main, camshaft and connecting rod bearings. Oil filter.* | |
| Cooling | Full-length water jackets, thermostatic temperature control, tubular radiator, pressure-valve cap, self-sealing pumps. | |
| Mounting | 3-point, synthetic rubber cushion-type. | |
| CLUTCH | Semi-centrifugal, 10 in. Low pedal pressure. | |
| TRANSMISSION | Three-speed, all-helical gear type with blocker synchronizers. Finger-tip steering post gearshift. | |

Equipment starred (*) are items at extra cost. These items are currently contained on the Sedan Delivery in production and included in the 1946 retail list price, although allowances for omission of any of this equipment will be quoted on request. (The Ford Motor Company, whose policy is one of continuous improvement, reserves the right to change specifications, design or prices without incurring obligation.)

DRIVE—Full torque-tube with radius rods.
REAR AXLE—Three-quarter floating with straddle-mounted pinion. Gear ratio: s't.d. 3.54 to 1—opt. 3.78 to 1; 4.11 to 1.
FRAME—Reinforced X-type box section, double drop frame.
SPRINGS—Stabilized chassis. Transverse springs with front and rear lateral, and front torsional stabilizers. Four, double-acting adjustable shock absorbers.
STEERING—Worm and needle bearing roller. Ratio 18.2 to 1.
BRAKES—Advanced-design hydraulic with self-centering shoes. 12 in. x 1.75 in. Lining area 162 sq. in. Cast iron drum surface. Hand brake lever inverted type with easy grip.
WHEELS AND TIRES—Five, 16-in. disc type, 4-in. drop center rims. Four 6.00-16, 4-ply tires.
WHEELBASE—114 inches.
SEDAN DELIVERY BODY—All-steel body with integral steel top. Steel floor with plywood platform and steel skid strips. Completely sealed to exclude dust and moisture. Interior fully lined. Large rear door, soft rubber door seals, independent lock. Interior light. Safety glass throughout. Adjustable driver's seat.
LOAD SPACE DIMENSIONS—Length 78.9 in., width 60.2 in., height 44.2 in., rear opening 39.35 in. wide x 43.44 in. high. Capacity 92.5 cu. ft.
TYPICAL EQUIPMENT—Includes front and rear bumpers, two front bumper guards, rear fenders, two wipers, side mirror, cowl ventilator, 17-gal. in-frame tank, spare wheel compartment, Ford de luxe car appointments.

FORD MOTOR COMPANY
 DEARBORN, MICHIGAN

