

**EXPLORER**

**04**







Explorer Eddie Bauer in Estate Green Metallic. Shown with optional roof-rail crossbars.  
Shown on cover: Explorer Limited in Silver Birch Metallic.

# Explorer


THE MOST HIGHLY EVOLVED SUVs ON EARTH : Or anywhere else.

FROM NIMBLE RUNABOUT TO FULL-SIZE FAMILY HAULER, YOU'LL FIND THE ANSWER TO YOUR SPORT UTILITY VEHICLE NEEDS IN ONE OF THE BROADEST LINES OF SUVs ANYWHERE. THE 2004 FORD LINEUP – ESCAPE, EXPLORER SPORT TRAC, EXPLORER, EXPEDITION AND EXCURSION – DESCENDS FROM SOME OF THE BEST OF THE ROAD'S RUGGED WARRIORS. LIKE THE ORIGINAL EXPLORER THAT BROUGHT THE SUV TO THE FOREFRONT. OR, THE AVAILABLE 9-PASSENGER EXPEDITION THAT CONTINUES TO TAKE ENTHUSIASTS ALMOST ANYWHERE THEY WANT TO GO. WHATEVER YOUR NEEDS, YOU NEED LOOK NO FURTHER. YOUR ANSWER'S HERE.

FORD EXPLORER, AMERICA'S BEST-SELLING SUV FOR 12 YEARS RUNNING, HAS BUILT A SOLID FOUNDATION OF TRUST – ON-ROAD, OFF-ROAD AND EVERYWHERE IN BETWEEN. IN FACT, ITS INTERIOR VERSATILITY, SAFETY TECHNOLOGY, SMOOTH RIDE DYNAMICS AND OFF-ROAD CAPABILITY INSPIRE MORE PEOPLE TO REPURCHASE AN EXPLORER THAN ANY OTHER SUV IN ITS CLASS.\* WITH THE HOST OF NEW FEATURES OFFERED THIS YEAR, WE'RE SURE TO MAKE IT 13 YEARS AT THE TOP. FOR FORD EXPLORER, THAT'S FAMILIAR TERRITORY INDEED.

\*Based on repurchases from '93-'02.

ESCAPE : EXPLORER SPORT TRAC : **EXPLORER** : EXPEDITION : EXCURSION





## COMPLETE. AS YOU'D EXPECT.

- pages\_4-5* **Power & Capability**  
RESPONSIVE ENGINES WITH GREAT TOWING POWER  
ON-ROAD & OFF-ROAD CONTROL  
SMOOTH RIDE
- pages\_6-7* **Versatility**  
FLEXIBLE SEATING OPTIONS  
NEW QUAD BUCKET SEATING GROUP  
40/20/40 2ND-ROW SEAT
- pages\_8-11* **Flexibility**  
EASIEST FOLDING 3RD-ROW SEAT IN ITS CLASS  
ADVANCED ELECTRONICS  
LUXURIOUS AMENITIES
- pages\_12-13* **Ease of Use**  
EASY ACCESS  
CONVENIENT LIFTGATE & LIFTGLASS DESIGN
- pages\_14-15* **Ruggedness**  
OFF-ROAD SUSPENSION COMPONENTS  
HEAVY-DUTY DESIGN
- pages\_16-17* **Craftsmanship**  
CONTACT POINTS & QUALITY DETAILS  
HUSHED INTERIOR
- pages\_18-19* **Safety & Security**  
FORD PERSONAL SAFETY SYSTEM™  
CRASH TEST PERFORMANCE  
AVAILABLE SAFETY CANOPY™ SYSTEM
- page\_21* **Dealer Accessories**
- pages\_22-25* **Specifications, Color & Trim**



## EXPLORER MODELS

- pages\_10-11* **Limited**  
MONOCHROMATIC EXTERIOR APPEARANCE  
LEATHER-TRIMMED SEATS  
17" CHROMED ALUMINUM WHEELS
- pages\_12-13* **Eddie Bauer**  
ARIZONA BEIGE LOWER TRIM & RUNNING BOARDS  
LEATHER-TRIMMED TWO-TONE SEATS  
17" SATIN-NICKEL ALUMINUM WHEELS
- pages\_14-15* **NBX**  
BLACK LOWER TRIM & SIDE STEP BARS  
OFF-ROAD SUSPENSION PACKAGE  
UNIQUE CLOTH-TRIMMED SEATS  
17" MACHINED-ALUMINUM WHEELS
- pages\_16-17* **XLT Sport** (new for 2004)  
PAINTED PLATINUM LOWER TRIM & SIDE STEP BARS  
FRONT SPORT BUCKET SEATS  
17" MACHINED-ALUMINUM WHEELS
- pages\_18-19* **XLT**  
MONOCHROMATIC EXTERIOR  
STEEL INSTRUMENT PANEL ACCENTS  
16" PAINTED CAST ALUMINUM WHEELS
- pages\_20-21* **XLS Sport**  
ACCENT-COLORED WHEEL-LIP MOLDINGS  
BLACK SIDE STEP BARS  
16" PAINTED CAST ALUMINUM WHEELS
- page\_22* **XLS**  
4.0L SOHC V6 ENGINE  
FRONT LOW-BACK BUCKET SEATS  
16" FULL-FACE STEEL WHEELS



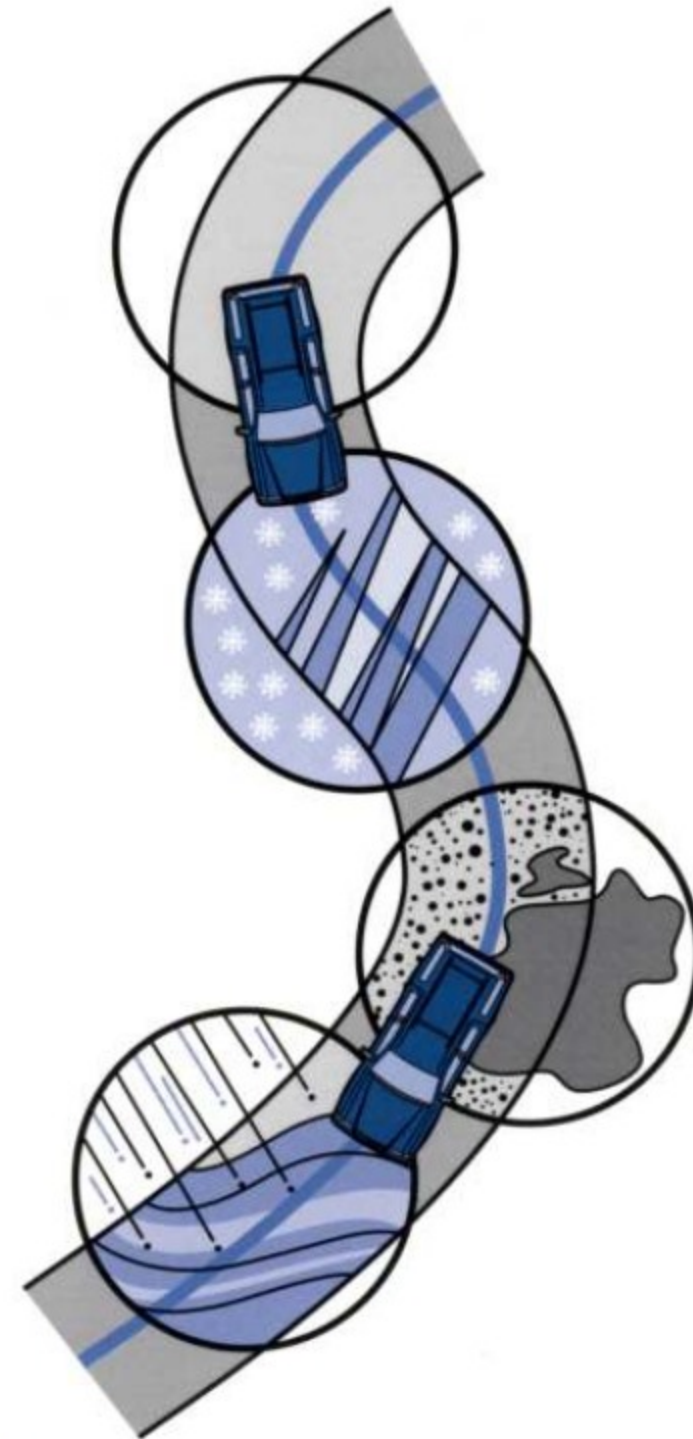
# Power & Capability

JUST RIGHT FOR BOULEVARD AND BACKCOUNTRY.

WHEREVER YOU CHOOSE TO ROAM, FORD EXPLORER IS YOUR COMPLETE PACKAGE. IF YOUR FAVORITE SPOT REQUIRES A TREK OFF-ROAD, EXPLORER 4X4 IS MORE THAN CAPABLE. NEVER LEAVE THE PAVED ROAD BUT NEED EXTRA TRACTION FOR WINTER SNOW? EXPLORER ALL-WHEEL DRIVE (AWD) EXCELS. AND IF YOU'RE FORTUNATE ENOUGH TO LIVE WHERE THE SUN ALWAYS SHINES, EXPLORER 2-WHEEL DRIVE (2WD) COULD BE FOR YOU. WITH EXPLORER'S STANDARD 210-HP V6 AND AVAILABLE 239-HP/282 LB.-FT. OF TORQUE V8, THE POWER TO HAUL YOUR CARGO OR PLEASURE CRAFT IS YOURS AS WELL.

## Towing

With the standard 4.0L SOHC V6 engine and the proper equipment, Explorer's maximum towing capacities are: 4x2 – up to 5780 lbs.; 4x4 and All-Wheel-Drive models – up to 5380 lbs. Add the available 4.6L SOHC V8 engine and the proper equipment, and capacity increases: 4x2 – up to 7140 lbs.; 4x4 and All-Wheel-Drive models – up to 7000 lbs.

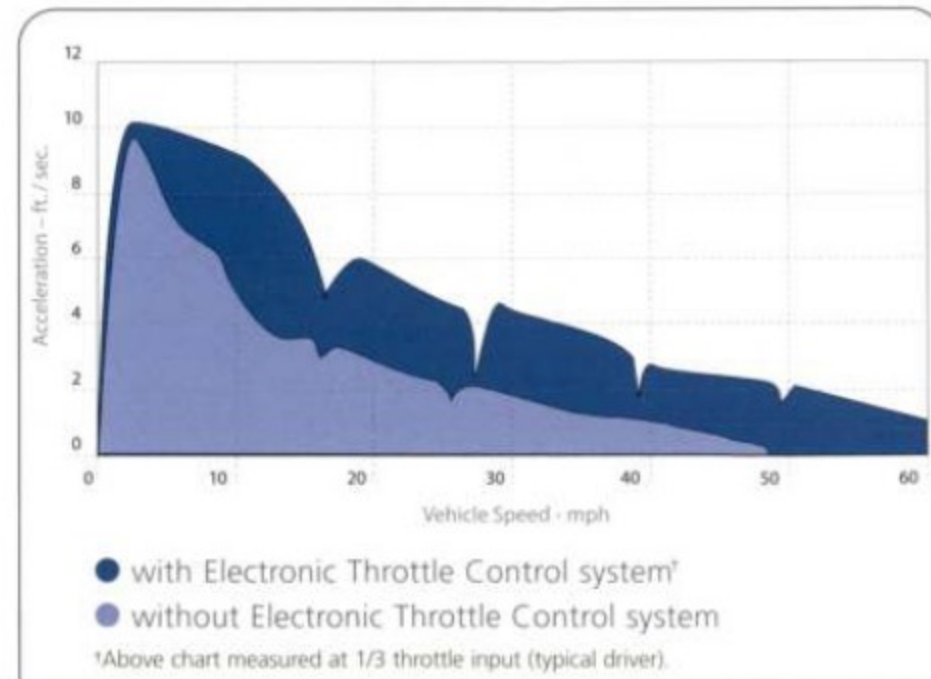


## AdvanceTrac® Electronic Stability Enhancement System

In slippery conditions – like ice, gravel or rain – every driver wants one thing: more control. Explorer's available AdvanceTrac Electronic Stability Enhancement System\* provides it – automatically. Sensors constantly monitor driver input and vehicle responses. In certain understeer or oversteer situations, AdvanceTrac adjusts braking, traction control and throttle to correct vehicle direction to better follow steering input. In fact, the system can actually control each individual wheel to counteract excessive vehicle rotation and possible vehicle spinout. That's peace of mind, when you need it most. And it's available with either of Explorer's powerful engines.

## Electronic Throttle Control System

For 2004, Explorer's responsive 4.0L V6 and 4.6L V8 engines provide significantly improved performance, thanks to a new Electronic Throttle Control system. This advanced system replaces the mechanical element of a throttle cable with fast-acting electronics. Because the system responds more accurately to the driver's acceleration demands, it delivers better performance and superior acceleration during typical driving conditions, plus improved fuel economy and more intuitive speed control.



\*Remember that even advanced technology cannot overcome the laws of physics. It's always possible to lose control of a vehicle due to inappropriate driver inputs for the conditions. When AdvanceTrac engages, it is an indication that at least some of the tires have exceeded their ability to grip the road, which may cause loss of control.

## Independent Rear Suspension

A standard independent rear suspension allows each rear wheel to respond to road impacts without affecting the opposite wheel, giving Explorer a remarkably smooth, comfortable ride. Because it helps to optimize tire-to-road contact, the suspension also provides responsive handling and improved driving control. And for 2004, the ride is even better. Engineers retuned key suspension components for a smoother ride and reduced impact harshness.







Explorer Limited with available Quad Bucket Seating Group and 3rd-row bench seat. Leather-trimmed 1st- and 2nd-row seats shown in Medium Parchment.

## Versatility

**NOW SEATING: CAPTAIN'S CHAIRS IN ROWS ONE AND TWO.**

WITH SEATING FOR 5, 6 OR 7, EXPLORER'S INTERIOR GETS EVEN MORE VERSATILE WITH AVAILABLE QUAD BUCKET SEATING ON EDDIE BAUER AND LIMITED. TWO LEATHER-TRIMMED CAPTAIN'S CHAIRS IN EACH OF THE FIRST 2 ROWS ALLOW DRIVER AND PASSENGERS TO ADJUST THE SEATS TO THEIR OWN COMFORT LEVEL. EACH CHAIR HAS AN ARMREST AND EACH ROW GETS A CENTER CONSOLE. THE 2ND-ROW CONSOLE FEATURES A PADDED COVER LARGE ENOUGH TO SET YOUR LAPTOP ON, WHILE INSIDE THERE'S A HUGE STORAGE BIN AND 2 CUPHOLDERS. STANDARD 2ND-ROW SEATING IS A FUNCTIONAL 60/40 SPLIT BENCH. A FLEXIBLE 40/20/40 2ND-ROW SPLIT-BENCH SEAT IS STANDARD WHEN THE AVAILABLE 3RD-ROW SEAT IS ORDERED.



1



2

- 1 The outboard sections of Explorer's 40/20/40 2nd-row split-bench seat can be lowered from either side and folded forward for quick access to the available 3rd-row seating.
- 2 The innovative 2nd-row center console with Explorer's Quad Bucket Seating Group is a marvel of functionality. Closed, the padded cover acts as an armrest or base of operations for your laptop computer or board game. Open it from the front and there's a huge storage space for all your gear. Open it from the rear and the top folds forward to reveal 2 cupholders and plenty of extra space.



# Flexibility

WHEN IT COMES TO SPACE, WE MAKE THE MOST OF IT.

ABUNDANT SPACE IS GREAT, BUT IT'S HOW YOU USE IT THAT REALLY COUNTS. IN EXPLORER, FORD ENGINEERS HAVE MADE THAT SPACE VERY USEFUL INDEED. SEATING CONFIGURATIONS ARE NUMEROUS. HANDY STORAGE COMPARTMENTS GIVE YOU SPACE TO TUCK THINGS AWAY. AND THANKS TO EXPLORER'S INDEPENDENT-REAR-SUSPENSION DESIGN, THERE'S EVEN SPACE WHERE YOU WOULDN'T THINK ANY EXISTED – UNDER THE REAR CARGO FLOOR. AFTER SPENDING TIME IN EXPLORER, YOU'LL SOON WONDER IF THERE'S ANYTHING OUR ENGINEERS HAVEN'T THOUGHT OF.

- 1 With a fold-down 7" color LCD screen, wireless headphones (2 sets) and remote control, it's easy to enjoy the show on Explorer's available Rear-Seat DVD Entertainment System. A convenient storage area for your favorite flicks is left of the screen. No movies? You can also listen to CDs separately from the in-dash audio system. Optional on all models except XLS, XLS Sport and NBX.
- 2 In Eddie Bauer and Limited models, front-seat occupants can enjoy dual-zone Electronic Automatic Temperature Controls (standard).
- 3 Explorer's rear-cargo under-floor storage will delight you (and your kids). Use it to store small items or essentials that you want to keep in your vehicle.
- 4 Rear passengers can adjust their fan and temperature settings with Explorer's available overhead auxiliary rear climate controls. Optional on all models except XLS and XLS Sport.
- 5 With the quickest and easiest folding 3rd-row seat in its class, changing configurations and expanding cargo possibilities is a snap. Available on all models except XLS and XLS Sport.
- 6 The Audiophile sound system (standard on Eddie Bauer and Limited, available on XLT, XLT Sport and NBX) includes a 6-disc in-dash CD changer and 290 watts of peak audio power. Add the dealer-installed Sirius Satellite Radio service and you can get 100 channels of music and entertainment, coast to coast. No matter where you are, your favorite music travels with you, including information on the artist and song title on the display panel. See your Ford Dealer for activation details.



Explorer Eddie Bauer two-tone leather-trimmed 1st- and 2nd-row seats in Medium Parchment.



# Flexibility

WHATEVER THE ATTIRE, YOU'LL FIT IN.

COCKTAIL DRESS OR CAPRIS? COAT-AND-TIE OR KHAKIS? LIMITED OR EDDIE BAUER? NO MATTER WHAT DRESS CODE YOU CHOOSE, YOU'RE SURE TO FIND A PERFECT FIT IN FORD EXPLORER. EVERY MODEL SHARES THE SAME BEST-SELLING DNA, GIVING YOU THE POWER, SPACE AND AMENITIES YOU'LL NEED TO ALWAYS MAKE THE RIGHT IMPRESSION. AND BECAUSE OF AVAILABLE FEATURES LIKE POWER ADJUSTABLE PEDALS AND A 6-WAY POWER DRIVER'S SEAT, BOTH WITH MEMORY SETTINGS, THIS EXPERIENCE CAN BE TAILORED TO MORE THAN ONE PERSON. SO NO MATTER WHO'S DRIVING, REST ASSURED THAT EXPLORER SUPPLIES THE CONFIDENCE AND PRESENCE YOU NEED TO SUCCEED, ANYWHERE.

- 1 To simplify your life, program Explorer's HomeLink® universal transmitter to activate your garage door opener plus 2 additional home-based units (like remote-frequency-controlled lighting, gates or security system). Standard on Eddie Bauer and Limited.
- 2 With power adjustable pedals to help you find the optimum driving position, you'll fit perfectly in Explorer. Standard on Eddie Bauer and Limited (with memory settings). Available on XLT, XLT Sport and NBX.



- 3 The standard leather-wrapped steering wheel on Eddie Bauer and Limited includes redundant audio and climate controls.



Monochromatic exterior appearance  
6-way power, heated driver and front-passenger seats  
Power, heated sideview mirrors  
Dual-zone, front Electronic Automatic Temperature Controls  
HomeLink® universal transmitter  
290-watt Audiophile 6-disc in-dash audio system with 7 speakers

LIMITED

Luxury leather-trimmed seats  
17" chromed aluminum wheels  
Power adjustable pedals with memory  
Tire Pressure Monitoring System  
Available Quad Bucket Seating Group  
Available chrome side step bars



Explorer Limited in Ceramic White Tri-Coat Metallic.



Distinct Arizona Beige lower bodyside cladding, wheel-lip moldings and front and rear fascias  
 17" satin-nickel cast aluminum wheels  
 Dual-zone, front Electronic Automatic Temperature Controls  
 6-way power, heated driver and front-passenger seats  
 290-watt Audiophile 6-disc in-dash audio system with 7 speakers

Power adjustable pedals with memory  
 Power, heated sideview mirrors  
 Color-keyed running boards  
 HomeLink® universal transmitter  
 Luxury leather-trimmed seats  
 Available Quad Bucket Seating Group

**EDDIE BAUER**



Explorer Eddie Bauer in Black.

# Ease of Use

DESIGNED TO BE EASY TO LIVE WITH.

EXPLORER'S INCREDIBLE VERSATILITY WOULD MEAN LITTLE IF YOU NEEDED ASSISTANCE GETTING INTO IT OR HELP RAISING ITS REAR LIFTGATE. REST ASSURED, YOU DON'T. GREAT CARE WAS TAKEN TO MAKE EXPLORER ACCESSIBLE TO ALL. IN THE REAR, GROCERY AND SHOPPING BAGS CAN BE STORED IN THE CARGO AREA AFTER OPENING JUST THE LIFTGLASS, NOT THE ENTIRE LIFTGATE. AND SINCE ENGINEERS SIGNIFICANTLY REDUCED THE LIFTOVER HEIGHT, LARGER ITEMS ARE EASIER TO LOAD WHEN THE LIFTGATE IS OPEN. REAR-SEAT PASSENGERS CAN ENJOY WINDOWS THAT ROLL ALL THE WAY DOWN. AND AVAILABLE POWER ADJUSTABLE PEDALS (STANDARD ON EDDIE BAUER AND LIMITED) HELP ALL DRIVERS FEEL WELCOME. INCREDIBLY FUNCTIONAL, INCREDIBLY CAPABLE AND INCREDIBLY EASY TO OPERATE. THAT'S FORD EXPLORER.

Cargo and load capacity limited by weight and weight distribution.

**1** Explorer's low-liftover liftgate makes loading and unloading most cargo easier because you don't need to open the entire liftgate. Just pass items through the liftglass. It opens when you press a button on the remote key fob or on the tailgate. A door lock/unlock button inside the rear cargo area lets you easily secure the vehicle when you're done.



**1**

**2** Thanks to its independent-rear-suspension design, getting into Explorer doesn't require the assistance of a step stool. It's designed to be easy to enter. Easy to exit. And easy to get up and go – anywhere.



**2**


**3** The more you can see, the more secure you feel. Security approach lamps in the sideview mirrors are another thoughtful touch on Explorer. Whenever the remote unlock feature is used or when a door handle is pulled, they cast pools of light around the front doors for easy nighttime entry and exit. Not available on XLS and XLS Sport.



**3**



- Two-tone black bumpers
- Black lower bodyside cladding and wheel-lip moldings
- Black side step bars
- 17" machined-aluminum wheels
- Heavy-duty rubber floor mats with Explorer logo
- Cargo area soft liner with storage bag
- Exclusive NBX badge
- Skid plates for the fuel tank and transfer case
- Specially tuned shocks and suspension
- Front tow hooks
- Black roof rails and roof-rail crossbars
- Available power moonroof



Explorer NBX in Silver Birch Metallic.

## Ruggedness

### OUR PASSPORT TO ADVENTURE IS STAMPED NBX.

IF YOUR IDEA OF A GOOD TIME STARTS WHERE THE CIVILIZED WORLD ENDS, EXPLORER NBX IS YOUR TICKET TO ADVENTURE. THE STANDARD 2-SPEED CONTROL TRAC® 4-WHEEL-DRIVE TRANSFER CASE, WITH AUTO, HIGH AND LOW MODES, PROVIDES EXTRA TRACTION AND CONTROL FOR YOUR OFF-ROAD TREKS. 17" WHEELS EQUIPPED WITH BEEFY ALL-TERRAIN TIRES PROVIDE THE GRIP, AND UNDERBODY STEEL SKID PLATES FOR THE TRANSFER CASE AND FUEL TANK LEND EXTRA PROTECTION UNDERNEATH. THE OFF-ROAD SUSPENSION IS DESIGNED TO TAKE ON THE ROUGH STUFF WITH STIFFER SPRINGS AND MORE HIGHLY DAMPED SHOCKS. BLACK SIDE STEP BARS, BODY CLADDING, BUMPERS AND WHEEL-LIP MOLDINGS CAST AN AGGRESSIVE GLARE WHILE HELPING HIDE DINGS FROM ERRANT ROCKS. SO BRING IT ON.

- 1 Constructed of aluminum tubing with a powdercoat finish that resists corrosion, this brush/grille guard is one of many dealer-installed accessories available for Explorer. You'll find more on page 21.
- 2 In NBX, everything is heavy duty, including the floor mats. Customized with Explorer logos, they're made of rubber with deep channels to keep mud and water at bay. Not only do they look great, but they protect the carpet underneath and keep it looking great, too.
- 3 If you know you're heading into wild or wet terrain, make sure you line NBX's interior with the standard cargo area soft liner. Since it's removable, it handles the grime and then rinses right off. When not in use, just put it in its own storage bag.



1



2



3



# Craftsmanship

QUALITY OFTEN SPEAKS LOUDEST WHEN NO SOUND IS HEARD.

YOU KNOW QUALITY WHEN YOU SEE IT, HEAR IT AND TOUCH IT. AND AT EACH OF EXPLORER'S CONTACT POINTS – DOOR HANDLES, LIFTGATE RELEASE HANDLE, AUDIO AND CLIMATE CONTROLS, TURN SIGNAL SWITCH – YOU'LL BE MORE THAN PLEASED WITH THE RESULTS. YOU'LL FEEL QUALITY ON EVERY HANDLE AND CONTROL; YOU'LL HEAR IT FROM THE SOLID "THUNK" WHEN CLOSING A DOOR. AND ONCE INSIDE, YOU'LL APPRECIATE THE QUIET THAT COMES FROM EXPLORER'S RIGID, FULLY BOXED FRAME, DUAL DOOR SEALS, LAMINATE-STEEL DASH PANEL, DASH INSULATOR, AND ENGINE AND HOOD SOUND INSULATION.



1 Finger indents on the full-grip extension exterior door handles give them the same pleasing feel as the steering wheel.



- Painted Platinum lower bodyside cladding and wheel-lip moldings
- Two-tone front and rear fascias
- Platinum-gloss side step bars
- Front sport bucket seats with 6-way power driver's seat
- 17" machined-aluminum wheels
- Keyless entry keypad
- Automatic on/off headlamps
- Security approach lamps
- Overhead console
- Automatic-dimming rearview mirror

## XLT SPORT



Explorer XLT Sport in Red Fire Metallic. Shown with optional roof-rail crossbars.



Monochromatic exterior appearance  
Automatic on/off headlamps  
Fog lamps  
Security approach lamps  
Automatic-dimming rearview mirror  
Leather-wrapped steering wheel

Warm steel instrument panel accents  
6-way power driver's seat  
Keyless entry keypad  
Overhead console  
Driver and front-passenger illuminated visor vanity mirrors

XLT



Explorer XLT 4x4 in Oxford White. Shown with optional running boards.

# Safety & Security

WE TAKE YOUR PEACE OF MIND VERY SERIOUSLY.



FOR STARTERS, EXPLORER'S STANDARD 4-WHEEL DISC ANTI-LOCK BRAKES HELP MAINTAIN DRIVER CONTROL DURING AN EMERGENCY STOP. IN THE EVENT OF A COLLISION, THE PERSONAL SAFETY SYSTEM™ BUILT INTO EVERY EXPLORER REACTS TO ENHANCE YOUR PROTECTION. WHILE ADVANCED SENSORS MEASURE CERTAIN OCCUPANT CONDITIONS (SUCH AS WHETHER OR NOT SAFETY BELTS ARE BUCKLED) AS WELL AS THE SEVERITY OF THE IMPACT, THE SYSTEM AUTOMATICALLY TIGHTENS THE TENSION (REMOVING ANY SLACK) OF THE FRONT SAFETY BELTS AND DETERMINES IF IT SHOULD DEPLOY THE DUAL-STAGE FRONT AIRBAGS AT ONE OF 2 ENERGY LEVELS. THIS ALL HAPPENS IN MILLISECONDS. SIMPLY PUT, THE PERSONAL SAFETY SYSTEM OPTIMIZES KEY SAFETY FEATURES IN AN ACCIDENT. THIS SAFETY-CONSCIOUS DESIGN HELPED EXPLORER EARN A "BEST PICK" FROM THE INSURANCE INSTITUTE FOR HIGHWAY SAFETY. IN ITS 40-MPH FRONTAL OFFSET CRASH TEST, EXPLORER OUTPERFORMED ALL OTHER MAJOR COMPETITORS IN ITS CLASS.\*



- 1** For added peace of mind, a Reverse Sensing System acts as a second pair of eyes. With a series of beeps, it alerts you to certain objects behind the vehicle to help you gauge your distance. Available on all models except XLS, XLS Sport and NBX.
- 2** To help prevent intrusion during side impacts, we've placed steel beams in Explorer's doors. Along with front crumple zones, they absorb the energy of certain impacts to help protect the driver and passengers.
- 3** *Motor Trend* called Explorer's Safety Canopy™ System "the ultimate in SUV airbags." This system deploys side-curtain airbags in certain types of side-impact collisions or rollover events. To enhance head protection and help keep occupants inside the vehicle, the airbags cover nearly 2/3 of the 1st- and 2nd-row side glass and remain inflated for a longer duration. Available on all models.
- 4** Tether anchors located in the floor behind the seats help to secure child safety seats in the 2nd and 3rd rows. Lower seat-mounted anchors are also located in the outboard positions in the 2nd and 3rd rows.

\*Includes Chevrolet Trailblazer/Blazer, Jeep, Grand Cherokee, Dodge Durango and GMC Envoy.



## EXPLORER STANDOUTS

### TRUSTED

- AMERICA'S BEST-SELLING SUV 12 YEARS IN A ROW
- STANDARD PERSONAL SAFETY SYSTEM™
- "BEST PICK" FROM THE INSURANCE INSTITUTE FOR HIGHWAY SAFETY
- AVAILABLE SAFETY CANOPY™ SYSTEM

### CAPABLE

- INDEPENDENT REAR SUSPENSION DELIVERS EXCEPTIONAL RIDE AND HANDLING
- AVAILABLE IN 2WD, 4WD OR AWD CONFIGURATIONS
- AVAILABLE ADVANCETRAC® ELECTRONIC STABILITY ENHANCEMENT SYSTEM

### VERSATILE

- AVAILABLE NEW QUAD BUCKET SEATING GROUP ENHANCES ALREADY VERSATILE INTERIOR
- QUICKEST AND EASIEST FOLDING 3RD-ROW SEAT IN ITS CLASS
- SEATS UP TO 7 WITH AVAILABLE 3RD-ROW SEATING



- 4-wheel disc anti-lock brakes
- Air conditioning
- 16" painted cast aluminum wheels
- Black side step bars
- AM/FM stereo/CD sound system
- High-series center floor console
- SecuriLock® passive anti-theft system
- Speed control
- Tilt steering column
- Front and rear carpeted floor mats
- Accent-colored wheel-lip moldings

## XLS SPORT

Explorer XLS Sport in Mineral Grey Metallic.

## DEALER ACCESSORIES

See your dealer for these and other great dealer-installed Genuine Ford Accessories or visit us at [www.fordaccessoriesstore.com](http://www.fordaccessoriesstore.com).

**1** Thanks to the roof-rail-mounted ski rack you can carry up to 4 pairs of skis.



**2** With the remote start system, you can pre-warm or pre-cool your vehicle from up to 500 feet away.



**3** The GPS Navigation System provides turn-by-turn voice directions to guide you to your destination. Just enter your starting and ending points and let global positioning satellites direct your route.



**4** To add an ashtray and lighter to your Explorer, just add the Smoker's Package. The ashtray blends with the interior styling and mounts to the center console. It's also removable for easy cleaning.



**5** The Quarter-Roc® Bike Carrier accessory fits into the standard hitch mount and holds 1 or 2 bikes. There's no need to remove the carrier to access your cargo area, either. Just swing the rack down and open the gate.



**6** These stainless steel scuff plates are designed to not only look good, but also to help protect the sill from minor scuffs and scratches. Self-stick adhesive makes installation a snap.



**7** No tools are required to make your already versatile Explorer interior even more so. The cargo organizer features a removable and adjustable divider system to help separate items, and a tie-down net to keep things secure.

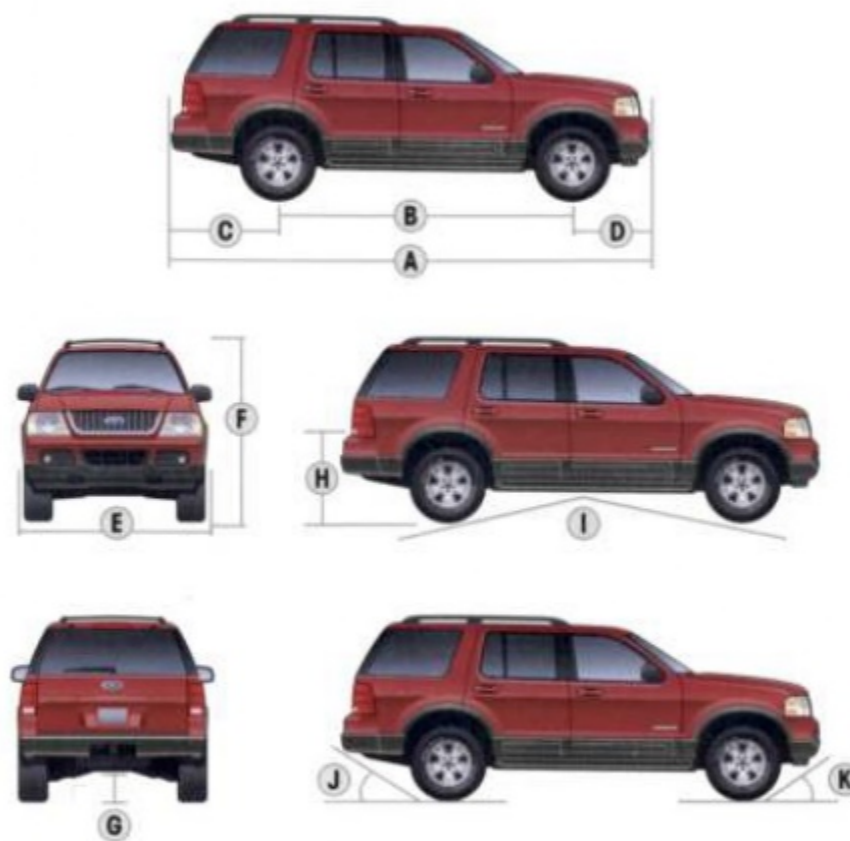


**8** With the keyless entry keypad, locking the keys in Explorer is no longer cause for alarm. Just enter your programmed code and you're in. And since it operates by radio frequency, there's no hardware required for mounting.





**DIMENSIONS**



Exterior	4x2/4x4
A. Overall length	189.6"
B. Wheelbase	113.8"
C. Overhang – rear	44.1"
D. Overhang – front	31.6"
E. Overall width (including mirrors)	83.9"
F. Height	72.2"
G. Ground clearance (rear axle)	8.6"
H. Loadfloor height	30.7"
I. Ramp breakover angle	18.2°
J. Angle of departure	23.9°
K. Angle of approach	27.7°

**Interior**

1st row	
Head room	39.8"
Shoulder room	59.1"
Hip room	55.0"
Leg room	42.4"
2nd row	
Head room	38.8"
Shoulder room	58.9"
Hip room	54.2"
Leg room	36.8"
3rd row	
Head room	38.9"
Shoulder room	52.7"
Hip room	45.3"
Leg room	34.9"

Maximum cargo volume (cu. ft.)	5-pass./7-pass.
With 2nd-row seat upright	48.6/44.5
With rear seats folded	86.2/79.9
With 3rd-row seat upright	—/13.7

**STANDARD FEATURES**

**Mechanical**  
 4.0L SOHC V6 engine  
 4-wheel disc anti-lock braking system (ABS)  
 5-speed electronic automatic transmission with overdrive lockout  
 Axle ratio – 3.55:1  
 Body-on-frame construction  
 Fuel tank – 22.5-gallon capacity  
 Power rack-and-pinion steering  
 Stabilizer bars – Front and rear  
 Suspension – 4-wheel independent

**Safety/Security**  
 Personal Safety System™ for driver and front passenger – With dual-stage airbags,\* safety belt pretensioners, safety belt energy management retractors, safety belt usage sensors, driver's-seat position sensor, crash severity sensor and restraint control module  
 Autolock – Doors lock automatically when driving  
 Battery saver  
 Belt-Minder® safety belt reminder  
 Brake/shift interlock  
 Bumpers – Energy-absorbing  
 Fuel pump inertia shutoff switch  
 Height-adjustable safety belts – 1st and 2nd rows  
 LATCH – Lower anchors (2nd row outboard) and tether anchors for child safety seats  
 Remote keyless entry with illuminated entry  
 SecuriLock® passive anti-theft system  
 Side-intrusion door beams

**Seating**  
 5-passenger seating  
 2nd-row 60/40 split-folding bench seat

**Interior**  
 Accessory delay for power features  
 Air conditioning  
 Assist handles  
 Coat hooks – 2 in 2nd row, 2 in cargo area  
 Dome lights – Front and cargo area  
 Front center floor console with storage bin, 2 front and 2 rear cupholders, power point, coin holder, tissue/map holder and pen holder  
 Front door map pockets with 20-oz. beverage holders  
 Front door map pockets with 20-oz. beverage holders  
 Loadfloor tie-down hooks – 4  
 Power door lock switch in cargo area  
 Power door locks with rear-door child safety locks  
 Power windows with one-touch-down driver's-side feature  
 Speed control  
 Storage area under rear cargo floor  
 Tilt steering column  
 Visors with covered mirrors (dual illuminated on XLT, XLT Sport, NBX, Eddie Bauer and Limited)

**Exterior**  
 Grille – Medium Platinum  
 Headlamps – Quad-beam system  
 Liftgate with flip-up glass and exterior release  
 Power, fold-away sideview mirrors (heated on Eddie Bauer and Limited)  
 Privacy glass (rear doors, rear quarter windows and liftgate window)  
 Roof rails – Black (chrome on Limited)  
 Solar-tinted glass (windshield and front doors)  
 Trailer tow – Class II receiver with 4-pin connector  
 Windshield wipers – Front: speed-sensitive, dual-intermittent with washer; rear: intermittent with washer and defroster

\*Always wear your safety belt and secure children in the rear seat.

**MODEL-SPECIFIC FEATURES/OPTIONS**

	XLS	XLS Sport	XLT	XLT Sport
<b>Mechanical</b>				
4.6L SOHC V8 engine with fail-safe cooling	●	●	●	●
16" full-face steel wheels	●	●	●	●
16" painted cast aluminum wheels	●	●	●	●
17" machined-aluminum wheels	●	●	●	●
P235/70R16 all-season BSW tires (XLT 4x2)	●	●	●	●
P235/70R16 all-season OWL tires (XLT 4x4 and AWD)	●	●	●	●
P245/65R17 all-terrain OWL tires	●	●	●	●
AdvanceTrac® Electronic Stability Enhancement System**	●	●	●	●
Control Trac® 4WD system (4x4)	●	●	●	●
Full-time All-Wheel-Drive System (AWD)	●	●	●	●
Limited-slip rear axle	●	●	●	●
Off-Road Package (4x4 only, see description on page 23)	●	●	●	●
<b>Safety/Security</b>				
Autolamp – Automatic on/off headlamps	●	●	●	●
Safety Canopy™ System	●	●	●	●
Security approach lamps – Keyless entry-activated, mounted in sideview mirrors	●	●	●	●
<b>Seating</b>				
Cloth trim with 1st-row low-back bucket seats	●	●	●	●
Cloth trim with 1st-row low-back sport bucket seats, power driver's seat and driver/front-passenger manual lumbar supports	●	●	●	●
Leather-trimmed seats (vinyl 3rd row, if equipped)	●	●	●	●
3rd-row cloth bench seat with 2nd-row 40/20/40 split-folding bench	●	●	●	●
<b>Interior</b>				
AM/FM stereo with CD player	●	●	●	●
AM/FM stereo with CD/cassette player (80 watts)	●	●	●	●
AM/FM Audiophile sound system with 6-disc in-dash CD changer (290 watts)	●	●	●	●
Automatic-dimming rearview mirror	●	●	●	●
Auxiliary rear climate controls	●	●	●	●
Cargo shade (not available with optional 3rd-row seat)	●	●	●	●
Floor mats – Color-keyed carpeted (front and rear)	●	●	●	●
High-series center floor console – Includes storage bin, 2 front and 2 rear cupholders, front/rear power points, coin holder, tissue/map holder, pen holder and rear heat/AC vents	●	●	●	●
Leather-wrapped steering wheel	●	●	●	●
Overhead console – Includes 2 map/dome lights, ticket clip, sunglasses holder and garage door opener holder (not available with auxiliary rear climate controls or moonroof)	●	●	●	●
Power adjustable accelerator and brake pedals	●	●	●	●
Rear-Seat DVD Entertainment System – Includes DVD player, fold-down 7" color LCD screen, remote control, video jacks for games and 2 wireless headphone sets†	●	●	●	●
<b>Exterior</b>				
Bodyside cladding – Lower, painted Platinum with two-tone fascias	●	●	●	●
Bodyside molding – Painted body color	●	●	●	●
Crossbars for roof rails	●	●	●	●
Fog lamps	●	●	●	●
Grille – Chrome (Medium Platinum on XLS and XLS Sport)	●	●	●	●
Keyless entry keypad – Driver's door-mounted	●	●	●	●
Power moonroof	●	●	●	●
Reverse Sensing System	●	●	●	●
Running boards – Black	●	●	●	●
Side step bars – Black on XLS Sport, Platinum Gloss on XLT Sport	●	●	●	●
Trailer Tow Prep Package – Class III/IV	●	●	●	●
Wheel-lip moldings – Medium Dark Platinum molded-in color on XLS Sport; painted Platinum on XLT Sport	●	●	●	●

● Standard ● Select Availability ○ Optional — Not Available  
 \*\*Requires power adjustable pedals. Includes 3.73 non-limited-slip rear axle. Includes message center on XLT, XLT Sport and NBX. †Requires moonroof and Safety Canopy System in combination or auxiliary rear climate controls.

	NBX	Eddie Bauer	Limited
<b>Mechanical</b>			
4.6L SOHC V8 engine	●	●	●
17" machined-aluminum wheels	●	●	●
17" satin-nickel aluminum wheels	●	●	●
17" chromed aluminum wheels	●	●	●
P245/65R17 all-terrain OWL tires	●	●	●
P245/65R17 all-terrain BSW tires	●	●	●
AdvanceTrac® Electronic Stability Enhancement System**	●	●	●
Control Trac® 4WD system (4x4)	●	●	●
Full-time All-Wheel-Drive System (AWD)	●	●	●
Limited-slip rear axle	●	●	●
Off-Road Package (see description lower right)	●	●	●
Tire Pressure Monitoring System	●	●	●
<b>Safety/Security</b>			
Autolamp – Automatic on/off headlamps	●	●	●
Safety Canopy™ System	●	●	●
Security approach lamps – Keyless entry-activated, mounted in sideview mirrors	●	●	●
<b>Seating</b>			
Unique cloth trim, 1st-row low-back sport bucket seats with power driver's seat and driver/front-passenger manual lumbar supports	●	●	●
Luxury leather-trimmed seats, 1st-row power, heated bucket seats with driver/passenger manual lumbar supports and 2-position driver's memory seat (two-tone on Eddie Bauer)	●	●	●
3rd-row cloth bench seat with 2nd-row 40/20/40 split-folding cloth bench (vinyl 3rd row when ordered with leather-trimmed seats)	●	●	●
Quad Bucket Seating Group†† – 1st- and 2nd-row bucket seats and floor consoles	●	●	●
<b>Interior</b>			
AM/FM stereo with CD player	●	●	●
AM/FM stereo with CD/cassette player (80 watts)	●	●	●
AM/FM Audiophile sound system with 6-disc in-dash CD changer (290 watts)	●	●	●
Automatic-dimming rearview mirror	●	●	●
Auxiliary rear climate controls	●	●	●
Cargo area soft liner – Color-keyed, includes storage bag	●	●	●
Cargo shade (not available with optional 3rd-row seat)	●	●	●
Dual-zone Electronic Automatic Temperature Controls	●	●	●
Floor mats – Heavy-duty rubber with deep grooves (front and rear)	●	●	●
Floor mats – Color-keyed carpeted (front and rear)	●	●	●
High-series center floor console – Includes storage bin, 2 front and 2 rear cupholders, front/rear power points, coin holder, tissue/map holder, pen holder and rear heat/AC vents	●	●	●
HomeLink® universal transmitter	●	●	●
Leather-wrapped steering wheel (color-keyed on Eddie Bauer and Limited)	●	●	●
Message center	●	●	●
Overhead console – Includes 2 map/dome lights, ticket clip, sunglasses holder and garage door opener holder (not available with auxiliary rear climate controls or moonroof)	●	●	●
Power adjustable accelerator and brake pedals – Includes memory feature on Eddie Bauer and Limited models	●	●	●
Rear-Seat DVD Entertainment System – Includes DVD player, fold-down 7" color LCD screen, remote control, video jacks for games and 2 wireless headphone sets†	●	●	●
Steering wheel-mounted audio and climate controls	●	●	●

††Requires available 3rd-row seat.

Comparisons based on 2003 competitive models, publicly available information and Ford certification data at time of printing. Some features discussed may be optional. Vehicles shown may contain optional equipment. Features shown may be offered only in combination with other options or subject to additional ordering requirements or limitations. Following publication of the catalog, certain changes in standard equipment, options and the like, or product delays, may have occurred which would not be included in these pages. Your Ford Dealer is the best source for up-to-date information. Ford Division reserves the right to change product specifications at any time without incurring obligations.

	NBX	Eddie Bauer	Limited
<b>Exterior</b>			
Bodyside cladding – Lower, molded-in Black with two-tone black bumpers	●	●	●
Bodyside cladding – Lower, painted Arizona Beige accent color	●	●	●
Bodyside cladding – Lower, painted monochromatic body color	●	●	●
Crossbars for roof rails	●	●	●
Fog lamps	●	●	●
Grille – Medium Platinum on NBX, satin-nickel on Eddie Bauer, chrome on Limited	●	●	●
Keyless entry keypad – Driver's door-mounted	●	●	●
Power moonroof	●	●	●
Reverse Sensing System	●	●	●
Running boards – Color-keyed	●	●	●
Side step bars – Black on NBX, optional chrome on Limited	●	●	●
Tow hooks – Front	●	●	●
Trailer Tow Prep Package – Class III/IV	●	●	●
Wheel-lip moldings – Black molded-in color on NBX, painted Arizona Beige on Eddie Bauer, painted monochromatic body color on Limited	●	●	●

**Off-Road Package** (available on 4x4 models only)  
 • Underbody skid plates for the fuel tank and transfer case  
 • Specially tuned shocks/suspension  
 • Front tow hooks

**Trailer Tow Prep Package – Class III/IV**  
 • Frame-mounted hitch receiver  
 • 7-pin trailer wiring harness and connector, 7-pin to 4-pin adapter  
 • 3.73 limited-slip rear axle (if Trailer Tow Prep Package is ordered with AdvanceTrac, 3.73 non-limited-slip axle is included)  
 • Engine oil cooler (on 4.0L V6 automatic only)



WHEELS



16" Full-Face Steel Wheel  
Standard on XLS



16" Painted Cast Aluminum Wheel  
Standard on XLS Sport and XLT



17" Machined-Aluminum Wheel  
Standard on XLT Sport and NBX



17" Satin-Nickel Aluminum Wheel  
Standard on Eddie Bauer



17" Chromed Aluminum Wheel  
Standard on Limited

ENGINES

	4.0L SOHC V6	4.6L SOHC V8
Horsepower (hp @ rpm)	210 @ 5100	239 @ 4750
Torque (lb.-ft. @ rpm)	254 @ 3700	282 @ 4000

Trailer Towing Applications

Axle Ratio	Maximum Loaded Trailer Weight (lbs.)
3.55	4.0L V6
	3260 4x2 Class II
	3400 4x4 Class II; AWD Class II
3.73/3.73LS	5780 4x2 Class III/IV
	5380 4x4 Class III/IV; AWD Class III/IV
3.55	4.6L V8
	3260 4x2 Class II
	3420 4x4 Class II; AWD Class II
3.73/3.73LS	7140 <sup>1</sup> 4x2 Class III/IV
	7000 <sup>1</sup> 4x4 Class III/IV; AWD Class III/IV

Maximum weights shown are for properly equipped vehicles with required equipment and a 150-lb. driver. Weight of additional options, equipment, passengers and cargo must be deducted from this weight. For additional information, see your Ford Dealer.

Cargo and load capacity limited by weight and weight distribution.

<sup>1</sup>Deduct 500 lbs. with auxiliary climate controls.

INTERIOR/EXTERIOR COLORS



Medium Parchment Cloth  
Standard on XLS and XLS Sport



Graphite Cloth  
Standard on XLS and XLS Sport



Medium Parchment Cloth  
Standard on XLT and XLT Sport



Graphite Cloth  
Standard on XLT and XLT Sport



Medium Parchment Leather  
Optional on XLT and XLT Sport, Standard on Eddie Bauer (two-tone) and Limited



Graphite Leather  
Optional on XLT and XLT Sport



Midnight Grey Cloth  
Standard on NBX



Midnight Grey Leather  
Standard on Limited

- ● Medium Parchment
- ● Graphite
- ● Midnight Grey
- ● XLS/XLS Sport
- ● Oxford White
- ● Pueblo Gold Metallic
- ● Red Fire Metallic
- ● Aspen Green Metallic
- ● Dark Blue Pearl Metallic
- ● Silver Birch Metallic
- ● Mineral Grey Metallic
- ● Black
- ● XLT/XLT Sport
- ● Oxford White
- ● Pueblo Gold Metallic (XLT only)
- ● Red Fire Metallic
- ● Estate Green Metallic (XLT only)
- ● Aspen Green Metallic (XLT only)
- ● Medium Wedgewood Blue Metallic (XLT only)
- ● Dark Blue Pearl Metallic (XLT Sport only)
- ● Silver Birch Metallic
- ● Mineral Grey Metallic (XLT only)
- ● Black
- ● NBX
- ● Red Fire Metallic
- ● Silver Birch Metallic
- ● Mineral Grey Metallic
- ● Black
- ● Eddie Bauer
- ● Oxford White
- ● Red Fire Metallic
- ● Estate Green Metallic
- ● Aspen Green Metallic
- ● Medium Wedgewood Blue Metallic
- ● Dark Blue Pearl Metallic
- ● Black
- ● Limited (Monochromatic)
- ● Ceramic White Tri-Coat Metallic
- ● Red Fire Metallic (late availability)
- ● Silver Birch Metallic
- ● Black



Oxford White




Ceramic White Tri-Coat Metallic



Pueblo Gold Metallic



Red Fire Metallic



Estate Green Metallic




Aspen Green Metallic




Medium Wedgewood Blue Metallic



Dark Blue Pearl Metallic



Silver Birch Metallic



Mineral Grey Metallic



Black

Ford uses clearcoat paint for beauty and protection. Colors shown are representative only. See your dealer for actual paint/trim options.



Get the ride you want. Whether you plan to lease or finance, you'll find the choices that are right for you at Ford Credit. Ask your Ford Dealer for details or check us out at [fordcredit.com](http://fordcredit.com).



For a purchase or lease, the Ford Extended Service Plan gives you "Peace-of-Mind" protection designed to cover key vehicle components and protect you from the cost of unexpected repairs. Ask your dealer for an ESP backed by Ford Motor Company and honored at all Ford dealerships.



Choose the insurance program that's designed for your vehicle - Ford Motor Company Insurance Services. Our program helps you receive the rates and service you deserve. Call 1-877-367-3847 or visit us at [fordvip.com](http://fordvip.com) for a no-obligation quote. Insurance offered by American Road Services Company (in CA, American Road Insurance Agency), a licensed agency and subsidiary of Ford Motor Company.






IF YOU HAVEN'T LOOKED AT FORD LATELY...  
**LOOK AGAIN.**



Ford is working closely with the **National Park Foundation** to help develop innovative transportation and environmental solutions that enable visitors to enjoy America's National Parks without compromising their beauty.



Ford is a proud Partner in Education and Founding Member of **Tread Lightly!** Through Education, Restoration and Research, Tread Lightly! empowers generations to enjoy the outdoors responsibly.