



05 E-SERIES



> ESTABLISHED LEADER.

For over 25 years, Ford E-Series has been the leader in sales. Why? Because they're designed to accommodate needs. Whether you're pulling 5 tons, or carrying up to 15 passengers, Ford E-Series provides dependable, versatile and innovative transportation. From teams to tools, groups to jobs, and families to businesses, Ford E-Series offers the choices you need. And it's the only name that you can count on to be Built Ford Tough. Why trust anything else?



E-Series Chateau _ Dark Toreador Red Metallic



Wagon



RV Conversion



Van

2005 Ford E-Series

Personal Use Room for up to 15 People Towing Capability of up to 5 Tons	03
Interior Leather-Trimmed with Power Driver's Seat Multiple Seating Configurations	05
Powertrain Capable 4.6L and 5.4L Triton™ V8 Engines 6.0L Power Stroke® V8 Turbo Diesel Engine Massive 6.8L Triton V10 Engine	07
Commercial Use GVWR of up to 14,050 lbs. Standard 4.6L Triton V8 Engine	09
Storage NEW QuietFlex™ Composite Racks and Bins No-Charge EconoCargo® System No-Charge Racks and Bins Options Vocational Upgrade Packages	13
Model Highlights Wagon, Van and Cutaway/Stripped Chassis Personal and Commercial Use Options	15
Specifications Standard and Optional Features Wheels, Fabrics and Colors	17

Vehicles throughout this catalog are shown with optional and aftermarket uplift equipment.



Full-Size Spaciousness

Ample Room – There's nothing mini about the interior space in E-Series Wagon. Whether you're loading up large groups of people or seriously oversized stuff, you won't have to feel packed in. E-Series has plenty of room for both.

Passenger and cargo capacity limited by weight and weight distribution.

Sonic Bliss

Premium Plus Sound System – This available AM/FM stereo puts a 6-disc in-dash CD changer at your fingertips while surrounding you with sound from 6 well-placed speakers.



Get Hitched

Hitch-Mounted Bicycle Rack – Bring your bikes along for the ride wherever you go with this available dealer-installed accessory. Adding a convenient hitch-mounted rack to your wagon may even help you avoid low-clearance situations.



Tons Of Fun

Towing Capacity – E-Series Wagon lets you tow up to 5 tons (that's 10,000 lbs.) of whatever your good times require. Add the Class II/III/IV Trailer Tow Package to get electric brake controller tap-in capability, trailer wiring harness, a frame-mounted hitch receiver and a relay system for backup, brake and running lamps.

> EXTRACURRICULAR.

You're always on the go. So your vehicle should be, too. That's why there's Ford E-Series Wagon. It offers the choices you want and the capability you need. With 3 different models, 4 powerful engines and numerous seating options available, E-Series empowers you to create the right vehicle for your life. Whether you measure your fun in pounds or people, E-Series has you covered. You can tow up to 10,000 lbs. or get up to 15 people to the big game on time.



E-Series Wagon XLT _
Medium Flint Interior
available 8-passenger seating

E-350 Chateau _
Oxford White/Silver
Two-Tone

> EAGER TO TRAVEL.

Driving is always an adventure, and Ford E-Series makes it a most enjoyable experience, starting with the amazing panoramic views provided by its large windows. The cavernous interior allows plenty of room for your travel gear. And up to 15-passenger capacity ensures you can bring the whole crew. E-Series Chateau offers the best seats in the house – a 7-passenger configuration with available leather-trimmed quad captain's chairs and a 6-way power driver's seat – comfort you'll really value on long journeys.



Load Up And Go

Interior Versatility – Whether you've got a big group or big cargo, Ford E-Series offers numerous space configurations to meet your specific needs. Choose from 7, 8, 11, 12 (shown above), 14 or even 15-passenger configurations. Or open up your cargo possibilities by removing all of the rear seats (shown at right).

Passenger and cargo capacity limited by weight and weight distribution.



Take The Show On The Road

NEW Rear-Seat DVD Entertainment System* – Keep your passengers entertained for hours with this available system. The large 10.4" flip-down screen makes it easy for all to see. And the multimedia-compatible DVD player can handle DVD, VCD, SVCD, CD, CD-R/RW and MP3 formats. A game port, unified remote and 2 sets of wireless stereo headphones are also included.

*Modified Vehicle Engineering (MVE) qualified installed options. See your Ford Dealer for details.



E-Series Wagon XLT _ Medium Flint
available 12-passenger cloth seating

Comfort Zone


Captain's Chairs – E-Series Chateau features quad captain's chairs trimmed in your choice of available leather (shown above) or standard cloth. Either way, they're sure to make all your trips much more enjoyable. So sit back and relax.

ENDOWED WITH POWER.

Ford E-Series is the only vehicle in its class* that empowers you with a choice of gas or diesel engine. It's also the only one to offer an available V8 diesel – the legendary 6.0L Power Stroke® V8 Turbo Diesel with Electronic Variable Response Turbocharger (EVRT™). Opt for the available 6.8L Triton™ V10 with the TorqShift™ transmission, and you can get a GVWR of up to 14,050 lbs. and towing capacities of up to 5 tons with optimized shifting on inclines. Whatever you need, E-Series gets it done.

*Full-size Van class.

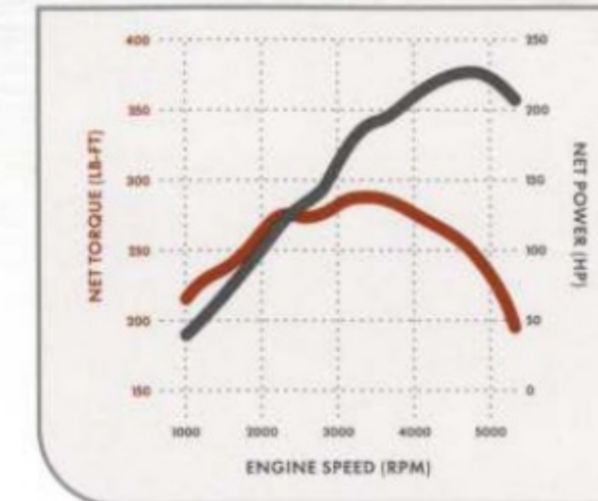
**POWER STROKE
TURBO DIESEL V8**



6.0L Power Stroke V8 Turbo Diesel Engine

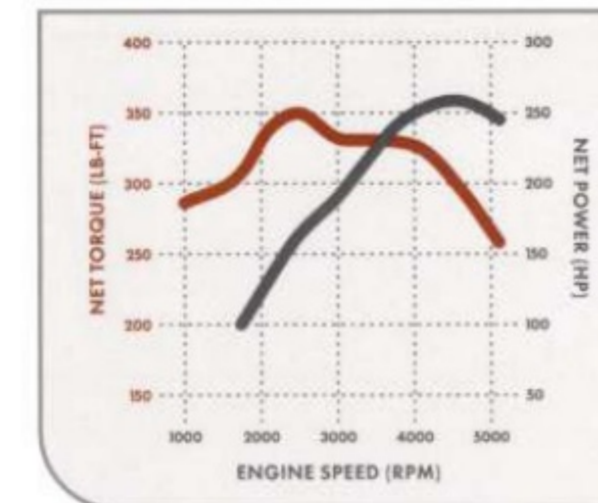
Load-Bearing Strength

TorqShift Transmission – This available 5-speed automatic transmission is Built Ford Tough to handle increased loads. Precise gearing and clutch material are designed to provide responsive torque where you need it most – at the low end. And its convenient tow/haul mode eliminates unwanted gear-search on steep grades. Available with 6.8L V10 engine and select 5.4L V8 models.



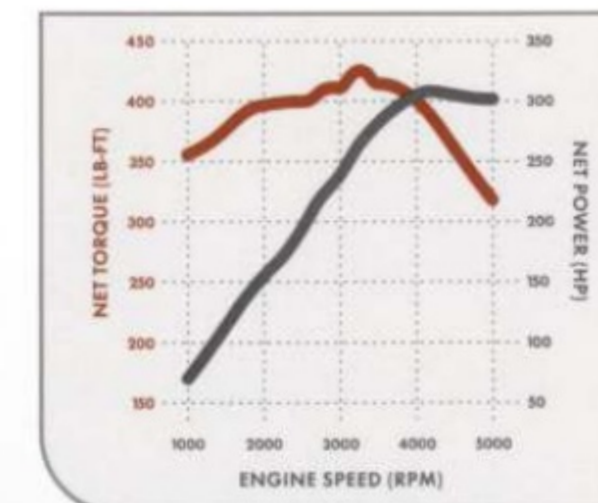
Movin' Out

4.6L Triton V8 Engine – E-Series delivers strength across the board, and it starts with standard V8 power in E-150 and E-250. The 4.6L Triton V8 delivers an impressive 225 hp @ 4800 rpm and 286 lb.-ft. of torque @ 3500 rpm.



Big Task Power

5.4L Triton V8 Engine – Engineered to handle extended capacities and heavy-duty loads, the remarkable 5.4L Triton V8 boasts 255 hp @ 4500 rpm and 350 lb.-ft. of torque @ 2500 rpm. New 5-speed TorqShift transmission with tow/haul mode standard on Cutaway and Stripped Chassis models.



Extreme V10 Powerhouse

6.8L Triton V10 Engine – Standard on E-450 Super Duty Cutaway, the 6.8L V10 is all business. With 305 hp @ 4250 rpm and 420 lb.-ft. of torque @ 3250 rpm, it's seriously dependable equipment no matter how big your task may be.

Diesel Leader

6.0L Power Stroke V8 Turbo Diesel Engine – With best-in-class diesel torque (440 lb.-ft. @ 2000 rpm) and horsepower (235 @ 3300 rpm), the 6.0L Power Stroke V8 is the pinnacle of van power. Combined with an incredibly durable design and features like significantly increased airflow during steep-grade and high-altitude driving, this power plant goes unmatched in its class.



6.8L Triton V10 Engine



> EXTENSIVE EXPERIENCE.



For over 25 years, Ford E-Series has been the van sales leader. It's been there for new businesses and commercial fleets, responding to changing needs every year along the way. It has the equipment you need to get the job done, the options you want to customize E-Series to your trade, and the durability you can trust to be there, day in and day out. From the E-150 to the E-450 Super Duty, and every model in between, every E-Series is Built Ford Tough to take your work as seriously as you do.

> EXPEDITES WORK.

Help wanted? Ford E-Series has all the qualifications you're looking for in a commercial van. It's a hard worker, delivering a GVWR of up to 14,050 lbs. and a standard 4.6L Triton™ V8 engine. It's versatile, offering a vast lineup that includes everything from the E-150 to the E-450 Super Duty, multiple seating configurations and several industry-specific storage options. And most important, with over 25 years of sales leadership, it's proven to get the job done. Look no further than Ford E-Series for your new hire.



E-350 Super Duty Extended Length Commercial Van _ Oxford White



There When You Need It Most

Cutaway Emergency Medical Response Body – For the past 10 years, 96% of all cutaway emergency vehicles have been built on a Ford E-Series chassis. Whether your livelihood – or your life – depends on it, Ford E-Series has the chassis for you.



Move The Masses

Cutaway Chassis Bus – Ford E-Series has the power to move people in large numbers. Shuttle Bus and School Bus Prep Packages are available on E-350 and E-450 cutaways.



Take Command Of Your Fleet

Cutaway Chassis Service Body – The Ford E-Series cutaway chassis can be upfitted with a variety of aftermarket bodies to meet your specific vocational needs. And it offers a GVWR of up to 14,050 lbs.




Reserved Seats

TDM® E-Z Entry™ Center Aisle Seating System* – This available system accommodates up to 14 passengers in E-Series while keeping the middle path of the interior free for easy entry and exit. The high-back upfit seats include convenient seat-integrated restraints.

*Upfit available at additional charge and requires Center Aisle Seating Prep Package.

> EXPAND YOUR CAPABILITY.

Ford E-Series Vans offer a wide variety of storage systems to help keep your business organized and secure. Our available new no-charge QuietFlex™ Composite Racks and Bins (shown below) – a Ford exclusive – help eliminate the rattles of metal on metal. EconoCargo® and Racks and Bins options are available at no charge. And vocational upgrade packages are available to meet your specific needs. Extremely durable, highly efficient and well-integrated, E-Series storage systems help make the space work for you.



Cargo Control

No-Charge EconoCargo System – This hard-working option helps you keep cargo in its place. The 2 tracks and tie-down straps make it easy to secure bulky items. This no-charge system also includes a steel bulkhead with lockable door, plus a fully insulated ceiling and walls.



Industry-Specific Solutions

Vocational Upgrade Packages – E-Series Vans offer several storage options that are custom-fit to specific trades. They can help you keep tools organized, so you'll be able to find what you need, right when you need it.

Load 'Em Up

Racks and Bins Upgrade Package 3 for Plumbing/HVAC Service – Add this option to the available QuietFlex Composite Racks and Bins (shown) to give yourself a 12-drawer cabinet, a tilt shelf, and a Freon tank rack with 3-tank capacity.



Wired For Work

Racks and Bins Upgrade Package 2 for Electrical Contractor/Appliance Repair – Add this option to the available QuietFlex system (shown) to get a 12-drawer cabinet, a tilt shelf and a wire spool rack, plus an additional tool box door, triple hook and shelf divider set.



Divide And Conquer

No-Charge Racks and Bins Package – This no-charge option includes a steel bulkhead with lockable door, plus shelving, drawers and cabinets. Upgrade packages are available to add other features including a ship-through ladder rack, crossbow, 12-drawer cabinet, tilt shelf, toolbox door, wire spool rack, triple hook, tank rack and shelf divider set.



Exclusive QuietFlex Composite Racks and Bins

> EXTRAORDINARY SEATING.



The More, The Merrier

Wagon – With several interior configurations, including up to 15-passenger seating, you can be sure that the whole crew or family can come along for the ride.



Travel In Comfort

Luxury Van Upfit – More conversions begin life as a Ford E-Series Van than any other. Whether you're looking for all-out luxury or just seeking a bit of customization, E-Series can get you there. See your Ford Dealer for more information on vehicles available from Ford-authorized van converters.



Active Lifestyle

Ford Mobility Motoring Upfit – Give yourself the freedom to move. E-Series is easily converted to meet your mobility needs by adding an aftermarket package with fully automatic wheelchair lift, raised roof, flip seating, wheelchair restraint system and remote keyless entry system. Visit mobilitymotoringprogram.com for more information.



People Mover

Cutaway Shuttle Bus Upfit – When your business is about getting people from one place to the next, you need a dependable shuttle. For over 25 years, E-Series has been the sales leader and trusted transportation of choice.

> EVOLUTIONARY ADD-ONS.



Ready For Action

Van – With up to 5 tons of towing capacity and standard V8 power, plus several storage and upfitter options, E-Series Vans are prepared to tackle your most demanding jobs.



The Big Move

Cutaway Moving Van Body Upfit – Whether it's furniture, building supplies or other bulky items, E-Series Cutaway can be upfitted with an aftermarket Moving Van Body that delivers the space you need to load up and get on with your business.



Keep It Together

Cutaway Utility Van Body Upfit – E-Series Cutaway can accommodate a wide variety of aftermarket van body storage options to meet your industry-specific needs. Add available auxiliary heat and air conditioning to keep your cargo temperature controlled.

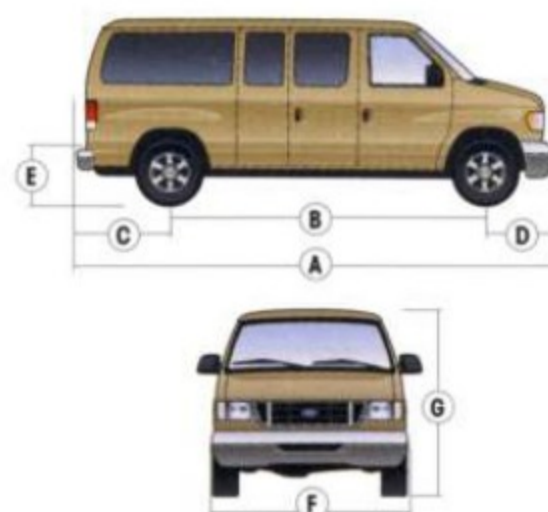


Equipped For Emergency

Cutaway Emergency Medical Response Body – You can depend on E-Series to perform in crucial moments. Just combine an aftermarket Emergency Medical Response Body with our available Ambulance Prep Package, which includes a 4.10 limited-slip axle ratio, dual alternator, 4600-lb. front GAWR, auxiliary air and heat connector package and more.

SPECIFICATIONS

DIMENSIONS



Exterior	E-150 Regular Length	E-250/E-350 Super Duty Reg. Length	E-250/E-350 Super Duty Ext. Length
A. Overall length	212.0"	212.0"	232.0"
B. Wheelbase	138.0"	138.0"	138.0"
C. Overhang - rear	43.9"	43.9"	64.0"
D. Overhang - front	30.0"	30.0"	30.0"
E. Load floor height	26.9"	28.8"	30.2"
F. Overall width	79.3"	79.3"	79.3"
G. Height	81.2"	83.4"	84.6"
Side cargo door opening height	47.2"	48.2" (Van)	48.2" (Van)
Swing-out side cargo door opening width	47.1"	47.1"	47.1"
Sliding side cargo door opening width	39.6"	39.6"	39.6"
Interior			
1st row			
Head room	42.1"	42.1"	42.1"
Shoulder room	68.1"	68.1"	68.1"
Hip room	65.5"	65.5"	65.5"
Leg room	40.0"	40.0"	40.0"
2nd row			
Head room	40.7"	40.7"	40.7"
Shoulder room	71.7"	71.7"	71.7"
Hip room	66.5"	66.5"	66.5"
Leg room	35.5"	35.5"	35.5"
3rd row			
Head room	40.1"	40.1"	40.1"
Shoulder room	71.6"	71.6"	71.6"
Hip room	66.8"	66.8"	66.8"
Leg room	41.1"	41.5"	41.1"
4th row			
Head room	—	39.0"	40.2"
Shoulder room	—	69.4"	69.4"
Hip room	—	66.1"	66.1"
Leg room	—	40.6"	40.6"
5th row			
Head room	—	—	37.4"
Shoulder room	—	—	67.5"
Hip room	—	—	65.8"
Leg room	—	—	38.0"
Van Only			
Maximum cargo volume (cu. ft.)	236.5	236.5	275.1

ENGINES

	4.6L SOHC Triton™ V8	5.4L SOHC Triton V8	6.8L SOHC Triton V10	6.0L Power Stroke® V8 Turbo Diesel
Horsepower (hp @ rpm)	225 @ 4800	255 @ 4500	305 @ 4250	235 @ 3300
Torque (lb.-ft. @ rpm)	286 @ 3500	350 @ 2500	420 @ 3250	440 @ 2000

Maximum Loaded Trailer Weight (lbs.)¹ - Automatic Transmission - WAGON

Engine	Axle Ratio	GCWR (lbs.)	E-150	E-350 Super Duty	E-350 Super Duty Extended
4.6L SOHC V8	3.55	11,500	6100	—	—
5.4L SOHC V8	3.73	13,000	—	6900	6700
	4.10	13,000	—	6900	6700
6.8L SOHC V10	3.73	15,000	—	8800	8400
	4.10	17,700	—	10,000	10,000
6.0L V8 Diesel	3.73	16,000	—	9200	9000
	4.10	20,000	—	10,000	10,000

Maximum Loaded Trailer Weight (lbs.)¹ - Automatic Transmission - VAN

Engine	Axle Ratio	GCWR (lbs.)	E-150	E-250	E-250 Extended	E-350 Super Duty	E-350 Super Duty Extended
4.6L SOHC V8	3.55	11,500	6500	—	—	—	—
	3.73	10,500	—	5100	5000	—	—
	4.10	11,000	—	5600	5400	—	—
5.4L SOHC V8	3.55	12,000	6900	—	—	6300	6200
	3.73	13,000	—	7500	7300	—	—
	4.10	13,000	—	—	—	7300	7200
6.8L SOHC V10	3.73	15,000	—	—	—	9200	9000
	4.10	17,700	—	—	—	10,000	10,000
6.0L V8 Diesel	3.55	16,000	—	—	—	9700	9500
	4.10	20,000	—	—	—	10,000	10,000

¹Maximum capabilities shown are for properly equipped vehicles with required equipment and a 150-lb. driver. Weight of additional options, equipment, passengers and cargo must be deducted from this weight. For additional information, see your Ford Dealer.

For maximum trailer weights with Crew Van, deduct 200 lbs. from the weights above (except with 18,500 lbs. and 20,000 lbs. GCWR).

E-SERIES WAGON FEATURES & OPTIONS

	XL	E-150 XLT	Chateau	E-350 Super Duty XL	E-350 Super Duty XLT	Chateau	E-350 Super Duty Extended XL	E-350 Super Duty Extended XLT
Mechanical								
4.6L Triton V8	●	●	●	—	—	—	—	—
5.4L Triton V8	○	○	○	●	●	●	●	●
6.8L Triton V10 (electronic 5-speed TorqShift automatic transmission with tow/haul mode)	—	—	—	○	○	○	○	○
6.0L Power Stroke V8 Turbo Diesel (electronic 5-speed TorqShift automatic transmission)	—	—	—	○	○	○	○	○
Automatic 4-speed overdrive transmission ²	●	●	●	●	●	●	●	●
Alternator - Dual-system 140/120 (6.0L Turbo Diesel engine only)	—	—	—	○	○	—	○	○
Engine block heater	○	○	○	○	○	○	○	○
Heavy-duty auxiliary battery (n/a with 6.0L engine)	○	○	○	○	○	○	○	○
Trailer Tow Package - Class II/III/IV	—	○	○	○	○	○	○	○
Safety/Security								
Airbags ³ - 2nd Generation driver and front passenger	●	●	●	●	●	●	●	●
Belt-Minder® safety belt reminder	●	●	●	●	●	●	●	●
Power 4-wheel disc anti-lock braking system (ABS)	●	●	●	●	●	●	●	●
Remote keyless entry system/panic alarm/illuminated entry	○	○	○	○	○	○	○	○
Seating								
7 passengers: (2) front captain's chairs; (2) 2nd-row captain's chairs; (1) 3-passenger rear bench seat	—	—	●	—	—	●	—	—
8 passengers: (2) front bucket seats; (2) 3-passenger rear bench seats	●	—	—	○	—	—	—	—
8 passengers: (2) front captain's chairs; (2) 3-passenger rear bench seats	—	●	—	—	○	—	—	—
12 passengers: (2) front bucket seats; (2) 3-passenger rear bench seats; (1) 4-passenger rear bench seat	—	—	—	●	—	—	○	—
12 passengers: (2) front captain's chairs	—	—	—	—	●	—	—	○
15 passengers: (2) front bucket seats; (3) 3-passenger rear bench seats; (1) 4-passenger rear bench seat	—	—	—	—	—	—	●	—
15 passengers: (2) front captain's chairs	—	—	—	—	—	—	—	●
Power driver's seat - 6-way with manual lumbar	—	○	○	—	○	○	—	○
Vinyl seating	●	—	—	●	—	—	●	—
Cloth seating	—	●	●	—	●	●	—	●
Leather-trimmed seats	—	—	○	—	—	○	—	—
11-passenger Center Aisle Seating Prep Package ⁴	—	—	—	○	○	—	—	—
14-passenger Center Aisle Seating Prep Package ⁴	—	—	—	—	—	—	○	○
Appearance/Comfort/Convenience								
Air conditioning (front only)	●	●	●	●	●	●	●	●
Air conditioning - High-capacity (front and rear)	○	●	●	○	●	●	○	●
AM/FM stereo with digital clock and 4 speakers	●	—	—	●	—	—	●	—
AM/FM stereo/cassette player with digital clock and 4 speakers (6 speakers with XLT)	○	●	—	○	●	—	○	●
AM/FM stereo/single-CD with digital clock and 6 speakers	—	○	●	—	○	●	—	○
Premium Plus CD-6 - AM/FM stereo/6-disc in-dash CD changer with digital clock	—	○	○	—	○	○	—	○
Deluxe engine cover console with storage and 4 cupholders	●	●	●	●	●	●	●	●
Floor covering - Full-length vinyl	●	○	—	●	○	—	●	○
Floor covering - Full-length carpet	●	●	●	●	●	●	●	●
Floor mats - Carpeted	●	●	●	●	●	●	●	●
Mirrors - Manual	●	—	—	●	—	—	●	—
Mirrors - Power	—	●	●	—	●	●	—	●
Mirrors - Telescopic trailer tow	—	○	○	—	○	○	—	○
Overhead console	○	○	●	○	○	●	○	○
Power windows and door locks	○	●	●	○	●	●	○	●
Privacy glass	○	○	●	○	○	●	○	○
Rear step bumper - Chrome	○	○	○	○	○	○	○	○
Rear step bumper - Medium Platinum	○	—	—	○	—	—	○	—
Running boards	○	○	●	○	○	●	○	○
Side cargo door - Sliding	○	○	○	○	○	○	○	○
Speed control	○	●	●	○	●	●	○	●
Tilt steering wheel	●	●	●	●	●	●	●	●
Visors - Dual-illuminated	—	●	●	—	●	●	—	●

● Standard ● Select Availability ○ Optional — Not Available

²Late availability on E-350 Super Duty Extended. ³Always wear your safety belt and secure children in the rear seat. ⁴Seating system upfit available at additional charge.

E-SERIES VAN FEATURES & OPTIONS

	E-150 Comm. Rec.	E-250 Comm. Rec.	E-350 Super Duty Comm. Rec.
Mechanical			
4.6L Triton™ V8	●	●	—
5.4L Triton V8 ¹	○	○	●
6.8L Triton V10 ²	—	—	○
6.0L Power Stroke® V8 Turbo Diesel ²	—	—	○
Automatic 4-speed overdrive transmission ¹	●	●	●
Alternator – Dual-system 140/120 (6.0L Turbo Diesel engine only)	—	—	○
Auxiliary fuel port ³	○	○	●
Electronic Throttle Control (ETC)	●	●	●
Engine block heater ³	○	○	○
Front GAWR – One up	○	○	○
Heavy-duty auxiliary battery (n/a with 6.0L)	○	○	○
Safety/Security			
Airbags ⁴ – 2nd Generation driver and front passenger	●	●	●
Belt-Minder® safety belt reminder	●	●	●
Power 4-wheel disc Anti-lock Brake System	●	●	●
Remote keyless entry system/panic alarm/illuminated entry ⁵	●	●	●
Seating			
Dual bucket seats	●	—	—
Dual cloth captain's chairs	○	○	○
Dual captain's chairs without trim	—	○	○
Power driver's seat – 6-way	—	○	○
Seats not included (manual pedestal)	—	●	●
Seats not included (power pedestal)	—	○	○
Appearance/Comfort/Convenience			
Air conditioning (front only)	●	●	●
Air conditioning – High-capacity (front and rear)	○	○	○
AM/FM stereo with digital clock and 2 speakers	●	●	●
AM/FM stereo/cassette player and digital clock ⁶	○	○	○
AM/FM stereo/single-CD and digital clock ⁶	○	○	○
Premium Plus CD-6 – AM/FM stereo/6-disc in-dash CD changer and digital clock	—	○	○
Radio delete	○	○	○
Radio Prep Package – Includes antenna, 6 speakers and wiring	—	○	○
Deluxe engine cover console	●	●	●
Fixed rear cargo door glass	○	○	○
Fixed side/rear cargo door glass	○	●	●
Floor covering – Front and rear vinyl	○	○	○
Front and rear straight bumpers – Chrome	●	●	●
Light and Convenience Group	●	●	●
Mirrors – Aero-style, manual-adjustable	●	—	—
Mirrors – Aero-style, power-adjustable ⁵	●	●	●
Mirrors – Telescopic trailer tow ⁷	○	○	○
Power Group (door locks, windows, mirrors, remote keyless entry system)	○	○	○
Power windows and door locks ⁵	●	●	●
Privacy glass	○	○	○
Rear step bumper – Chrome	○	○	○
Rear straight bumper – Medium Platinum	●	—	—
Side cargo door – Sliding	○	○	○
Side cargo door – Swing-out 60% glass/fixed rear cargo door glass	○	○	○
Speed control	○	○	○
Windows – All-around	○	○	○

● Standard ○ Select Availability ○ Optional — Not Available

¹Late availability on E-350 Super Duty. ²Includes electronic 5-speed TorqShift™ automatic transmission with overdrive (and tow/haul mode on 6.8L). ³Standard on diesel, optional on gas. Not available with 4.6L or E-150/E-250 Vans. ⁴Always wear your safety belt and secure children in the rear seat. ⁵Included as part of Power Group on Commercial. ⁶4 speakers on Commercial, 6 speakers on Recreational. ⁷Requires Power Group.

E-150/E-250/E-350 VAN EQUIPMENT PACKAGES

	E-150 Comm. RV	E-250 Comm. RV	E-350 Super Duty Comm. RV
Crew Van Package – 2nd-row vinyl bench seat, metal bulkhead, partial headliner, full B-pillar trim panels, low-series (polypropylene) side door and back door-trim panels, LH lower trim panel behind driver's seat, restraints with metal retractor cover for 2nd-row bench seat, pull handle on 40% side door and RH back door	○	○	○
Crew Van Interior Upgrade Package – 2nd-row cloth bench seat, full-length carpeting, dual cloth captain's chairs, cloth visors, carpeted floor mats, dash sound absorbers, full-length cloth headliner	○	○	○
EconoCargo® System – Insulated polyethylene panels covering walls and ceiling, includes bulkhead with lockable door, 2 tracks and tie-down straps	○	○	○
EconoCargo Upgrade Package (General Delivery; requires EconoCargo System) – Includes 2 wire shelving modules (48"H x 16"D x 49"W), 2 single uprights (48"), 1 double upright (48"), 6 wire shelves (16" x 48") and 2 wire shelves (12" x 48")	○	○	○
Exterior Upgrade Package – Front and rear straight chrome bumpers, chromed grille surround, aerodynamic halogen headlamps, 4 full wheel covers with E-150, 4 full sport wheel covers with E-350 Super Duty	○	○	○
Handling Package – Front stabilizer bar, heavy-duty front and rear shock absorbers	●	●	●
Interior Upgrade Package – Full-length carpeting, side/rear cargo door-trim panels, dash sound absorber, full-length headliner, cloth sun visors, full B-pillar trim, cloth captain's chairs, front carpeted floor mats, Insulation Package ⁷	○	○	○
No-Charge Racks and Bins Package – Fully installed steel shelving, drawers and cabinets, includes bulkhead with lockable door	○	○	○
Premium Van Group – Dual captain's chairs, AM/FM stereo/cassette player/digital clock, Exterior Upgrade Package, Power Group, speed control and Insulation Package	○	○	○
QuietFlex™ Racks and Bins Package – Enclosed lockable bin, lockable wheel-well door, 2 deep drawers, 4 shallow drawers, 2 triple hooks, full-length vinyl floor covering, 10 shelf dividers, and steel bulkhead with lockable door	○	○	○
Racks and Bins Upgrade Package 1 (General Contractor; requires Racks and Bins Package) – Includes ship-thru ladder rack and ladder rack crossbow	○	○	○
Racks and Bins Upgrade Package 2 (Electrical Contractor/Appliance Repair; requires Racks and Bins Package) – Includes 12-drawer cabinet, tilt shelf, toolbox door (additional), wire spool rack, triple hook (additional) and shelf divider set	○	○	○
Racks and Bins Upgrade Package 3 (Plumbing/HVAC Service; requires Racks and Bins Package) – Includes 12-drawer cabinet, tilt shelf, Freon tank rack (3-tank capacity)	○	○	○
RV Plus Package – OWL tires, 4 aluminum wheels (E-150), 4 - 16" full sport wheelcovers (E-250), leather-wrapped steering wheel, swing-out side/interior door glass, auxiliary heater/AC Connector Package rear controls, AM/FM stereo/single-CD/digital clock, back door lock switch	○	○	○
Trailer Tow Package – Class II/III/IV – Trailer wiring harness (blade-style female connector), electric brake controller tap-in capability, relay system for backup/B+/running lights, frame-mounted hitch receiver	○	○	○

E-SERIES CUTAWAY/STRIPPED CHASSIS FEATURES & OPTIONS

	Cutaway E-350 Super Duty	Stripped Chassis E-450 Super Duty	Cutaway E-350 Super Duty	Stripped Chassis E-450 Super Duty
Mechanical				
5.4L Triton™ V8 ⁸	●	—	●	—
6.8L Triton V10	○	○	○	○
6.0L Power Stroke® V8 Turbo Diesel	○	○	—	—
Electronic 5-speed automatic TorqShift™ transmission with overdrive and tow/haul mode	●	●	●	●
Electronic 5-speed automatic TorqShift transmission with overdrive	○	○	—	—
Alternator – Dual system 140/120	○	○	—	—
Auxiliary fuel port	●	●	●	●
Electronic Throttle Control (ETC)	●	●	●	●
Engine block heater ⁹	○	○	○	○
Front GAWR – One-up ¹⁰	○	○	○	○
Fuel tank – 37-gallon	●	—	●	—
Fuel tank – 55-gallon	○	●	○	●
Heavy-duty auxiliary battery (n/a with 6.0L engine)	○	○	—	—
Spare tire and wheel	○	○	○	○
Steering gear – Heavy-duty	●	●	●	●
Safety/Security				
Airbags ⁴ – 2nd Generation driver and front passenger	●	●	—	—
Belt-Minder® safety belt reminder	●	●	—	—
Power 4-wheel disc Anti-lock Brake System (ABS)	●	●	●	●
Remote keyless entry system	○	○	—	—
Seating				
Dual vinyl bucket seats	●	●	—	—
Dual cloth bucket seats	○	○	—	—
Dual captain's chairs	○	○	—	—
Dual captain's chairs without trim	○	○	—	—
6-way power driver's seat (dual captain's chairs)	○	○	—	—
Power Seat Prep Package	○	○	—	—
Seats not included (manual pedestal)	○	○	—	—
Seats not included (no pedestal)	—	—	●	●
Appearance/Comfort/Convenience				
Air conditioning – Front	●	●	—	—
Air conditioning delete	○	○	—	—
AM/FM stereo with digital clock	●	●	—	—
AM/FM stereo/cassette player and digital clock	○	○	—	—
Radio Delete Package	○	○	—	—
Radio Prep Package	○	○	—	—
Premium Plus CD-6 – AM/FM stereo/6-disc in-dash CD changer and digital clock	○	○	○	○
Premium AM/FM stereo/single-CD and digital clock	○	○	○	○
Deluxe engine cover console	●	●	—	—
Frame spacers – Alternate lateral	○	○	—	—
Frame spacers – Standard pattern	○	○	—	—
Front bumper – Black painted	○	○	○	○
Front bumper – White painted	○	○	—	—
Mirrors – Aero-style, power-adjustable	○	○	—	—
Mirrors – Telescopic trailer tow, manual-adjustable	○	○	—	—
Mirrors – Telescopic trailer tow, power-adjustable	○	○	—	—
Modified vehicle wiring kit and system	●	●	●	●
Pucks – Frame isolator	○	○	—	—
Right-hand door (not included)	○	○	—	—
Speed control	○	○	—	—
Tilt steering wheel	●	●	●	●
Windshield wipers – Interval (controls only, no wiper motor on stripped chassis)	●	●	●	●

⁸Late availability on E-450 Stripped Chassis. ⁹Standard on diesel, optional on gas. ¹⁰Computer selected – 4600 lbs. max.

E-SERIES CUTAWAY/STRIPPED CHASSIS PACKAGES

	Cutaway E-350 Super Duty	Stripped Chassis E-450 Super Duty	Cutaway E-350 Super Duty	Stripped Chassis E-450 Super Duty
AC Prep Package – Includes scroll compressor, condenser, drive belt, tensioner attaching brackets and bolts	○	○	○	○
Ambulance Prep Package – Auxiliary heater/AC Connector Package, 4.10:1 limited-slip axle (E-350), dual alternators, 4600-lb. front GAWR, manual telescopic trailer tow mirrors, spare tire and wheel, frame pucks (req. 6.0L diesel engine)	○	○	—	—
Ambulance Prep Package – Not required	○	○	○	○
Auxiliary Heater/Air Conditioning Connector Package – Front heater connector, front air conditioning connector	○	○	—	—
Auxiliary Heater/Air Conditioning Connector Package w/Rear Controls	○	○	—	—
Class I Trailer Tow Prep Package	○	○	—	—
Exterior Upgrade Package – Front chrome bumper and grille, aerodynamic headlamps	●	●	●	●
Handling Package – Front stabilizer bar, heavy-duty front and rear shock absorbers	○	○	—	—
Insulation Package – Front acoustical headliner, cloth visors	○	○	—	—
Interior Upgrade Package – Front cloth headliner, high-series door-trim panels, dual cloth captain's chairs, cloth visors, carpet, power windows/door locks, Insulation Package	○	○	—	—
Motorhome Prep Package – Front chrome bumper and grille, aerodynamic halogen headlamps, power windows/door locks, manual pedestals (seats not included), Class I Trailer Tow Prep Package, speed control, 4600-lb. front GAWR (E-450), frame pucks, telescoping antenna, front license plate bracket, 55-gallon fuel tank (37-gallon with E-350 Super Duty with 138" WB)	○	○	—	—
School Bus Prep Package – Includes front license plate bracket, banded front door glass (tinted), high-back driver's seat only, frame pucks. Deletes – RH seat, RH seat pedestal and attaching hardware, RH safety belt system, RH B-pillar trim and scuff plate, passenger-side front airbag, exterior telescopic trailer tow mirrors and front headliner	○	○	—	—
Shuttle Bus Prep Package – Front chrome bumper and grille, aerodynamic halogen headlamps, manual pedestals (seats not included), 4600-lb. front GAWR (E-450), frame pucks, power windows/door locks, front license plate bracket, driver and front-passenger airbags. Deletes – Front headliner, front dome lamp and exterior trailer tow mirrors	○	○	—	—

BUSINESS PREFERRED NETWORK

Each of the select dealerships in our Business Preferred Network (BPN) is committed to providing quality commercial-oriented products, as well as special financing and billing arrangements, to businesses that rely on Ford products. As a BPN customer, your business vehicles receive priority service at your BPN dealership, to help get your vehicle back on the road quickly.



Business Preferred Network
SALES SERVICE FINANCE

FINANCIAL SERVICES

Our commercial purchase plans offer attractive rates, negotiable terms and business-friendly options, while CommercialLeaseSM and CommercialLeasePlusSM offer a variety of package options to meet your leasing needs. Contact us at 1-877-234-FMCC (3622) or visit our Web site at fordcredit.com.



Medium Pebble Cloth



Medium Pebble Leather



Medium Flint Vinyl



Medium Flint Cloth



Medium Flint Cloth



Medium Flint Leather

COLOR & TRIM

● ●	Medium Pebble
● ●	Medium Flint
● ●	XL/XLT Wagon
● ●	● Oxford White
● ●	● Gold Ash Metallic*
● ●	● Yellow (XL only)
● ●	● Dark Toreador Red Metallic
● ●	● Estate Green Metallic (XLT only)
● ●	● True Blue Metallic
● ●	● Silver Metallic
● ●	● Dark Shadow Grey Metallic (XLT only)
● ●	● Black
● ●	Chateau Wagon Two-Tone
● ●	● Oxford White/Silver Metallic
● ●	● Oxford White/Dark Shadow Grey Metallic
● ●	● Gold Ash Metallic/Dark Shadow Grey Metallic
● ●	● Dark Toreador Red Metallic/Silver Metallic
● ●	● Dark Toreador Red Metallic/Dark Shadow Grey Metallic
● ●	● Estate Green Metallic/Dark Shadow Grey Metallic
● ●	● True Blue Metallic/Silver Metallic
● ●	● Black/Silver Metallic
● ●	● Black/Dark Shadow Grey Metallic
● ●	Van
● ●	● Oxford White
● ●	● Gold Ash Metallic**
● ●	● Yellow (Commercial Van only)
● ●	● Dark Toreador Red Metallic
● ●	● Estate Green Metallic (Recreational Van only)
● ●	● True Blue Metallic*
● ●	● Silver Metallic
● ●	● Dark Shadow Grey Metallic**
● ●	● Black
● ●	Cutaway
● ●	● Oxford White
● ●	● Yellow
● ●	● Dark Toreador Red Metallic
● ●	● True Blue Metallic
● ●	● Silver Metallic
● ●	● Black

*Medium Pebble available on XLT only. Medium Flint available on XL only.

**Available with Interior Upgrade Package only.

*Medium Pebble available on Recreational Van only.

NOTE: Fabrics shown are representative of seat color only. Material and sew patterns are subject to change.

E-SERIES WHEELS & TIRES

Wheels	E-150 Wagon			E-350 Super Duty Wagon			E-350 Super Duty Extended Wagon		E-150 Van		E-250 Van		E-350 Super Duty Van		Cutaway		Stripped Chassis		
	XL	XLT	Chateau	XL	XLT	Chateau	XL	XLT	Comm.	Rec.	Comm.	Rec.	Comm.	Rec.	E-350 Super Duty	E-450 Super Duty	E-350 Super Duty	E-450 Super Duty	
16" Argent Styled-Steel	●	●	—	●	●	●	●	●	●	●	●	●	●	●	●	●	●	●	●
16" Bright Aluminum	○	○	●	○	○	○	○	○	○	○	○	○	○	○	○	○	○	○	○
16" Forged-Aluminum	—	—	—	○	○	○	○	○	○	○	○	○	○	○	○	○	○	○	○
16" Full Wheel Covers ¹	○	●	—	—	—	—	—	—	○	●	—	—	—	—	—	—	—	—	—
16" Full Sport Wheel Covers ²	—	—	—	○	●	●	●	●	—	—	○	○	○	○	○	○	○	○	○
16" Steel	—	—	—	—	—	—	—	—	—	—	—	—	—	—	—	—	—	—	—
16" Painted Steel	—	—	—	—	—	—	—	—	—	—	—	—	—	—	—	—	—	—	—
Tires																			
P235/70R16XL BSW All-Season	●	●	●	—	—	—	—	—	●	●	—	—	—	—	—	—	—	—	—
LT225/75R16E BSW All-Season ³	—	—	—	○	○	○	○	○	—	—	○	○	○	○	○	○	○	○	○
LT245/75R16E BSW All-Season ⁴	—	—	—	○	○	○	○	○	—	—	○	○	○	○	○	○	○	○	○

¹Included with Exterior Upgrade Package on E-150 XL Wagon and E-150 Commercial Van. ²Included with Exterior Upgrade Package on E-350 Super Duty XL Wagon, E-350 Super Duty Extended XL Wagon, E-250 Commercial and Recreational Vans and E-350 Super Duty Commercial and Recreational Vans. ³DRW on E-350 Super Duty Cutaway. ⁴SRW on E-350 Super Duty Cutaway.

EXTERIOR COLORS



Oxford White



Gold Ash Metallic



Yellow



Dark Toreador Red Metallic



Estate Green Metallic



True Blue Metallic



Silver Metallic



Dark Shadow Grey Metallic



Black/Silver Metallic Two-Tone

Ford uses clearcoat paint for beauty and protection. Colors shown are representative only. Not all colors are available on all models. See your dealer for actual paint/trim options. Vehicles shown may contain optional equipment.

WHEELS



16" Argent Styled-Steel Wheel



16" Bright Aluminum Wheel



16" Full Wheel Cover



16" Full Sport Wheel Cover



Get the ride you want. Whether you plan to lease or finance, you'll find the choices that are right for you at Ford Credit. Ask your Ford Dealer for details or check us out at fordcredit.com.



EXTENDED SERVICE PLAN

For a purchase or lease, the Ford Extended Service Plan (ESP) gives you "Peace-of-Mind" protection designed to cover key vehicle components and protect you from the cost of unexpected repairs. Ask your dealer for an ESP backed by Ford Motor Company and honored at all Ford dealerships.



Choose the insurance program that's designed for your vehicle - Ford Motor Company Insurance Services. Our program helps you receive the rates and service you deserve. Call 1-877-367-3847 or visit us at fordvip.com for a no-obligation quote. Insurance offered by American Road Services Company (in CA, American Road Insurance Agency), a licensed agency and subsidiary of Ford Motor Company.



05 E-SERIES COMMERCIAL

VAN/CUTAWAY/STRIPPED CHASSIS



©2004 Ford Motor Company 05ESR-COCAT
Litho in USA on recycled paper (20% post consumer)

commtruck.ford.com

