

NEW 06 MERCURY MOUNTAINEER



MERCURY | NEW DOORS OPENED

CASHMERE TRI-COAT METALLIC: MOUNTAINEER PREMIER WITH AVAILABLE EQUIPMENT

COLOR PALETTE

Please reference the Specifications card of your Mercury vehicle for the availability of specific Color Palette Combinations.



MERCURY | NEW DOORS OPENED

mercuryvehicles.com

MERCURY BRAND EXTERIOR PAINT COLORS



Lincoln Mercury reserves the right to change product specifications at any time without incurring obligations. Please see your Lincoln Mercury Dealer for actual paint/trim options. Mercury uses clearcoat paint for beauty and protection. All exterior paints are Metallic except for Vibrant White, Oxford White, Cashmere Tri-Coat and Black. Colors are representative only.


MERCURY BRAND CLOTH SEAT TRIM



BLACK/LIGHT PARCHMENT INSERTS CAMEL CAMEL/SAND INSERTS



CHARCOAL/MEDIUM FLINT TWO-TONE CHARCOAL BLACK/MEDIUM LIGHT STONE INSERTS CHARCOAL BLACK TWO-TONE



DARK CHARCOAL LIGHT CAMEL TWO-TONE



MEDIUM LIGHT STONE MEDIUM LIGHT STONE TWO-TONE



PEBBLE PEBBLE/LIGHT PARCHMENT INSERTS PEBBLE TWO-TONE SHALE TWO-TONE


MERCURY BRAND LEATHER SEAT TRIM



BLACK WITH DIAMOND PLATE INSERTS BLACK/LIGHT PARCHMENT PREFERRED SUEDE® INSERTS CAMEL CAMEL WITH PERFORATED INSERTS CAMEL/SAND EMBOSSED PREFERRED SUEDE INSERTS



CHARCOAL/LIGHT FLINT PERFORATED INSERTS CHARCOAL/LIGHT FLINT PREFERRED SUEDE INSERTS CHARCOAL/LIGHT FLINT TWO-TONE CHARCOAL BLACK CHARCOAL BLACK WITH PERFORATED INSERTS



CHARCOAL BLACK WITH MINI-PERFORATED INSERTS CHARCOAL BLACK/SAND EMBOSSED PREFERRED SUEDE INSERTS DARK CHARCOAL DARK CHARCOAL/MEDIUM LIGHT STONE TWO-TONE



LIGHT CAMEL MEDIUM LIGHT STONE PEBBLE/LIGHT PARCHMENT DIAMOND PLATE INSERTS



PEBBLE/LIGHT PARCHMENT PERFORATED INSERTS PEBBLE/LIGHT PARCHMENT PREFERRED SUEDE INSERTS PEBBLE/LIGHT PARCHMENT TWO-TONE PEBBLE TWO-TONE WITH MINI-PERFORATED INSERTS SHALE TWO-TONE WITH MINI-PERFORATED INSERTS

Preferred Suede is a registered trademark of Milliken & Company.

Stylish, refined, powerful.

THE NEW MOUNTAINEER. Inside and out, a stylish evolution of Mercury's modern design theme graces the 2006 Mountaineer with a **distinctive new level of sophistication.** One you'll only find here.

Refined in many ways, the new Mountaineer features a smoother, quieter ride, plus an all-new interior environment. And, for added peace-of-mind, you'll find our new, **class-exclusive* Intelligent Safety System** standard on every Mountaineer.

Thanks to its new 292-hp 4.6L 3-valve V-8 engine and first-in-class 6-speed automatic transmission, standard on Premier, you'll also enjoy **more power than ever.**

*Truck-based Midsize SUV class.






MERCURY



SILVER BIRCH METALLIC: MOUNTAINEER PREMIER WITH AVAILABLE EQUIPMENT



Distinctive new sophistication.

THE BOLD PRESENCE OF THE NEW MOUNTAINEER'S SATIN-ALUMINUM-FINISH GRILLE CAPABLY ANNOUNCES YOUR ARRIVAL, WHILE REDESIGNED FOG LAMPS SIMPLY GLEAM. AVAILABLE NEW 18" MACHINED-ALUMINUM WHEELS ADD TO ITS IMPRESSIVE STANCE, AND AVAILABLE NEW POWER-DEPLOYABLE RUNNING BOARDS CONVENIENTLY AWAIT YOUR STEP.

5 | MOUNTAINEER: RUGGED ELEGANCE



CASHMERE TRI-COAT METALLIC. MOUNTAINEER PREMIER WITH AVAILABLE EQUIPMENT

MOUNTAINEER: CLEAN FINISH | 6



Refreshingly smart details.

NEW, LARGER SIDEVIEW MIRRORS ENHANCE MOUNTAINEER'S STYLE AS WELL AS ITS FUNCTION. SATIN-ALUMINUM FINISH ARTFULLY ACCENTS THE GRILLE OVER ITS NEW CLEAR-LENS TAILLAMPS, WHILE LIGHTWEIGHT MATERIALS AND A FLIP-OPEN WINDOW MAKE ITS ALL-NEW REAR LIFTGATE A DELIGHT TO USE. AND SUBTLE "MERCURY" DETAILING SETS OFF ITS REDESIGNED REAR BUMPER.

mercuryvehicles.com



CHARCOAL BLACK LEATHER TRIM/SAND EMBOSSED PREFERRED SUEDE® INSERTS: MOUNTAINEER PREMIER

Your interior dreams have all come true.

COMFORTING OPTIONS

Mercury Mountaineer's **all-new seating** is designed to give you the best of everything: sophisticated styling, remarkable comfort and easy-to-use versatility. You'll find supportive new contours on all 3 rows of available seating. And for those behind the wheel, a **new 10-way power driver's seat** is standard on every model. With power lumbar and recline adjustments, it will help you find the perfect fit.

All of Mountaineer's **seating materials are also new** this year, including Premier's standard leather-trimmed seating, available in your choice of Charcoal Black or Camel with Sand embossed Preferred Suede® inserts. Heated front seats are standard on Premier as well, in addition to driver's-seat memory, easy entry/exit features, and a 6-way power seat with manual lumbar adjustment for the front passenger.

Mountaineer's available **new 3rd-row 50/50 split seat** is designed to keep up with the ever-changing needs of your busy life. Raised to sit 1.75" higher than on previous models, it comfortably accommodates 2 adults when you need extra seating. A manual-fold version is standard on Luxury and optional on Convenience, while the handy class-exclusive PowerFold™ version is standard on Premier and optional on Luxury. The PowerFold buttons make quick, easy work of folding down the 3rd-row seat when the need arises, opening up 43.9 cu. ft. of cargo space. On 7-passenger models, Mountaineer's 2nd- and 3rd-row seats fold down to create a **flatter loadfloor than many of its key competitors*** while providing a full 83.7 cu. ft. of cargo space. To top it off, Mountaineer can be outfitted in **1 of the 3 seating configurations** listed at right to best meet your needs.

5-PASSENGER SEATING

STANDARD
2ND-ROW 60/40 SPLIT SEAT

6-PASSENGER SEATING

AVAILABLE
QUAD BUCKET SEATING WITH 2ND-ROW CENTER CONSOLE
AVAILABLE
3RD-ROW 50/50 SPLIT SEAT (POWERFOLD OR MANUAL)

7-PASSENGER SEATING

STANDARD
2ND-ROW 60/40 SPLIT SEAT
AVAILABLE
3RD-ROW 50/50 SPLIT SEAT (POWERFOLD OR MANUAL)



TWO-TONE SEAT TRIM



POWERFOLD 3RD ROW



FLAT LOADFLOOR ON 7-PASSENGER MODELS



LEATHER SEAT TRIM

*As compared to Toyota 4Runner, Nissan Pathfinder, Chevy TrailBlazer, Dodge Durango and Honda Pilot.



CHARCOAL BLACK INTERIOR: MOUNTAINEER PREMIER WITH AVAILABLE EQUIPMENT

Brighten your every day.

LIVEN UP YOUR DRIVE

The progressive new styling of Mountaineer's instrument panel and driver controls continues the **dynamic, all-new interior experience** for driver and passengers alike. Low-profile buttons and Mercury's signature satin-aluminum accents gracefully enhance the clean, modern lines of this stunning new space. Maintaining a positive state of mind just got a whole lot easier.

Treat yourself to plenty of fresh air and sunshine via Mountaineer's available power moonroof. Coupled with a mini-overhead console, this fun feature includes easy, **one-touch-open and -close** operation for quick access to the great outdoors.

The full-size overhead console, standard on every Mountaineer, stands ready to **store your sunglasses** as well as **illuminate your maps** or other reading materials. This console also houses the available **Universal Garage Door Opener** and available **Auxiliary Climate Control**, both of which are standard on Premier.

The available Rear-Seat DVD Entertainment System helps **keep passengers happy** with its 7" color LCD screen, 2 sets of wireless headphones and remote control.



POWER MOONROOF



FULL-SIZE OVERHEAD CONSOLE



REDESIGNED REAR-SEAT DVD



11 | MOUNTAINEER: NAVIGATION & ACOUSTICS



MERCURY

STATE-OF-THE-ART NAVIGATION

Mountaineer's new DVD-based Navigation System with intersection programming actually **calls out upcoming street names** rather than just telling you which direction to turn. It only takes seconds to compute complex routes in your choice of fastest drive or shortest distance. Plus, you can instruct it to avoid certain things, like freeways and toll roads.

The system's **colorful 6.5" LCD touch screen** is surrounded by large control buttons that make information access easy. You'll enjoy using the handy Points of Interest (POI) screen on your next road trip – or when just running errands. It can help you quickly locate the nearest ATM, restaurant and even lodging. This innovative system is optional on Luxury and Premier.



FASTEST DRIVE



INTERSECTION PROGRAMMING



SHORTEST DISTANCE

290-WATT AUDIOPHILE SOUND SYSTEM – LUXURY AND PREMIER

6-DISC IN-DASH CD CHANGER

7 STRATEGICALLY PLACED SPEAKERS, INCLUDING 8" SUBWOOFER

PREMIUM AUDIO SYSTEM – CONVENIENCE

SINGLE-CD PLAYER

MP3 CAPABILITY



12 | MOUNTAINEER: MORE COMFORTABLE



MERCURY

DESIGNED TO PUT YOU AT EASE

To provide absolute comfort for you and all your passengers, we scrutinized Mountaineer's interior from every possible angle. We rethought the form, function and placement of everything from its 3 available rows of seating to its door handles. The **new seating contours** deliver a plush experience with just the right amount of firm support. Plus, adjustable front-seat lumbar supports are standard on all models, and controls have been redesigned and relocated to help make adjustments quick and easy.

The curved contour of Mountaineer's new high-release door handles follows the shape of a hand at rest. Located at the end of the armrests, the handles operate with a smooth, natural pull-back motion. Moving them not only helped make them more comfortable to use, it also allowed for **energy-absorbing materials** in the armrest to help enhance protection during side-impact events. We even rethought the power window switches. They're recessed into the armrests to help prevent unintentional use.



HEATED FRONT SEATS



10-WAY POWER DRIVER'S SEAT



DUAL-ZONE TEMPERATURE CONTROL



GAUGE CLUSTER



FLOOR SHIFTER

COMFORT ON COMMAND

Mountaineer's heated front seats (standard on Premier, optional on Luxury) feature new push-button controls conveniently located in the center console. The new standard 10-way power driver's seat includes power lumbar and recline adjustments, plus straightforward controls that are effortlessly within reach.

Dual-zone Electronic Automatic Temperature Control lets the driver and front passenger select different temperatures, then automatically maintains them. Standard on Luxury and Premier, the system even includes secondary climate controls on the steering wheel so you can make adjustments while driving.

Mountaineer's all-new instrument panel design includes a sleek gauge cluster with stylish satin-aluminum accents and a centrally located message center. You'll find it easy to view your distance to empty, compass, outside temperature and more.

13 | MOUNTAINEER: MORE POWERFUL



MERCURY



292-HP, ALL-NEW 4.6L V-8 ENGINE

Standard on Premier and available on Luxury, the all-new 4.6L 3-valve SOHC V-8 engine gives you more power than ever, cranking out an extremely capable 292 hp and 300 lb.-ft. of torque (53 more hp and 18 more lb.-ft. of torque than the previous V-8). It utilizes the latest technology – including high-flow ports, a charge motion control valve and dual-equal variable cam timing – to help deliver this improved performance, in addition to smoother, quieter operation and better fuel economy.*

NEW 6-SPEED AUTO TRANSMISSION

Mountaineer's new, first-in-class 6-speed transmission is mated exclusively to the 4.6L V-8 engine, standard on Premier. The synchronous 6-speed features evenly spaced gear ratios that help it make the most of the V-8's powerband. What does that mean when you're on the road? A pleasantly surprising combination of fuel efficiency and smooth, seamless performance. A new floor-mounted shifter enhances Mountaineer's sporty appeal.

IMPROVED 4.0L V-6 ENGINE

Standard on Convenience and Luxury, Mountaineer's 4.0L 2-valve SOHC V-6 engine gives you 210 hp and 254 lb.-ft. of torque. New camshafts and spark plugs help it achieve a 40% improvement in idle quality while also reducing emissions. In fact, this engine is even designed to meet strict Ultra Low Emissions Vehicle II (ULEV II) standards. Planetary gears and a new oil pump contribute to the quieter operation of the wide-ratio, 5-speed automatic transmission.

ABS AND 4-WHEEL DISC BRAKES

Every 2006 Mountaineer comes equipped with an Anti-lock Brake System (ABS) and 4-wheel power disc brakes. ABS regulates brake pressure (which can help prevent wheel lockup and skidding) and enhances steering control when you're stopping.

14 | MOUNTAINEER: IMPROVED DRIVING DYNAMICS



MERCURY



ALL-NEW, FULLY BOXED FRAME

The new 2006 Mountaineer is built on the solid footing of an all-new frame that's a remarkable 63% stiffer than on previous models. The stiffer frame allowed for improvements in many other areas, including an increase of up to 167% in the stiffness of body-mount brackets. All the numbers add up to help Mountaineer deliver a remarkably smooth ride with crisp handling and steering response.

IRS AND NEW MONOTUBE SHOCKS

Mountaineer's completely redesigned Independent Rear Suspension (IRS) features a more compact, trailing-arm setup. It works with the front suspension and stiffer frame to allow the suspension bushings to be tuned a bit softer than on previous models. This tuning, along with new front and rear monotube shocks, helps Mountaineer deliver a refined ride and excellent handling. So you'll feel connected to the road – not beat up by it.

ALL-NEW STEERING SYSTEM

A new variable-flow steering pump and revised tuning mean you can maneuver the new Mountaineer in a parking lot with up to 15% less steering effort. At highway speeds, this new variable-assist, power rack-and-pinion system automatically adjusts to deliver the firm, responsive feel you need to drive with confidence. It also helps Mountaineer achieve its tight 36.8' turning radius.

ALL-WHEEL DRIVE (AWD)

Every Mountaineer is available in your choice of configurations: standard rear-wheel drive (4x2) or available full-time AWD. With the intuitive full-time AWD system, there are no buttons to push or levers to pull. It smartly adapts to changing road and weather conditions as they occur, instantly transferring power to the axle with the best grip to help your new Mountaineer really hold the road.

*Based on 2006 model year EPA-estimated data as compared to 2005 model year.

15 | MOUNTAINEER: MORE SERENE



MERCURY

SMOOTHER, QUIETER RIDE THAN EVER

All sorts of details were refined in order to create the quietest Mercury Mountaineer ever. For starters, the carpet and headliner are now made from lightweight, sound-deadening material that helps block outside noises. Mountaineer's new, larger sideview mirrors increase visibility and feature an aerodynamic design that lessens wind noise. The roof has also been reengineered to incorporate additional structure, helping to reduce the noise and vibration that can occur when a vehicle is traveling at highway speeds with the windows down.

Overall powertrain operation has also been refined to help provide a quieter ride. Even the redesigned climate control system is quieter than on previous models, contributing to the new level of peace inside Mountaineer.

Our ultimate goal: to create the serene, comfortable ride you deserve. Savor our success with a nice, long drive in the new 2006 Mercury Mountaineer.



16 | MOUNTAINEER: SECURITY/SAFETY



MERCURY

ADVANCETRAC WITH ROLL STABILITY CONTROL (RSC)

Standard on every 2006 Mountaineer, AdvanceTrac® with first-in-class* RSC® is an electronic stability enhancement system consisting of 4 major components: an Anti-lock Brake System (ABS), traction control, yaw control and a state-of-the-art, gyroscopic vehicle-roll motion sensor. The system automatically utilizes these features in varying combinations to help give you control and peace of mind.

*Excluding other Ford Motor Company vehicles.

Even the most careful driver may occasionally need to make an emergency maneuver to avoid an unexpected obstacle in the road. AdvanceTrac with RSC can help in that sort of real-world situation and in many others, including when you're driving on slippery surfaces like snowy, muddy, wet or gravel roads, and even when you're traveling on uneven surfaces, such as in construction zones.



Remember that even advanced technology cannot overcome the laws of physics. It's always possible to lose control of a vehicle due to inappropriate driver input for the conditions. For more information on AdvanceTrac with RSC, visit mercuryvehicles.com.

mercuryvehicles.com



MERCURY

EXCLUSIVE NEW LEVEL OF CONFIDENCE

The 2006 Mountaineer has the most standard safety features in its class. In fact, it's designed to meet all known U.S. Government frontal and side-impact crash requirements through the 2010 model year.

Mountaineer's safety story really begins underneath the surface with a new, 63% stiffer frame. Increases in thickness and section height help it provide improved strength.

In the event of a frontal collision, Mountaineer's new adaptive front airbags use first-in-class adaptive venting technology to help tailor airbag power to occupant size and needs. The front-passenger's side features a first-in-class adaptive airbag tether to help tailor airbag shape and size to your passenger's needs. New front-seat side airbags are also standard on every 2006 Mountaineer. They help provide an extra measure of chest protection for the driver and front passenger in certain side-impact events.

Standard on Premier and optional on Convenience and Luxury, our patented Safety Canopy™ System features 2nd-generation side-curtain airbags that are larger than in the past, and include new roll-fold technology. It helps them deploy properly in side-impact and rollover events – even if someone is leaning against the window.




MERCURY

NEW INTELLIGENT SAFETY SYSTEM

Within milliseconds of an impact, Mountaineer's new, class-exclusive Intelligent Safety System™ is using its advanced crash-sensing computer to interpret data from a multitude of sources. Sensors along the front and sides of the vehicle help the system determine the overall severity of a crash and whether it was a frontal, side-impact or rollover event. Meanwhile, sensors inside the vehicle are helping determine which restraint system or combination will provide the protection for each front-seat occupant.

The Front-Passenger Sensing System (FPSS) uses its sensors and the computer to help identify if a passenger is present, estimate his or her weight, and then activate or deactivate the airbag accordingly. If the airbag is to be deployed, FPSS coordinates with the Intelligent Safety System via the computer, determining the most appropriate shape and size, as well as level of firmness, at which to deploy the airbag based on the specific occupant conditions. Now that's what we call smart thinking.



SAFETY BELT RETRACTORS
1ST-IN-CLASS, ADAPTIVE
LOAD-LIMITING

ADAPTIVE STEERING COLUMN
1ST-IN-CLASS, HELPS ENHANCE
DRIVER PROTECTION

ADAPTIVE FRONT AIRBAGS
1ST-IN-CLASS TO UTILIZE NEW
ADAPTIVE VENTING AND ADAPTIVE
AIRBAG TETHER TO HELP TAILOR
DEPLOYMENT TO OCCUPANT NEEDS

ARTICULATING HEAD RESTRAINTS
FOLD FORWARD WHEN NOT IN USE
TO IMPROVE REARWARD VISIBILITY

INTERIOR DOOR TRIM AND ARMRESTS
ENERGY-ABSORBENT FOR ENHANCED
PROTECTION IN SIDE IMPACTS



STANDARD FEATURES

POWERTRAIN/FUNCTIONALITY

4.0L 2-valve SOHC V-6 engine
 5-speed electronic automatic transmission with overdrive and lockout switch
 4-wheel power disc brakes with Anti-lock Brake System (ABS)
 Class II trailer hitch receiver with 4-pin electrical connector and 3500-lb. towing capacity
 Front and rear independent suspensions

EXTERIOR

Fog lamps
 Intermittent rear wiper with washer
 Keyless-entry keypad
 Privacy glass for rear doors, rear quarter windows and liftgate window
 Satin-aluminum-finish grille
 Solar-tinted windshield and front door glass
 Speed-sensitive, intermittent windshield wipers

INTERIOR

2nd-row fold-flat 60/40 split bench seat with recline, 2-way adjustable head restraints, easy entry/exit seat latch and storage bin inside center seat (AWD and Convenience 4x2 only)
 Accessory delay
 Cargo Management System
 Floor console with storage bin, 2 front and 2 rear cupholders, front and rear power points, low heat vents and high air conditioning register
 Message center with compass, outside temperature, distance-to-empty and other information
 Overhead console with 2 map lights with dome function, sunglasses holder and garage door opener holder (except when Auxiliary Climate Control or moonroof is ordered)
 Power door locks with additional switch in rear cargo area
 Power windows with one-touch-down driver's-side feature
 Remote keyless-entry system with 2 key fobs with panic alarm button and illuminated entry system
 Tilt steering column with illuminated speed control

SECURITY/SAFETY

Intelligent Safety System™ with adaptive steering column; driver and front-passenger adaptive load-limiting retractors; driver and front-passenger airbags* with adaptive venting and front-passenger adaptive tether; driver and front-passenger front-seat side airbags,* and Front-Passenger Sensing System (FPSS)
 AdvanceTrac® with Roll Stability Control (RSC®)
 Lower anchors and tether anchors for child-safety seats (LATCH) for all 2nd-row seating positions and tether anchor for 3rd-row center position
 Safety belts – 3-point safety belts for all seating positions
 Securilock® passive anti-theft system
 Tire Pressure Monitoring System

DIMENSIONS

	V-6	V-8
Engine	4.0L SOHC	4.6L SOHC
Horsepower @ rpm	210 @ 5100	292 @ 5750
Torque: lb.-ft. @ rpm	254 @ 3700	300 @ 3950
Compression ratio	9.7:1	9.8:1
Transmission	5-speed automatic with overdrive	6-speed automatic with overdrive
Axle ratio (standard)	3.55:1	
Axle ratio (optional)	3.73:1**	
Towing (lbs.) (4x2 standard)	3040	2950
(AWD standard)	3170	3080
(4x2 optional)	5350	7230
(AWD optional)	5150	7060

Curb weight (lbs.) 4504 (4x2) / 4679 (AWD)

Dimensions (in.)	1st row	2nd row	3rd row
Head room	39.8	38.7	37.4
Leg room	42.4	36.9	34.9
Shoulder room	59.0	58.9	53.1
Hip room	55.4	55.5	45.3
Length	193.5		
Width (excl. mirrors)	73.5		
Height	72.8		
Wheelbase	113.7		
Ground clearance	8.5		

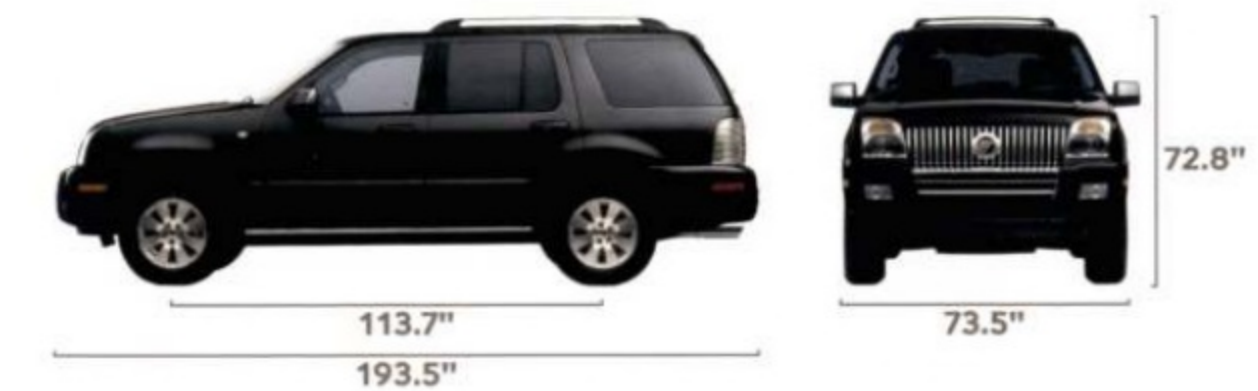
Cargo volume (cu. ft. behind row)

5-passenger	85.8	45.1	
7-passenger	83.7	43.9	13.6

EPA-estimated fuel economy (mpg) city/hwy.

4.0L SOHC V-6	15/21 (4x2) / 15/20 (AWD)	
4.6L SOHC V-8	15/21 (4x2) / 14/20 (AWD)	

**Requires 4.0L V-6 engine and Class III/IV Upgrade Trailer Tow Package.



*Always wear your safety belt and secure children in the rear seat.



STANDARD AND AVAILABLE FEATURES

POWERTRAIN/FUNCTIONALITY

- 4.0L 2-valve SOHC V-6 engine with 5-speed automatic transmission
- 4.6L 3-valve SOHC V-8 engine with 6-speed automatic transmission
- Rear-wheel drive (4x2)
- Full-time All-Wheel Drive (AWD)

EXTERIOR

- 17" machined-aluminum wheels with P245/65R17 all-terrain BSW tires
- 18" machined-aluminum wheels with P235/65R18 all-season BSW tires
- Color-keyed running boards
- Power-deployable running boards extend and retract automatically with door usage, and can also be set to remain extended or retracted
- Power, sail-mounted sideview mirrors
- Power, sail-mounted sideview mirrors with security approach lamps
- Reverse Sensing System
- Roof-rail crossbars (Black)
- Roof rails (Black on Convenience and Luxury; satin-aluminum on Premier)
- Satin-aluminum exhaust tip

INTERIOR

- 3rd-row seat delete – Includes cargo shade
- 3rd-row 50/50 split bench seat
- 3rd-row PowerFold™ 50/50 split bench seat*
- Audiophile® Sound System with AM/FM stereo, 6-disc in-dash CD changer and 8" subwoofer, 290 peak watts
- Auto-dimming rearview mirror
- Auxiliary Climate Control**
- Cloth trim – 1st-row bucket seats with 2-way adjustable head restraints and 6-way power driver's seat with manual lumbar
- Color-keyed leather-wrapped steering wheel
- Color-keyed leather-wrapped steering wheel with audio and climate controls

CONVENIENCE LUXURY PREMIER AVAILABLE

- INTERIOR (continued)**
- Driver's-seat memory
 - Dual-zone Electronic Automatic Temperature Control
 - Heated front seats
 - Leather trim – 1st-row bucket seats with perforated-leather inserts and 10-way power driver's seat including power lumbar and recline (vinyl 3rd row, if equipped)
 - Leather trim – 1st-row heated bucket seats with Preferred Suede® inserts, 10-way power driver's seat including power lumbar, recline and memory, and 6-way power passenger's seat with manual lumbar (vinyl 3rd row, if equipped)
 - Navigation System – Includes Audiophile Sound System (not available in Alaska)
 - Power-adjustable pedals†
 - Power-adjustable pedals with memory††
 - Power moonroof with mini-overhead console‡
 - Premium AM/FM stereo with single-CD player
 - Quad bucket seating‡§ with recline-and-fold feature, plus 2nd-row center console with 2 cupholders
 - Universal Garage Door Opener

SECURITY/SAFETY

- Safety Canopy™ System with side-curtain airbags for 1st- and 2nd-row passengers plus rollover protection

PACKAGES

- Premier Navigation and Moonroof Package – Navigation System and power moonroof
- Rear-Seat DVD Entertainment System – Overhead DVD player with 7" pull-down screen, 2 wireless headphones, remote control and storage compartment for up to 3 DVDs or CDs
- Upgrade Trailer Tow Package – Class III/IV trailer hitch with 4-pin and 7-pin electrical connectors

*Requires Auxiliary Climate Control. **Requires 3rd row when ordered on Convenience. †Requires leather-trimmed seats. ††Requires heated, leather-trimmed seats on Luxury. ‡Includes mini-overhead console on Convenience; includes medium overhead console when optioned with Auxiliary Climate Control. §Requires 3rd row.

Audiophile is a registered trademark of Audiophile, Inc. Preferred Suede is a registered trademark of Milliken & Company.

RESOURCES AND SERVICES

Ford Credit Get the ride you want. Whether you plan to lease or finance, you'll find the choices that are right for you at Ford Credit. Ask your Lincoln Mercury Dealer for details or check us out at www.fordcredit.com

FORD EXTENDED SERVICE PLAN

For a purchase or lease, the Ford Extended Service Plan (ESP) gives you "Peace-of-Mind" protection designed to cover key vehicle components and protect you from the cost of unexpected repairs. Ask your Lincoln Mercury Dealer for an ESP backed by Ford Motor Company and honored at all Ford and Lincoln Mercury dealerships.

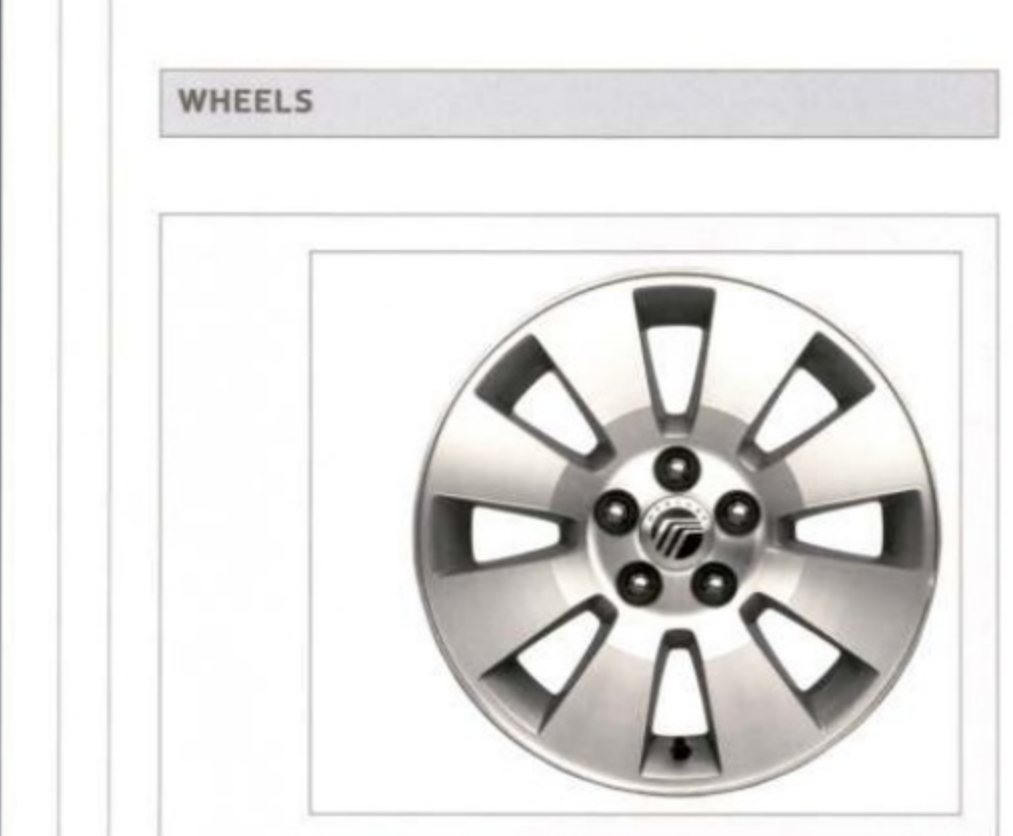
FORD MOTOR COMPANY INSURANCE SERVICES

Choose the insurance program that's designed for your vehicle – Ford Motor Company Insurance Services. Our program helps you receive the rates and service you deserve. Call (877) 367-3847 or visit us at www.fordvip.com for a no-obligation quote. Insurance offered by American Road Services Company (in CA, American Road Insurance Agency), a licensed agency and subsidiary of Ford Motor Company.

Comparisons based on 2005 competitive models. (Truck-based Midsize SUVs) publicly available information and Ford certification data at time of printing. Following the publication of this brochure, certain changes in standard equipment, options, prices and the like, or product delays may have occurred which would not be included in these pages. Your Lincoln Mercury Dealer is your best source for up-to-date information. Lincoln Mercury reserves the right to change product specifications at any time without incurring obligations. Options shown or described in this brochure are available at extra cost and may be offered only in combination with other options or subject to additional ordering requirements or limitations.

For a personal demonstration of Mountaineer or other 2006 Mercury vehicles, visit your Lincoln Mercury Dealer today. Ask about the Mercury Commitment,® a comprehensive benefits package for all new Mercury owners.

WHEELS



17" MACHINED-ALUMINUM
Standard on all models



18" MACHINED-ALUMINUM
Available on Luxury and Premier

COLOR PALETTE COMBINATIONS

CONVENIENCE LUXURY PREMIER AVAILABLE

EXTERIOR PAINT COLORS for all models	
<input type="checkbox"/>	Oxford White
<input type="checkbox"/>	Vivid Red
<input type="checkbox"/>	Cashmere Tri-Coat*
<input type="checkbox"/>	Light French Silk
<input type="checkbox"/>	Charcoal Beige*
<input type="checkbox"/>	Silver Birch
<input type="checkbox"/>	Satellite Silver
<input type="checkbox"/>	Mineral Grey
<input type="checkbox"/>	Black

CLOTH SEAT TRIM	
<input type="checkbox"/>	Camel/Sand Inserts
<input type="checkbox"/>	Charcoal Black/Medium Light Stone Inserts

LEATHER SEAT TRIM	
<input type="checkbox"/>	Camel with Perforated Inserts
<input type="checkbox"/>	Camel/Sand Embossed Preferred Suede® Inserts
<input type="checkbox"/>	Charcoal Black with Perforated Inserts
<input type="checkbox"/>	Charcoal Black/Sand Embossed Preferred Suede Inserts

PLEASE REFERENCE ACCOMPANYING COLOR PALETTE TO VIEW EXTERIOR PAINT COLORS AND SEAT TRIM.

Mercury uses clearcoat paint for beauty and protection. All exterior colors are Metallic paint except for Oxford White and Black. *New for 2006.

NEW 06 MERCURY MOUNTAINEER



MERCURY | NEW DOORS OPENED

mercuryvehicles.com

CASHMERE TRI-COAT METALLIC: MOUNTAINEER PREMIER WITH AVAILABLE EQUIPMENT

© 2005 Lincoln Mercury, Ford Motor Company 06MMTRCAT VOL. 1