



# 2007 THE NEW EXPEDITION & ALL-NEW EXPEDITION EL





#### 4:30 p.m. Friday: Load 'em up —

The plan is to check out Glen Canyon, plus some other cool spots along the way, and still get the boys to Spring Training on time. Sound ambitious? Maybe. But we've tackled more in less time. With tons of room for kids, luggage, coolers, equipment and the all-important souvenirs, Expedition makes it easy.



## Increase your potential

Meet the new 2007 Ford Expedition and the all-new Expedition EL. They're built to encourage your family's adventurous nature — ready for everything from last-minute hikes at the park to long weekends on the lake, and all the special memories you'll create in between.

Expedition and Expedition EL share their bold good looks inside and out. Where you'll notice they differ is in cargo-carrying capability, since Expedition EL's longer wheelbase helps it serve up an extra 24 cu. ft. of cargo space behind the 3rd-row seat.

It's time to gather everybody, pack everything, and hit the road to anywhere. You're sure to conjure up some super-sized adventures in the new Expedition and the all-new Expedition EL.



**BOLD MOVES**





**7:00 a.m. Saturday: Haulin' down the highway —**  
 Feels great to be on the open road again. Nothing but good times ahead. And I love that we've got more than enough power to bring the boat along, even when we're loaded with kids and gear. What's a vacation without some water time?



## Expand your pull

New for 2007, the available towing capacity of Expedition's proven 5.4L Triton® V8 engine has increased to a maximum of 9200 lbs.\* That's a whole lotta pull. In fact, it's a full 1000 lbs. more than a Chevrolet Tahoe can manage.

The V8's efficient 3-valve head design maximizes its energy to give you a mighty 300 hp and 365 lb.-ft. of torque. It's coupled with a new class-exclusive 6-speed automatic transmission this year for a more satisfying launch feel.

Optional load-leveling rear air suspension helps deliver a smooth ride and confident handling regardless of the vehicle load. So bring all your big toys and get ready for some big fun.

Cargo and load capacity limited by weight and weight distribution.  
 \*4x2 model, when properly equipped with the optional Heavy-Duty Trailer Tow Package.



## Cleaner Than Ever —

Expedition's powertrain system is designed to significantly reduce emissions as compared to the previous generation. In states that follow federal emissions standards, smog-forming emissions should be down by 55%, hydrocarbon down by 42%, and nitrogen oxide down by 65%.



# Maximize your agility

You've got places to go, things to see, plus lots of people and stuff to take with you. Your life demands full-size utility, but your heart desires sporty maneuverability. Expedition is the answer.

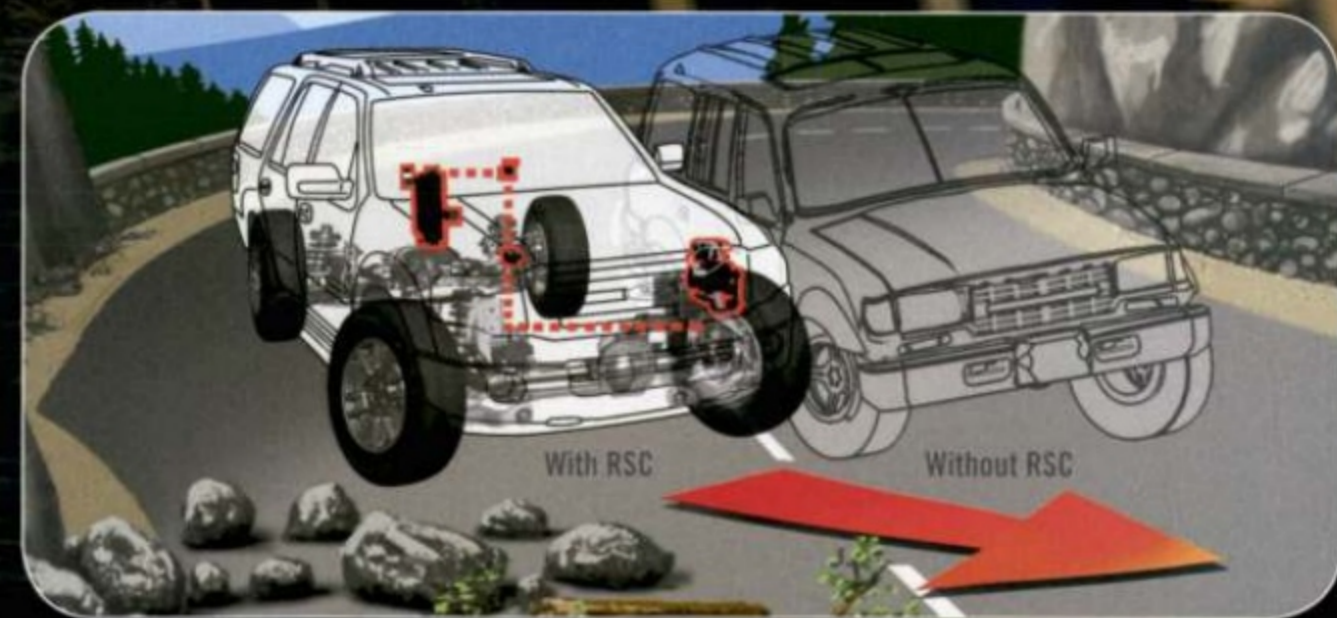
AdvanceTrac® with class-exclusive\* RSC® (Roll Stability Control), now standard on every Expedition, is an electronic stability enhancement system that actually measures what competitors' systems ignore or estimate. Our system features a vehicle-roll motion sensor in addition to AdvanceTrac's Anti-lock Brake System (ABS), traction control and yaw control. RSC uses the sensor to directly measure the vehicle's roll-rate at least 100 times every second, which helps determine when and how the system will apply individual brakes and modify engine power to help keep all 4 wheels firmly planted.

Expedition also features an all-new multilink independent rear suspension and monotube shocks at all 4 corners to help it deliver an improved ride and outstanding handling. At the end of the day, you'll really appreciate that both Expedition and Expedition EL are designed to tuck neatly in the garage.

\*Full-size SUV and Full-size Extended-length SUV classes, excluding other Ford Motor Company vehicles.

**Built-In Stability** — AdvanceTrac with RSC can help in many real-world situations, such as when you're making an emergency maneuver to avoid something in the road; driving on slippery surfaces like snowy, muddy, wet or gravel roads; or even just traveling on uneven surfaces, such as in construction zones.

Remember that even advanced technology cannot overcome the laws of physics. It's always possible to lose control of a vehicle due to inappropriate driver input for the conditions. For more information on AdvanceTrac with RSC, visit [www.fordvehicles.com](http://www.fordvehicles.com).



## 7:00 a.m. Saturday: No worries —

We've had beautiful weather and smooth sailing so far, but the really great thing? I know that even if the road gets challenging like it did for some of our friends, we can count on Expedition's sophisticated stability system (AdvanceTrac with RSC) to handle it with poise, just like they did.

# Exercise your capabilities

When you and your family need to get away from it all, you like to go where the wild things are. And Expedition 4x4 can't wait to take you there — along with all the gear you can grab.

Expedition's optional Control Trac® 4-wheel-drive system features a convenient 4x4 AUTO mode that senses when you're driving on a loose or slippery surface (like gravel, mud or snow) and automatically optimizes traction by transferring power to the appropriate wheels. Of course, it includes a 4x4 LOW mode for serious off-road venturing as well. Models equipped with Control Trac also include front tow hooks. A 4x4 Off-Road Package is optional on XLT 4x4 models. It adds black tubular step bars and skid plates to help protect the engine, transfer case and fuel tank.

As you'll soon discover, Expedition's all-new multilink independent rear suspension really shines off-road. Since each rear wheel reacts independently, Expedition easily maintains its composure, even over harsh, uneven surfaces. So get out there and roam.



## Trail Happy —

The new Expedition's increase in torsional rigidity, along with its stiffer frame, updated shocks and enhanced steering gear, translates to a **smoother ride and increased steering control**. It'll help keep the kids comfy while you hunt for your campsite down that unforgiving 2-track.

[www.fordvehicles.com](http://www.fordvehicles.com)



## 6:00 a.m. Sunday: Rise 'n' shine —

Our friends made it to the campsite without a problem (after all, they drive an Expedition too). So we'll start the day with a nice long hike, powered by the fresh-brewed coffee and bagels they thoughtfully brought along.


Expedition XLT in Redfire Metallic with available equipment





**10:00 a.m. Sunday: Cruisin' the big water —**

Everybody worked up a good sweat on our morning hike, so we decided to reward ourselves with a trip to Lake Powell. There's nothing we love more than wakeboarding, tubing and just plain soaking up some sun.





### Smart Packing —

This versatile new **cargo organizer** — standard equipment on Expedition EL — helps you keep all that extra space behind the 3rd-row seat neat and tidy. You can use the simple panel divider to split the space vertically or horizontally, creating either 2 distinct cargo areas or 2 tiers of shelf-like storage, whichever your cargo requires.



## Power your possibilities

Ever wish you had more time to spend on your adventures? You can — with Expedition's available PowerFold™ 3rd-row seat. Standard on Eddie Bauer and Limited, PowerFold opens up 85.5 cu. ft. of cargo space at the push of a button on Expedition EL. Chevrolet Suburban and GMC Yukon don't even offer a power-folding 3rd row, so their drivers have to spend time physically removing the seat before they can utilize a similar cargo area. The moral of the story: Expedition's class-exclusive PowerFold 3rd-row seat gets you packing in a hurry and leaves more time for fun.

With the 2nd- and 3rd-row seats folded flat onto the floor, Expedition provides 108.3 cu. ft. of cargo space. Expedition EL offers you a full 130.8 cu. ft., and both vehicles give you a level loadfloor that makes it easy to transport long, flat objects. You'll thank us after your first trip to the home improvement store.

Cargo and load capacity limited by weight and weight distribution.

**Push-Button Ease** — Expedition's available new **power liftgate** raises and lowers with the push of a button on your remote keyless-entry key fob. It doesn't get any easier than this, even when you're carrying a load of wakeboarding gear.



### 2:30 p.m. Sunday: Takin' it easy —

It's a relief to know that Expedition can carry all of our luggage and still have room for more. Plus, the PowerFold 3rd-row seat and power liftgate options make it really easy to reconfigure and load. The kids even like to crash out on the flat loadfloor when we stop for a bit in between adventures.





## Create your bliss

Expedition's all-new interior is all the more appealing when you realize that you're enjoying it in such relaxing quiet. In fact, this is the quietest Expedition ever. To help further isolate you and your family from the pesky road noise that's created by wind, tires and other outside influences, we used new materials in Expedition's headliner and dash panel in addition to class-exclusive Quiet Steel® laminate in the dash panel and oil pan. A new acoustic-laminate windshield and thicker side glass also help reduce wind noise in particular. The result of all this hard work? You can use your inside voice to address a 3rd-row passenger from the driver's seat. And vice versa.

Prefer to shake things up a bit? Activate Expedition's optional SIRIUS Satellite Radio\* and start surfing over 125 channels of coast-to-coast music, news, sports and entertainment. If you'd like, you can choose a favorite and listen to it all the way from Seattle to Miami.

Speaking of road trips, if you've been itchin' to scrap the paper maps and go digital, now's the time. Placed front and center for easy visual reference, Expedition's optional, voice-activated DVD-based Navigation System with intersection programming actually calls out upcoming street names for you.

\*See your Ford Dealer or contact SIRIUS at 1-888-539-7474 for more information.



### Audio Revolution –

Since the personal MP3 player is *the* hot gadget these days, we've equipped every Expedition sound system with a **new auxiliary audio input jack** to accommodate yours. Of course, all the CD players and changers still have the ability to read MP3-formatted CDs as well.

### 3:00 p.m. Sunday: Amusing ourselves –

Every family's got 'em – the inevitable road wars that go on between siblings sharing the back rows. Thankfully, our Expedition is filled with excellent audio options that help keep the drama to a minimum. We can listen to local radio, check out the nationwide channels on SIRIUS or plug in one of our MP3 players and call all the shots.



**SIRIUS**  
SATELLITE RADIO





# Delight your guests

With available seating configurations for 5 to 8 passengers and all sorts of entertainment options, you can think of Expedition as your family room on wheels.

New for 2007, Expedition's seat structures have been redesigned to help increase rider comfort on short and long trips alike. Supportive captain's chairs are now standard in the 1st row, while a 10-way power-adjustable driver's seat with power lumbar and recline is optional on XLT and standard on Eddie Bauer and Limited.

Some other crowd-pleasing features that are standard on Eddie Bauer and Limited include:

- Audiophile® Sound System
  - 6-disc in-dash CD changer with MP3 capability
  - 6 premium speakers plus a subwoofer
  - 340-watt peak output
  - Driver-adjusted, speed-compensated volume
  - Radio Data System (RDS)
- Dual-Zone Electronic Automatic Temperature Control
- Auto-Dimming Rearview Mirror
- Message Center
  - Average fuel economy
  - Outside temperature
  - Compass and more

## Comfort on Demand —

Expedition's class-exclusive heated and cooled front seats are standard on Limited and optional on Eddie Bauer. Pamper yourself with their 3 levels of warm and cool luxury.

## 6:00 p.m. Sunday: Mobile rest station —

All it takes is a couple of hours on the road with a fully loaded vehicle to make me thankful we opted for the heated and cooled front seats (for the big kids) and the rear-seat DVD player (for the little ones). This way we can arrive at each new destination feeling rested instead of testy.



## Cinema on the Go —

Expedition's optional Rear-Seat DVD Entertainment System features a new, larger 8" color LCD screen that'll keep them happily occupied for hours. The system also includes an infrared remote control and 2 sets of wireless headphones so you can drive in blissful quiet.

## Instant Refresher —

Expedition's optional power moonroof includes a sunshade and a convenient one-touch-open feature for quick access to fresh air. This everyday luxury is accompanied by a mini-overhead console with map lights and a sunglasses storage bin.



## Change your plans

Your days are anything but predictable. Not to worry. Expedition's interior is built to go with the flow. Making a run to the warehouse club? With the available class-exclusive PowerFold™ 3rd-row seat, you can open up extra cargo space at the touch of a button. Treating the kids and their friends to an impromptu ice cream outing? Load 'em up with confidence. Expedition's outstanding interior roominess will help keep everybody happy along the way. Your 3rd-row riders will enjoy best-in-class leg room, while 2nd-row passengers get their own set of audio and climate controls on the backside of Expedition's large center floor console. When they're this comfy, you can keep adding trips until the errands are done.

**Within Easy Reach** — Expedition's class-exclusive CenterSlide™ feature is the center section of the standard 2nd-row 40/20/40 split-folding seat. It can be especially helpful if you have a little one in a child seat secured to that position, since it enables you to pull the 20% portion of the seat forward almost 11" for easy access from the 1st row.



### 7:30 a.m. Monday: On the road again —

Fully rejuvenated by another night of open-air sleeping, we're setting out for the main attraction. Made a few seating and cargo adjustments this morning so we could move some of the kids around (whatever keeps the peace). Of course, everything and everyone still fits. And we're still on schedule.



**Serious Multitaskers** — For starters, Expedition's optional 2nd-row captain's chairs can be reclined. You can also flip and fold them to gain access to the 3rd-row seat. And you can place them into a full kneeling position to create a flat load surface for your cargo.



## Help protect your loved ones

The safest Expedition ever\* makes it easy, with new standards like front-seat side airbags and our first-in-class Safety Canopy™ System joining our class-exclusive Personal Safety System® (PSS). The Safety Canopy System features side-curtain airbags that are larger than on the previous generation and enhance protection for all 3 rows of outboard-seated occupants in certain types of side-impact events. And the innovative PSS uses a network of sensors to enhance protection for the driver and front passenger in certain frontal collisions. It customizes the deployment of Expedition's dual-stage front airbags based on several criteria, including the driver's seat position, whether the front safety belts are in use, and the overall severity of the impact.

Also new for 2007, Expedition's stroking steering column functions similarly to a shock absorber, working in conjunction with your safety belt and front airbag to help reduce the impact to your chest in the event of a frontal crash.

And to help increase your control and peace of mind, AdvanceTrac® with class-exclusive RSC® (Roll Stability Control) is standard on every Expedition for 2007.

\*Based on internal Ford safety testing results.



### 10:00 a.m. Monday: Nearly speechless —

I don't think I've seen a natural sight more stunning than the canyon. And I know I haven't seen a sight more reassuring than all the safety and security equipment on my Expedition. It's good to know I have that much help protecting my family.



# Find your match

The new 2007 Ford Expedition and all-new Expedition EL are both available in your choice of 3 well-equipped models: the capable XLT, the sophisticated Eddie Bauer, and the luxurious Limited. Choose the one that fits you and your family best — and start your adventures today.

**XLT** — 17" aluminum wheels • Black lower bodyside moldings and bumpers • Chrome door handles • Fog lamps • Black, power sideview mirrors with security approach lamps • Black roof side rails • Black running boards • AM/FM stereo with single-CD with MP3 capability • 1st-row captain's chairs with 6-way power driver's seat with manual lumbar • 2nd-row 40/20/40 split bench seat with CenterSlide™ feature • 3rd-row 60/40 split fold-flat-to-floor bench seat • Overhead console • Illuminated entry with theater-dimming feature • 2nd-row map lights

**Eddie Bauer** — 17" machined-aluminum wheels • 18" machined-aluminum wheels\* • Pueblo Gold lower bodyside moldings, wheel-lip moldings and bumpers • Pueblo Gold running boards • Black, power, heated sideview mirrors with memory, security approach lamps and integrated turn signals • Two-tone leather-trimmed seats with 1st-row captain's chairs • Driver's-seat memory feature • Dual-zone Electronic Automatic Temperature Control • Message center • Leather-wrapped steering wheel with secondary controls • Audiophile® Sound System with AM/FM stereo and 6-disc in-dash CD changer with MP3 capability

**Limited** — 18" chrome-clad wheels • Monochromatic appearance • Chrome exhaust tip • Chrome roof side rails • Body-color, power-folding, heated sideview mirrors with memory, security approach lamps and integrated turn signals • Headlamps with blackout treatment • 10-way power-adjustable heated and cooled 1st-row leather-trimmed low-back bucket seats including power lumbar and power recline

\*Standard on Expedition EL models only.

Each series includes the standard equipment of the previous series, except where additions/exceptions are noted.

## 1:00 p.m. Tuesday: Bringin' it home —

So we made it. Spring Training has officially begun — and our boys couldn't be more excited to start the season. Hopefully, all that bonding they did on the road trip will serve them well throughout their team-focused summer.

www.fordvehicles.com



Expedition EL XLT in Silver Birch Metallic, Expedition Limited in Pueblo Gold Metallic and Expedition Eddie Bauer in Dark Copper Metallic

# Genuine Ford Accessories

Engineered by Ford for excellent fit and long-wearing durability, Genuine Ford Accessories offer you serious style and quality. When installed by your Ford Dealer at the time of purchase, they're backed by a 3-year/36,000-mile Limited Warranty.\* And now, Ford's vehicle Accessorizer puts personalization in the fast lane. This exciting new online tool lets you see how Genuine Ford Accessories will look on your new Expedition, Expedition EL or any other Ford, Lincoln or Mercury vehicle. Take it for a test drive at [fordaccessoriesstore.com](http://fordaccessoriesstore.com).

\*12-month/12,000-mile limited warranty if Genuine Ford Accessories are not installed by a Ford Dealer or are purchased after initial vehicle sale. See your dealer for Limited Warranty details.

Moonroof Deflector

Bug Shield

Chrome Exhaust Tip



Cargo Tray



Chrome Exhaust Tip



Trailer Hitch Drawbar



All-Weather Vinyl Floor Mats



Remote Start System



Mobile-Ease™



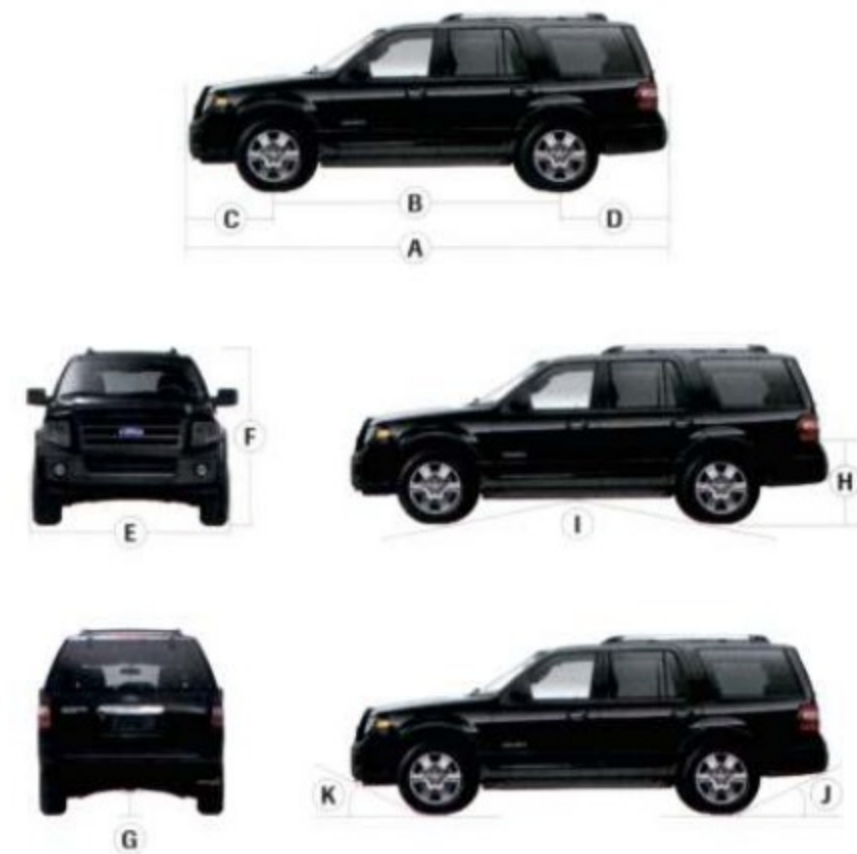
[fordaccessoriesstore.com](http://fordaccessoriesstore.com)



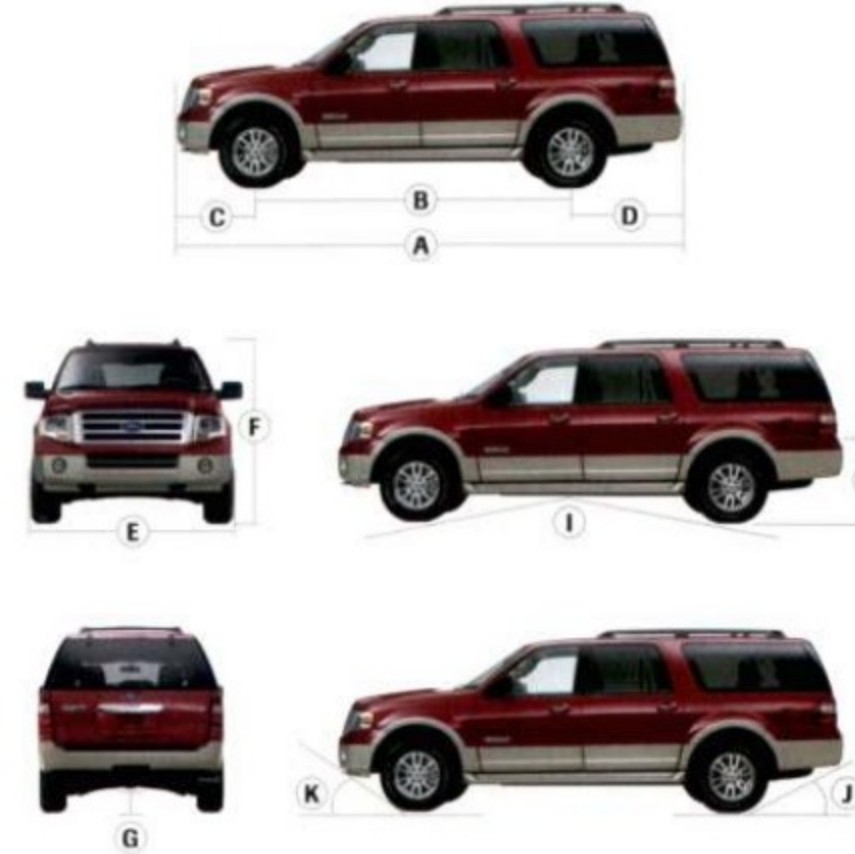
# SPECIFICATIONS

## DIMENSIONS

### EXPEDITION



### EXPEDITION EL



#### EXTERIOR

A. Overall length	206.5"	221.3"
B. Wheelbase	119.0"	131.0"
C. Overhang - front	39.2"	39.2"
D. Overhang - rear	48.3"	51.1"
E. Width (excluding mirrors)	78.8"	78.8"
Width (including mirrors)	91.8"	91.8"
Width (mirrors folded)	79.7"	79.7"
F. Height (with options)	77.2"	77.7"/78.3"
G. Ground clearance (minimum running)	8.7"	8.7"
H. Liftover height	34.4"	35.3"/35.9"
I. Ramp breakover angle	18.4°/18.3°	17.6°/18.7°
J. Angle of departure	21.4°/21.5°	20.1°/20.9°
K. Angle of approach	22.8°/22.6°	23.1°/24.1°

#### EXPEDITION (4x2/4x4)

#### EXPEDITION EL (4x2/4x4)

#### INTERIOR

##### 1st Row

Head room	39.6"	39.5"
Shoulder room	63.2"	63.2"
Hip room	60.2"	60.2"
Leg room	41.1"	41.1"

##### 2nd Row

Head room	39.8"	39.7"
Shoulder room	63.7"	63.7"
Hip room	59.9"	59.9"
Leg room	39.1"	39.1"

##### 3rd Row

Head room	38.3"	38.0"
Shoulder room	51.9"	67.1"
Hip room	50.2"	51.8"
Leg room	37.7"	37.7"

#### Cargo Volume (cu. ft.)

Maximum cargo volume	108.3	130.8
Behind 2nd row	55.0	85.5
Behind 3rd row	18.6	42.6

Cargo and load capacity limited by weight and weight distribution.

## STANDARD FEATURES

### MECHANICAL

5.4L 3-valve Triton® V8 engine  
6-speed automatic transmission with overdrive  
4-wheel independent suspension with coil-over shocks - Front: double wishbone, Short- and Long-Arm (SLA) design; rear: multilink design  
4-wheel power disc brakes with Anti-lock Brake System (ABS), Brake Assist and Electronic Brakeforce Distribution (EBD)  
AdvanceTrac® with RSC® (Roll Stability Control)  
Battery saver  
Body-on-frame construction  
Control Trac® 4-wheel-drive system (4x4 models only)  
Fuel tank - 28-gallon capacity (33.5-gallon on Expedition EL)  
Non-limited-slip rear axle - 3.31 ratio (4x2 only); 3.73 ratio (4x4 only)  
Spare tire - Full-size  
Stabilizer bars - Front and rear  
Variable-assist, power rack-and-pinion steering

### SAFETY/SECURITY

Personal Safety System® for driver and front passenger - Includes dual-stage front airbags,\* safety belt pretensioners, safety belt energy-management retractors, safety belt usage sensors, driver's-seat position sensor, crash severity sensor and restraint control module  
Adaptive stroking steering column  
Autolock - Doors lock automatically when driving  
Belt-Minder® safety belt reminder  
Child-safety rear door locks  
Front-seat side airbags  
LATCH - Lower anchors and tether anchors for child-safety seats on rear-outboard seat locations  
Safety belts - 3-point for all outboard positions and 2nd- and 3rd-row center positions  
Safety Canopy™ System  
SecuriLock® passive anti-theft system  
Side-intrusion door beams  
Tire Pressure Monitoring System

### SEATING

1st-row captain's chairs or low-back buckets - Model specific (see chart on page 26)  
2nd-row 40/20/40 split bench with CenterSlide™ seat (slide-forward feature for center section) - Reclines and folds flat to floor; E-Z entry on both sides to 3rd row

### INTERIOR

Accessory delay for power features  
Air conditioning  
Assist handles - 1st row (2) and 2nd row (2)  
Automatic headlamps  
Auxiliary audio input jack  
Cargo organizer (Expedition EL only)  
Cruise control - Steering wheel-mounted  
Cupholders - 9  
Door-trim panels with map pockets and cupholders (up to 20-ounce)  
Floor console - Storage bin, coin holder, rear audio controls, 2 headphone jacks, 4 cupholders, power point, auxiliary audio and climate controls and pen holder  
Floor mats - Carpeted 1st and 2nd rows  
Head restraints - All outboard positions and center of 2nd row (if equipped with standard 40/20/40 split bench)  
Height-adjustable shoulder belts - 1st-row outboard positions  
Instrumentation - Analog with voltmeter, speedometer/odometer, tachometer, and oil pressure, water temperature and fuel gauges  
Lights - Glove compartment, front dome/map and rear cargo area; illuminated entry and theater lighting  
Power door locks with child-safety rear door locks  
Power driver's seat - 6-way  
Power points - 1st row (1), 2nd row (1), and rear cargo area (1)  
Power windows - With one-touch-down driver's-side feature  
Rear floor air ducts  
Sun visors - Dual-blade  
Tilt steering column

\*Always wear your safety belt and secure children in the rear seat.

### EXTERIOR

Antenna - Concealed in rear quarter glass  
Door and liftgate handles - Chrome  
Fog lamps  
Headlamps - Complex-reflector system with integral park/turn-signal indicators (blackout treatment on Limited)  
Liftgate with flip-up glass  
Lower bodyside moldings - Black molded-in-color on XLT; Pueblo Gold-painted on Eddie Bauer; body-color-painted on Limited  
Mirrors - Power sideview with security approach lamps and fold-away design (includes heat, turn signals and memory on Eddie Bauer and Limited; power-folding on Limited)  
Privacy glass (rear doors, quarter windows and rear window)  
Rear-window defroster  
Remote keyless-entry system - 2 key fobs  
Roof side rails - Raised  
Taillamps - Complex reflectors with two-tone color lenses and built-in backup lighting  
Tow hooks - Front (4x4 only)  
Trailer Tow - Class III receiver with 4-pin connector  
Wheels - 17"  
Windshield wipers - Front: speed-sensitive, 2-speed variable-intermittent; rear: intermittent with washer

Horsepower, torque, fuel economy numbers and comparisons based on 2006 competitive models, publicly available information and Ford certification data at the time of printing. Some features discussed may be optional. Vehicles shown may contain optional equipment. Features shown may be offered only in combination with other options or subject to additional ordering requirements or limitations. Dimensions shown may vary due to optional features and/or production variability. Following publication of the catalog, certain changes in standard equipment, options and the like, or product delays may have occurred which would not be included in these pages. Your Ford Dealer is the best source for up-to-date information. Ford Division reserves the right to change product specifications at any time without incurring obligations.



# SPECIFICATIONS


## INTERIORS



Stone Cloth  
Standard on XLT



Stone Leather  
Optional on XLT



Stone Leather  
with Perforated Inserts  
Standard on Limited



Camel Cloth  
Standard on XLT



Camel Leather  
Optional on XLT



Charcoal Black Cloth  
Standard on XLT



Charcoal Black Leather  
Optional on XLT



Charcoal Black Leather  
with Perforated Inserts  
Standard on Limited



Charcoal Black Leather  
with Camel Inserts  
Standard on Eddie Bauer



Greystone Leather  
with Camel Inserts  
(Camel environment)  
Standard on Eddie Bauer



Charcoal Black Leather  
with Caramel Perforated Inserts  
Standard on Limited

### STONE

### CAMEL

### CHARCOAL BLACK

### XLT

- Oxford White
- Pueblo Gold Metallic
- Redfire Metallic
- Dark Blue Pearl Metallic\*
- Silver Birch Metallic
- Carbon Metallic\*
- Black

### EDDIE BAUER

- Oxford White
- Redfire Metallic
- Dark Blue Pearl Metallic\*
- Carbon Metallic\*
- Black
- Dark Copper Metallic

### LIMITED

- Pueblo Gold Metallic
- Carbon Metallic\*
- Black
- White Sand Tri-Coat Metallic\*
- Dark Copper Metallic

\*New for 2007.

## EXTERIORS



Oxford White



Pueblo Gold Metallic



Redfire Metallic



Dark Blue Pearl Metallic



Silver Birch Metallic



Carbon Metallic



Black



White Sand Tri-Coat Metallic



Dark Copper Metallic

Ford uses clearcoat paint for beauty and protection. Colors shown are representative only. Not all colors are available on all models. See your dealer for actual paint/trim options. Vehicles shown may contain optional equipment.

### New Vehicle Limited Warranty

We want your Ford Expedition or Expedition EL ownership experience to be the best it can be. So under this warranty, your new vehicle comes with 3-year/36,000-mile Bumper-to-Bumper Coverage, 5-year/50,000-mile Safety Restraint Coverage, and 5-year/unlimited-mile Corrosion (Perforation) Coverage — all with no deductible. Please ask your Ford Dealer for a copy of this limited warranty.

**Ford Credit** Get the ride you want. Whether you plan to lease or finance, you'll find the choices that are right for you at Ford Credit. Ask your Ford Dealer for details, or check us out at [www.fordcredit.com](http://www.fordcredit.com).

**Ford Motor Company Insurance Services** Get Ford Motor Company quality in your auto insurance. Our program offers industry-leading benefits and competitive rates. Call 1-877-367-3847, or visit us at [www.fordvip.com](http://www.fordvip.com) for a no-obligation quote. Insurance offered by American Road Services Company (in CA, American Road Insurance Agency), a licensed agency and subsidiary of Ford Motor Company.

**EXTENDED SERVICE PLAN** For a purchase or lease, the Ford Extended Service Plan (ESP) gives you "Peace-of-Mind" protection designed to cover key vehicle components and protect you from the cost of unexpected repairs. Ask your dealer for an ESP, the only service contract backed exclusively by Ford and honored at all Ford Lincoln Mercury dealerships.

**GENUINE ACCESSORIES** Genuine Ford Accessories are designed and engineered specifically for Ford vehicles. Visit our website at [www.fordaccessoriesstore.com](http://www.fordaccessoriesstore.com) to use the Accessorizer, and to learn about complete accessory details and purchase instructions.



# Expanded

their horizons *and*  
kept our promise to make  
the most of family time.  
They're learning through  
real road trips —  
not just in books.



**BOLDMOVES**

© 2006 Ford Motor Company 07EXPDCAT  
Litho in USA on recycled paper (20% post consumer)