

REC VEHICLES

SPRINT, PICKUPS,
SUBURBAN, JIMMY,
CUSTOM VANS,
MOTOR HOMES,
RALLY, GAUCHO, GYPSY




1977 GMC

GMC Pickups — brawny, versatile and comfortable

The basic Pickup design provides you with a versatile vehicle that quickly adapts to meet most camper and trailer needs. With the right equipment, you can accommodate travel trailers as well as boat and utility trailers or shell and slide-on camper units. Available 4-wheel-drive models give you off-road travel capability into remote camping, fishing, hunting and recreational sites.

GMC Wideside Pickup models provide a firm bedding for most slide-on camper bodies. Eight-foot box, rounded wheelhousing and a quick-release, on/off tailgate feature help relieve much of the work of mounting and unmounting camper bodies. With available dual rear wheels you get a GVW rating up to 10,000 lbs. Available camper equipment packages provide GMC Pickups with heavy-duty equipment and power team combinations for dependable travel close to home or across a continent.



Camper Special Chassis Equipment packages are available on three-quarter and one-ton C/K models equipped with V8 engines and available four-speed manual or automatic transmissions. The basic package provides for special nameplates with GCW rating, camper body wiring harness, heavy-duty front stabilizer bar, heavy-duty front and rear springs (standard on some models) and increased radiator capacity in combination with available automatic transmission.

The Deluxe Camper Package provides for the equipment listed in the previous package plus front Elimi-Pitch stabilizers for camper body cab-over section and cargo box mounted shock absorbers for camper body fore and aft pitch control. The accom-

panying charts can help you spec your Pickup to meet your camper size and weight requirements. See your GMC dealer for full details.

panying charts can help you spec your Pickup to meet your camper size and weight requirements. See your GMC dealer for full details. Required power brake and heavy-duty power brake

systems (standard on some models) are computer matched to available GVWR's. Standard floating caliper-type front disc brakes require an audible wear sensor warning device. Rear

drum brakes are air-finned cast iron for efficient heat dissipation and cooling. With available factory- or dealer-installed trailer hitches and weight distributing platform hitches you can tow up to 17,000 lbs. by properly selecting available driveline components.

Passenger Comfort for Six GMC Crew Cab models offer four-door convenience and passenger seating for six. Available dual rear wheels on two- and four-wheel-drive models provide GVWR's up to 10,000 lbs. Available Sierra Classic trim includes: front and rear full-width, foam-padded bench seats trimmed in choice of custom vinyl or ribbed pattern, custom velour cloth and vinyl; color-keyed door trim panels with wood-grained inserts; expandable vinyl storage pockets on front door trim panels; full instruments and bright appearance items.

Pickup Camper Equipment Selector Guide

GMC Model	C-20903 Crew Cab		C-20943 Bonus Cab		With Single Rear Wheels C-30903 Pickup		With Dual Rear Wheels C-30943 Pickup		K-2500 K-3500 Pickup		With Dual Rear Wheels C-30903 K-30903 Pickup		C-30943 K-30943 Pickup	
	Pickup	Crew Cab	Pickup	Crew Cab	Pickup	Crew Cab	Pickup	Crew Cab	Pickup	Crew Cab	Pickup	Crew Cab	Pickup	Crew Cab
Camper Body Type	Cab Over		Cab Over		Cab Over		Cab Over		Cab Over		Cab Over		Cab Over	
Max. Camper Body Length	10 1/2-11 feet		10 1/2-11 feet		10 1/2-11 feet		11-12 feet		10 1/2-11 feet		11-12 feet		11-12 feet	
Required GVW Rating (lbs.)	8,200		9,000		9,600		10,000		10,400		9,200*		10,000	
Required Minimum Equipment*	Heavy-duty		Heavy-duty		Heavy-duty		Heavy-duty		Std.		Std.		Std.	
Front Stabilizer	Heavy-duty		Heavy-duty		Heavy-duty		Heavy-duty		Std.		Std.		Std.	
Front Springs, ea. lbs.	1,900		1,900		2,000		1,900		2,000		1,850		2,250	
Rear Springs, ea. lbs.	2,850		3,500		3,500		3,750		2,800		3,500*		3,750	
Front and Rear Shock Absorbers	Heavy-duty		Heavy-duty		Heavy-duty		Heavy-duty		Heavy-duty		Heavy-duty		Heavy-duty	
Camper Body Wiring Harness	Included		Included		Included		Included		Included		Included		Included	
Engine—Std.	350 V8		350 V8		350 V8		350 V8		350 V8		350 V8		350 V8	
Avail.	454 V8		454 V8		454 V8		454 V8		454 V8		400 V8		400 V8	
Transmission—Std.	4-Speed †		Automatic ‡		4-Speed		4-Speed		4-Speed		4-Speed		4-Speed	
Avail.	Automatic ‡		Automatic ‡		Automatic ‡		Automatic ‡		Automatic ‡		Automatic ‡		Automatic ‡	
Brakes, Service, H.D. Power	Available		Available (Std.)		Available (Std.)		Available (Std.)		Available		H.D. Power (Std.)		H.D. Power (Std.)	
Tires—Avail.	9.50-16.5D		9.50-16.5D		9.50-16.5D		8.75-16.5C Dual Rear		8.75-16.5C Dual Rear		9.50-16.5E		7.50-16.5D Dual Rear	
Avail.	7.50-16E (C-20903)		7.50-16E (C-20903)		7.50-16E (C-30903)		8.75-16.5C Dual Rear		7.50-16.5E		8.75-16.5E		8.75-16.5D Dual Rear †	

*Included in basic Camper Special Equipment.
 †4-Speed Transmission optional for C-20903 models, based on K-3500 models, not available with 400 V8.
 ‡Includes increased capacity radiator.
 *K-3500

The maximum camper body length and the camper body, passengers and equipment weight cannot vary from the recommendations shown on the chart, but the total loaded weight going down the road cannot exceed the GVW rating. Center of gravity for camper body should be 4" in front of the center of the rear axle.

ADDITIONAL AVAILABLE ENGINE AND CHASSIS EQUIPMENT INCLUDES: Power Steering, 61-Amp. Generator, 4000 Watt H.D. Battery, Locking Differential Rear Axle, Heavy-Duty Radiator in combination with 4-Speed Manual Transmission, Sliding Rear Window, ComfortRit Steering Wheel, Engine Oil Cooler and Dealer Installed Accessories including Automatic, Transmission Auxiliary Oil Cooler.

Some of the equipment shown or mentioned is optional at extra cost.

Pickup Trailer Towing Equipment Selector Guide

Gross Combination Weight (GCW) Includes Loaded Truck & Trailer Weights With Available Power Teams

Model	Engine	Transmission	GCW IN LBS. BY AXLE RATIO												
			8,000	8,500	9,500	10,500	11,000	11,500	12,500	13,500	14,500	17,000			
C-1500	350-4	Hydra-matic 4-Speed	3.07	3.40	3.73	—	—	—	—	—	—	—	—	—	—
		Hydra-matic 4-Speed	—	3.40	3.73	—	—	—	—	—	—	—	—	—	—
C-2500	350-4	Hydra-matic 4-Speed	—	—	3.73	4.10	—	4.56	—	—	—	—	—	—	—
		Hydra-matic 4-Speed	—	—	3.73	4.10	—	4.56	—	—	—	—	—	—	—
C-3500	350-4	Hydra-matic 4-Speed	—	—	3.73	4.10	—	4.56	—	—	—	—	—	—	—
		Hydra-matic 4-Speed	—	—	3.73	4.10	—	4.56	—	—	—	—	—	—	—
K-1500	350-4	Hydra-matic 4-Speed	3.07	—	3.73	4.11	—	—	—	—	—	—	—	—	—
		Hydra-matic 4-Speed	3.07	—	3.73	4.11	—	—	—	—	—	—	—	—	—
K-2500	350-4	Hydra-matic 4-Speed	—	—	—	4.10	—	—	—	—	—	—	—	—	—
		Hydra-matic 4-Speed	—	—	—	4.10	—	—	—	—	—	—	—	—	—
K-3500	350-4	Hydra-matic 4-Speed	—	—	—	4.10	—	4.56	—	—	—	—	—	—	—
		Hydra-matic 4-Speed	—	—	—	4.10	—	4.56	—	—	—	—	—	—	—
GCW	Trailer Nameplate	—	8,000	—	10,000	—	—	—	—	—	—	—	—	—	

Minimum Equipment Required for Trailering Special Packages (Z82)

Models	C-1500	C-2500	C-3500	K-1500	K-2500	K-3500
Generator	Avail. 61-amp—Included with Air Conditioning					
Cooling	Avail. Heavy-duty—Not required when Air Conditioning or Turbo Hydra-matic is specified					
Brakes, Power	(J55)	(J55)	(J55)	Std.	(J55)	(J55)
Springs	H.D. Rear (G50)	Std.	Std.	Std.	Std.	Std.
Tires: Regular Cab	H78-15B	8.75-16.5C	8.75-16.5C	L78-15B	8.75-16.5C	8.75-16.5C
Crew Cab	—	9.50-16.5D	9.50-16.5E	—	9.50-16.5D	9.50-16.5E Dual Rear Wheels

Suburban...

Suburban models combine great styling and passenger comfort. One-half and three-quarter ton models are available with two or four-wheel drive and offer GVW ratings up to 8,400 lbs. With available middle and rear passenger seats removed you get an interior load space of 144 cubic feet with a payload capacity of 3,220 lbs. on three-quarter ton models with available equipment. Proper selection of engine and driveline components enables you to tow gross combination weights of up to 14,500 lbs.



Suburban Trailer Towing Equipment Selector Guide

Model	Engine	Transmission	GCW IN LBS. BY AXLE RATIO*													
			6,000	6,500	8,000	8,500	9,500	10,500	11,000	11,500	12,500	13,500	14,500			
C-1500	250-1	Hydra-matic	3.73	4.11	—	—	—	—	—	—	—	—	—	—	—	—
	350-2	3-Speed	3.73	4.11	—	—	—	—	—	—	—	—	—	—	—	—
		4-Speed	—	—	3.07	3.40	3.73	4.11	—	—	—	—	—	—	—	—
C-2500	350-2	4-Speed	4.10	4.56	—	—	—	—	—	—	—	—	—	—	—	—
	350-4	Hydra-matic	—	—	—	—	3.73	4.10	—	4.56	—	—	—	—	—	—
	454-4	4-Speed	—	—	—	—	3.73	4.10	—	4.56	—	—	—	—	—	—
K-1500	350-2	3-Speed	3.73	4.11	—	—	3.73	4.11	—	—	—	—	—	—	—	—
	350-4	Hydra-matic	—	—	3.07	—	3.73	4.11	—	—	—	—	—	—	—	—
	400-4	4-Speed	—	—	3.07	—	3.73	4.11	—	—	—	—	—	—	—	—
K-2500	350-2	3-Speed	4.10	4.56	—	—	—	—	—	—	—	—	—	—	—	—
	350-4	Hydra-matic	—	—	—	—	—	—	4.10	—	—	—	—	—	—	—
	400-4	4-Speed	—	—	—	—	—	—	4.10	—	—	—	—	—	—	—

*Gross Combination Weight (GCW) Includes Loaded Truck & Trailer Weights With Available Power Teams. Minimum Equipment Required for Trailer Special Packages: (RPO 282) which includes power steering, H.D. battery, nameplates. To obtain (RPO 282) the following must be ordered: M20/M40 transmission, (K-76) generator, heavy-duty cooling, L78-15B tires, (G-50) springs and J55 brakes. See your GMC dealer for details.

Jimmy...

Jimmy can accommodate your needs in comfort and style with seating available for up to five, ample cargo space, two and four-wheel drive models and an available Trailering Package that includes heavy-duty battery, power steering, nameplates and provisions for gross combination weight ratings up to 11,000 lbs. Lets you tow camper or utility trailers up to 6,400 lbs. Standard fiberglass reinforced rear roof section with available companion front bucket and three-passenger rear bench seat lets five ride inside. An available soft top lets you ride with the sides rolled up or with the top compactly folded away.



Jimmy Trailering Guide

Model	Engine	Transmission	GCW IN LBS. BY AXLE RATIO					
			8,000	8,500	9,000	9,500	10,000	11,500
C-1500	305-2	4-Speed or Auto.	4.11	—	—	—	—	—
C-1500	350-4	Hydra-matic	3.07	—	—	3.73	4.11	—
		4-Speed	—	—	—	3.73	4.11	—
K-1500	305-2	4-Speed or Auto.	4.11	—	—	3.73	4.11	—
K-1500	350-4	Hydra-matic	3.07	—	—	3.73	4.11	—
		4-Speed	—	—	—	3.73	4.11	—
K-1500	400-4	Hydra-matic	—	—	—	3.73	4.11	—
		4-Speed	—	—	—	3.73	4.11	—

GCW Shown on Trailering Special Nameplate 8000

Steering Variable Ratio, Hydraulic Power 8000

Battery H.D. 80 Amp-Hr.; (4000 Watts Capacity @ 0°F)

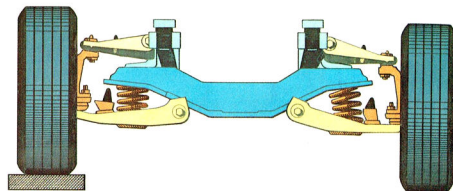
Nameplate 8,000, 10,000, & 13,000. (See GMC Dealer for full details)

Minimum equipment required for trailering special packages includes available 61 amp. generator (included with air conditioning), cooling (not required when air conditioning or Turbo Hydra-matic is specified), heavy-duty rear springs and R78-15B tires on 1500 Models.

Junior Motor Homes



Junior Motor Homes take full advantage of the proven light-duty forward control van design of GMC's Rally Camper Special model RCS. chassis are available in 125" and 146" wheelbase dimensions with standard 350 CID, 4-bbl. V8 or available 400 CID, 4-bbl. V8. Other standard equipment features include integral power steering automatic



transmission, power front disc brakes (heavy-duty power on 146" wheelbase) and front stabilizer bar. The 125" wheelbase models provide a GVW capacity of 8,900 lbs. with available dual rear wheels. The 146" wheelbase model with standard dual rear wheels, hefty 7500-lb. capacity rear axle and increased capacity springs provides a GVW rating of 10,000 lbs.

Junior Motor Home on G3500 Rally Camper Special Chassis

Wheelbases	125"	146"
GVW single rear wheels	8400 lbs.	—
dual rear wheels*	8900 lbs.	10,000 lbs.
Engine	350 or 400 V8	—
Transmission	Turbo Hydra-matic	—
Brakes	Power front disc/rear drum	—
Steering	Integral power	—
Suspension front	Independent Coil springs	—
rear	Two-stage Multi-leaf springs	—
Fuel Tank Capacity	30 Imp. Gal.	—

*Recommended

Some of the equipment shown or mentioned is optional at extra cost.

Rally

Rally Wagon and STX models are available in 110" and 125" wheelbase dimensions and in one-half, three-quarter and one-ton models, with comfortable available seating for up to twelve. Rally offers full glass, flip-out windows, concealed step at all passenger door locations, new color-keyed interiors and available front and rear air conditioning. A quick-release feature on the standard and available rear seats quickly converts Rally from a people mover to a cargo hauler. Rear catch hooks and front cam-type latches lock seats onto anchor pins in the floor anchor plates. Releasing the front latch allows seats to be quickly removed for maximum cargo utilization. With proper selection of available engine and available components you have added versatility for camper or utility trailers up to 6000 lbs.

Rally interiors feature available high or low-back front bench seats and rear passenger bench seat with embossed all-vinyl trim. Rally STX interiors feature available reclining, high-back swivel bucket seats with integral folding armrests, in custom vinyl or custom cloth and vinyl trim.



Standard Rally seating includes front driver and passenger bucket seats plus standard three-passenger rear bench seat. Seating for eight on 125" wheelbase, three-quarter and one-ton models is provided with available second rear passenger seat. Twelve-passenger seating capacity is available on 125" wheelbase, one-ton models with available four-passenger third rear seat.



Rally—our biggest wagon

GMC Rally Wagon and STX models with roomy passenger comfort and big cargo capacity are ideal for family vacation travel. Interior comfort and convenience features help ease the weary hours of long distance driving. Available AM or AM/FM radio and accessory 8-track stereo combinations provide listening entertainment and enjoyment. Available power steering. Comfort steering wheel and speed and cruise control provide convenience and reduced driving effort. GMC Rally offers generous cargo capacity and trailering capability.



Vandura/Rally Trailer Towing Equipment Selector Guide

Model	Engine	Transmission	GCW IN LBS. BY AXLE RATIO*							
			7,500	8,000	8,500	9,000	9,500	10,500	11,500	
G-1500 Vandura & Rally 110" W/B	305-2	Hydra-matic	3.07	—	—	—	—	—	—	—
	350-4		—	3.07	3.42	—	—	—	—	
G-1500 Vandura 125" W/B	305-2	Hydra-matic	3.07	—	—	—	—	—	—	—
	350-4		—	3.07	3.42	—	—	—	—	
G-1500 Rally 125" W/B	350-4	Hydra-matic	—	3.07	3.40	—	—	—	—	—
	400-4		—	3.07	—	3.40	—	—	—	
G-3500 Vandura	350-4	Hydra-matic	—	—	—	—	3.73	4.10	—	—
	400-4		—	—	—	3.21	—	3.73	4.10	
G-3500 Rally	350-4	Hydra-matic	—	—	—	—	3.73	4.10	—	—
	400-4		—	—	—	3.21	—	3.73	4.10	

Minimum Equipment required for Trailer Towing

Series Model	VANDURA			RALLY		
	G-1500	G-2500	G-3500	G-1500	G-2500	G-3500
Battery	Avail. H.D. Battery: 4000 Watts Capacity @ 0°F					
Cooling	Avail. 1 Heavy-duty included with Air Conditioning					
Generator	Avail. 61-Amp included with Air Conditioning					
Steering	Avail. Power					
Brakes	Avail. Power	Power—Standard			Power—Standard	
Springs, Rear	Avail. H.D.	Standard			Standard	
Tires	G78-15B	J78-15B Standard	8.75-16.5C		G78-15B	J78-15B Standard 8.75-16.5C

*Gross Combination Weight (GCW) Includes Loaded Truck & Trailer Weights With Available Power Teams.
†Included with Turbo Hydra-matic on G-2500 and G-3500 models.

Vandura

Lets You Be Creative

The same practical van value that makes Vandura a popular choice for straight commercial van applications also makes it an ideal choice for recreational and custom uses. Take advantage of Vandura's interior space to add customizing features to suit your tastes. Available equipment lets you start with the level of comfort and convenience you desire and the rest is up to you. Available equipment includes: AM or AM/FM radio, rear speaker for added music listening and enjoyment, speed and cruise control, power steering auto

matic transmission.

Comfortilt steering wheel and power brakes reduce driving effort and comfort. high-back driver and companion seats trimmed in choice of deeply embossed custom vinyl or custom cloth and vinyl in exciting new colors and patterns are available; passenger comfort with front and rear dual air conditioning, swing-out side door glass and roof air vent.

Available 110" and 125" wheelbase dimensions with GVW's up to 8,400 lbs. make Vandura models a popular choice for mini-motor home conversions.



Check with your GMC dealer on how to take imaginative advantage of all Vandura has to offer.

Available Trailering Special Packages give Vandura added versatility by providing a trailering GCWR capacity up to 11,500 lbs.



Gypsy/Fun Van




A New Option Package Which Gives the Van Customer a More Complete Base for His Own Custom Trim

MODELS: G1500-2500
The new Gypsy Option Package (ZM1) is available for all G-1500-2500 Vanduras on both 110" and 125" wheelbases. It is designed to provide custom van enthusiasts with a finished interior that they can use as it is or as an under surface for custom work including carpeting, padding or other interior upholstery.

The Gypsy's rear cargo area comes with a full-length plywood headliner. The walls, roof and upper

half of the doors are insulated with thick fiberglass. Over this insulation is mounted attractive chestnut colored plywood panelling. And a thick black vinyl mat with insulation covers the floor.



Gypsy Technical Information

SERIES		G-1500	G-2500
GVW Rating, Lbs.		5,400 and 5,600	6,400
		INDEPENDENT COIL SPRINGS	
Front Suspension, Cap., Lbs.		3,200	3,200
Springs, Front, Rated At Ground, Ea., Lbs.	Std.	1,600	1,600
Rear Suspension Axle, Rear, Cap., Lbs.		Semi-Floating	Semi-Floating
		3,100	3,500
Axle Ratio	Std.	3.42	3.40
Springs, Rear, Rated At Ground, Ea., Lbs.	Std.	1,600	1,700
Shock Absorbers	Std.	—	2,100
		1-in. Dia.	1-in. Dia.
Brakes, Service—Front	Std.	Vacuum/Hydraulic/Power Disc	Vacuum/Hydraulic/Power Disc
Rear	Std.	Drum	Drum
Clutch, Dia., in.	Std.	11	11
	With V8	11	12
Engine, Type	Std.	250 L6	292 L6
	Avail.	305 V8 (2-bbl.), 350 V8 (4-bbl.)	350 V8 (4-bbl.), 400 V8 (4-bbl.)
Steering	Std.	Manual	Manual
	Avail.	Power	Power
Transmission	Std.	3-Spd. Auto.	3-Spd. Auto.
	Avail.	17.5	17.5
Fuel Tank, Gals.	Std. GVW	F78-15B (4 PR)	F78-15B (4 PR)
Tires, Ply Rating	Avail. GVW	G78-15B (4 PR)	—

The driver's area features new swivel bucket seats. These high back bucket seats are trimmed in a choice of durable custom vinyl or attractive cloth and vinyl. Special color-keyed closing assist straps replace armrests for the front doors.

A new 14" square translucent plastic roof vent is also furnished. The vent is crank operated and includes a screen. And special Gypsy nameplates replace the standard Vandura plates.

Some of the equipment shown or mentioned is optional at extra cost.

Gaucha/Fun and Carry



New Options Package Which Helps Turn a Vandura Into An Exciting Travel Wagon.

MODEL: G2500
The new Gaucha options package (ZM4) is available for 125" wheelbase Series 2500 Vanduras. It is designed for the customer who wants a spacious, comfortable passenger vehicle with an extra-long cargo area.

Inside, the Gaucha features high back bucket seats up front plus a removable bench-type center seat. The passenger area is finished off in rich STX trim with tough all-vinyl or attractive cloth-and-

vinyl upholstery, cut-pile carpeting and woodtone accents on the door panels.

The rear cargo area comes with a color-keyed vinyl floor mat, full-length parchment-colored hard-board headliner with insulated foam backing and cargo tie-down provisions. Handy swinging windows on the right-hand sliding side door and left-hand wall are also included.

Outside, the Gaucha features bright lower body side moldings, chromed grille, bumpers and hubcaps, windshield reveal moldings, special side-marker lights with bright trim and taillamp trim, plus Gaucha



nameplates.

The Gaucha model is available only on a 125" wheelbase in the three-quarter-ton 2500 Series. A 292 CID In-Line six standard. Available V8 power choices include either a 350 CID or 400 CID engine. Automatic transmissions, front and/or rear air conditioning, AM or AM/FM radio, rear speaker assembly and translucent hand-cranked screened roof vent are also available. For additional available accessory equipment, see your GMC dealer.

Some of the equipment shown or mentioned is optional at extra cost.

Gaucha Technical Information

Series	G-2500	
GVW Rating, Lbs.	6,400	
Front Suspension, Cap. Lbs.	Independent Coil Springs	
Springs, Front, Rated At Ground, Ea., Lbs.	Std.	3,200
	Avail.	1,600
Rear Suspension	Semi-floating	
Axle, Rear, Cap., Lbs.	Std.	3,500
Axle Ratio	Std.	3.40
Springs, Rear, Rated At Ground, Ea., Lbs.	Std.	1,700
	Avail.	2,100
Shock Absorbers	Std.	1-in. Dia.
Brakes, Service—Front	Std.	Vacuum/Hydraulic/Power Disc
	Std.	Drum
	Std.	11
Clutch, Dia., in.	With V8	12
Engine, Type	Std.	292 L6
	Avail.	350 V8 (4-Bbl.)
	Avail.	400 V8 (4-Bbl.)
Steering	Std.	Manual
	Avail.	Power
Transmission	Std.	3-Spd. Auto.
	Avail.	17.5
Fuel Tank, Gals.	17.5	
Tires, Ply Rating	J78-15B (4 PR)	



Sprint

The Elegant, Practical Machine

Sprint offers pickup cargo carrying capability with sedan-like styling and comfort with available comfort and convenience equipment. The practical 6½-foot cargo box allows general

utility hauling while available dealer-installed factory trailer hitches provide for towing up to 4000 lbs. of trailer and load. Extra features like the air adjustable shock absorbers trim Sprint's attitude to compensate for varying tongue loads and help prevent bottoming out. Let your GMC dealer tell you more about Sprint.



Senior Motor Homes

They're big, beautiful, and available with almost every comfort you can think of and even if you've got a whole gang to go with, you can find one of these beauties that has just the right amount of spaciousness and comfort you're looking for.

GMC's Motor Home Chassis has become so popular with Motor Home buyers that it is now offered by every major Canadian Motor Home Manufacturer in conjunction with their bodies.

The illustrations or descriptions in this catalogue do not necessarily show standard colors, materials or equipment. General Motors of Canada Limited reserves the right to make changes at any time without notice in prices, colors, materials, equipment, specifications and models and also to discontinue models. This right may be exercised without incurring any responsibility to cars and trucks previously sold.

GENERAL MOTORS OF CANADA LIMITED • OSHAWA, ONTARIO

GMC
The Truck People from General Motors