

515 Pickups

GMC
TRUCK



WITH 160 HP 4.3L VORTEC V6 POWER

*Great Value
and Quality*

A BIG STEP UP FROM ORDINARY COMPACT PICKUPS


Continuing refinement has made GMC Truck S-15 Pickup one of the most popular compact trucks on the road. And for '89, the tradition of improvement goes on, with developments that make it a better truck for your needs... and a better value for your dollar.

Hottest V6 available in a compact truck. The available 4.3 Litre Vortec V6 with EFI (Electronic Fuel Injection) pumps out 160 net horsepower. That's more V6 power than any compact pickup can offer, excluding other GM vehicles.

Highest trailer-towing capacity available in its class. A properly equipped 2-WD S-15 can pull gross trailer weights up to 2722 kg (6000 lb) — more towing muscle than any compact pickup, exclusive of other GM vehicles.

New standard rear wheel anti-lock brake system. Helps provide stable, smooth stops, empty or loaded, on slick or dry pavement. (On 4x4 models, the anti-lock system operates only when in 2-WD.)

Insta-Trac 4-WD System. This advanced system eliminates the need to get out and lock, and later unlock,



4.3L EFI Vortec V6 Engine

the hubs. And the vehicle doesn't have to be stopped and backed up to shift into 2-WD. A new transfer case affords smooth, quiet operation.

POWER THAT SAYS MOVE UP... OR MOVE OVER

The available 4.3 Litre EFI (Electronic Fuel Injection) Vortec V6 engine opens up a whole new adventure in compact truck performance. The biggest, most powerful V6 in S-15 Pickup's class, it provides plenty of get-up when you want to go, plus high-torque pulling power for hauling big trailers or heavy cargo loads. You can also choose the available 2.8 Litre EFI V6 for lively performance in every driving situation. Or, in 2-WD applications, go with the standard 2.5 Litre Tech IV for smooth operation with impressive fuel efficiency. See page 14 for more on engines.

<i>Index</i>	PAGE
Sierra Classic Trim	4-5
High Sierra Trim	6-7
Sierra Trim	8-9
4x4 Features	10-11
Quality Features	12-13
Engines	14
Exterior Paints & Colours	15
Options	16-17
Advantage Order Packages	17
Technical Information	18
Standard & Available Equipment	19
Trailering/Owner Benefits	Back Cover



The lineup of S-15 Pickup models and accessories in this catalogue offers you the most choices for work or play.

Two-wheel drive Sierra Classic Club Coupe shown with available equipment. Tires are supplied by various manufacturers.

Sierra Classic

**STRICTLY
UPWARD
MOBILITY**

DISTINCTIVE LOOKS AND LUXURY

Sierra Classic elegance. It's everything you'd expect in a top-of-the-line trim package, and then some.

The street-smart exterior features bright trim, black accents and chromed front and rear bumpers with rub strips. Rally wheels add a dash of distinction to 2-WD models. All this plus a choice of eight solid exterior colours. Or add the custom touch of three available two-tone paint schemes.

COMFORT WITH CLASS

Step in and settle down in luxury that's more like a car than a truck. The comforts begin with a 3-passenger bench seat in your choice of Custom Cloth or Custom Vinyl. Or choose available high-back bucket seats in Custom Vinyl or Special Custom Cloth. Club Coupe models offer available reclining front bucket seats with an easy-entry feature on the front passenger seat to permit convenient access to the rear compartment.

Seat upholstery, full-floor carpeting and interior trim panels are coordinated in your choice of Saddle, Charcoal, Carmine or new Dark Blue.


EXTRA CONVENIENCE

Sierra Classic is big on standard features. It comes with full-gauge instrument cluster including a new high-accuracy quartz speedometer, floor carpeting, right-hand visor mirror, special interior trim panels, Rally wheels on 2-WD models and special exterior trim.



4 2-WD S-15 Sierra Classic Regular Cab Pickup shown with available equipment. Tires are supplied by various manufacturers.

Top: Sierra Classic Regular Cab interior with standard bench seat and Custom Cloth seat trim
Centre: Instrument panel places gauges where they're easy to see.



5 2-WD S-15 Sierra Classic Regular Cab Pickup with 2.26-m (7.4-ft) cargo box. Tires are supplied by various manufacturers.

High Sierra

HIGH STYLE AND GRAND COMFORT

A PICKUP THAT STANDS OUT

The handsome High Sierra trim package is designed to take you a step up from the standard S-15 Pickup, with added appearance, comfort and convenience equipment.

Outside, it features bright trim on the grille and headlamp bezels and a chromed bumper with black protective rubstrips. Bright wheel trim rings on 4-WD models, Rally wheels on 2-WD models, black body side and wheel opening moldings and bright taillamp trim enhance the uplevel image. You can add more distinction with available options such as two-tone paint.

The interior furnishings are as comfortable as they are attractive. The standard bench seat can be ordered

with rich Custom Cloth or Custom Vinyl trim in a choice of four colours. Or choose available high-back bucket seats with Custom Vinyl trim. High-back bucket seats with Special Custom Cloth trim are available for Club Coupe models. Underfoot, there's colour-keyed rubber floor covering over full floor insulation.

DRIVING PLEASURES

Standard conveniences include lighted glove box and ashtray, headlamp warning buzzer, cigarette lighter and Deluxe steering wheel.

BONUS SPACE WITH CLUB COUPE

Club Coupe is the versatile S-15 Pickup with loads of extra space inside for people or cargo. The

extended-cab design provides 0.52 cu m (18.4 cu ft) of space behind the 3-passenger front bench seat of the standard Sierra S-15 Pickup — plenty of room for luggage, tools or camping gear. The seat back folds forward for easy cargo loading. Other standard features include tinted glass all around and full floor insulation.

High Sierra and Sierra Classic Club Coupes are equipped to carry four passengers with high-back reclining front bucket seats and two folding rear jump seats. Club Coupe comes with a roomy 1.86-m (6.09-ft) cargo box on its 3122-mm (122.9-in) wheelbase. Most features, trim options and equipment for Regular Cab Pickup models also apply to Club Coupe.



S-15 High Sierra Club Coupe interior shown with standard bucket seats and Special Custom Cloth trim



4-WD S-15 High Sierra Club Coupe Pickup shown above left.

Tires are supplied by various manufacturers.

4x4 S-15 High Sierra Regular Cab Pickup shown above right

TOUGH TO BEAT FOR VALUE

Works hard. Looks good. Carries a big load of standard equipment. That's S-15 Sierra, the compact Pickup that delivers value you might not expect in a standard model.

Its rugged cargo box can haul up to 907 kg (2000 lb) of payload (including people and cargo) on the 2-WD long wheelbase Regular Cab model. And a properly equipped 2-WD S-15 Pickup can tow up to 2722 kg (6000 lb).

WIDE MODEL SELECTION

S-15 Sierra comes in a variety of model types to handle a wide range of jobs — 2-WD or 4x4, Regular Cab or Club Coupe, 2.26-m (7.4-ft) or 1.86-m (6.09-ft) box. Plus, it offers three engines to fit vehicle and job require-

ments, including two big V6s and a fuel-sipping L4. For special needs, three short wheelbase 2-WD models with Advantage Order Packages are available with specially selected equipment. See page 17 for further details.

BUILT FOR THE LONG RUN

S-15 Sierra comes on strong with big-truck features like double-wall construction for most of the sheet metal components and a rugged full frame of carbon steel. Single-piece cab/cargo box mounting brackets maintain correct cab-to-cargo box alignment at assembly and after years of heavy loads and hard driving. Available heavy-duty components can add even more muscle.

Sierra

A NEW STANDARD FOR "STANDARD"

EXTRA-VALUE FEATURES

Considering its very affordable price, S-15 Sierra delivers a remarkable number of standard features. It comes equipped with Custom Vinyl seat upholstery, AM radio, halogen-type headlamps (except Price Leader models), door-operated dome light, lockable glove box, parcel tray, key-in-ignition warning buzzer and full-size spare tire mounted on a winch-operated carrier (except Price Leader models). For '89, power brakes are standard on all models, and power steering is standard on all Pickups except Price Leader and Value Leader models.

The full-width, 3-passenger bench seat is ergonomically designed for comfort during a long day's work. Colour-coordinated interior items include door trim panels, headliner, instrument panel pad and dual sun visors.



Sierra interior shown with standard bench seat and Custom Vinyl seat trim



8 S-15 Pickup's cargo box sides and tailgate utilize tough, double-wall steel construction. Built-in eyes at each corner permit cargo tie-down.

A large 907-kg (2000-lb) payload capacity is available for an S-15 2-WD long wheelbase Regular Cab. Sierra model shown here with available equipment.

SHIFT-ON-THE-FLY CONVENIENCE

An S-15 4x4 Pickup is always ready to deliver the ground-gripping action of 4-wheel traction, without slowing down or stopping. Thanks to its Insta-Trac 4-WD system, you can shift the transfer case from 2-WD to 4-WD HIGH and back, at any speed.

Insta-Trac is way ahead of 4x4 systems that require you to get out to lock or unlock hubs, or to stop and reverse the truck to shift back in to 2-WD. Available with V6 engines, it includes a smoother, quieter transfer case in all applications.

Under the hood, there's a standard 2.8 Litre EFI V6 with plenty of go-power on the road or off. Or you can opt for the trail-blazing performance of the available 4.3 Litre EFI Vortec V6, the biggest, most powerful V6 in

*4x4
Insta-Trac*

MEANS INSTANT 4-WHEEL TRACTION

the compact pickup field. Along with its 160 horsepower, it also delivers 230 lb/ft of torque at 2800 RPM. That means your S-15 4x4 can really dig in and pull for cruising through tough terrain or for rugged jobs like snowplowing, when properly equipped.

INDEPENDENT FRONT SUSPENSION

When you're riding in rough country, an S-15 4x4 Pickup takes the punishment, not you. That's because torsion bar independent front suspension allows each front wheel to react individually to bumps and ruts. The result is an impressive ride even under rugged, off-road conditions. This advanced suspension also helps provide good tire-to-ground contact for traction and stability.

Standard power brakes also contribute to ease of handling, along with a rear wheel anti-lock brake system (which operates in 2-WD only).

AVAILABLE OFF-ROAD PACKAGE

For added 4x4 stability and riding quality, there's a new available off-road chassis package that includes Delco/Bilstein gas shock absorbers, heavy-duty torsion bars, special jounce bumpers and special stabilizer bar. The package also provides front tow hooks and larger body mounts. You can also equip your 4x4 S-15 Pickup with extra protection for tough situations with a new available underbody shield package. It features special shielding for the steering linkage, front differential, transfer case and fuel tank.



Single-lever Insta-Trac transfer case control allows you to shift from 2-WD to 4-WD HIGH and back, at any speed. A lighted display indicates your driving mode.

HAUL BIG OR TOW BIG TRAILERS

S-15 4x4 Pickups offer available payload ratings up to 680 kg (1500 lb), including passengers and cargo. So you can pile on plenty of freight for business, off-road adventuring or weekend hauling jobs.

When it comes to trailering, a properly equipped S-15 can out-pull every compact 4x4 pickup in its class, exclusive of other GM vehicles. Outfitted with the available 4.3 Litre EFI Vortec V6 and available trailering package, an S-15 4x4 can tow gross trailer weights up to 2495 kg (5500 lb) — this includes the trailer, passengers and cargo in the trailer and equipment on the trailer. Turn to back cover for more on trailering.



4x4 S-15 Sierra Classic Pickup features Insta-Trac 4-wheel drive system. Shown here with available equipment. Tires are supplied by various manufacturers.

*Quality
Built-In*

**A COMMITMENT
TO BE THE BEST**

QUALITY FROM START TO FINISH
S-15 was one of the first programs to reflect GMC Truck's determination to make its vehicles the best in their class. Right from the start, GM engineering, design, manufacturing and assembly staffs, plus GM's suppliers, worked closely together to produce a high-quality pickup.

Advanced technologies in computer design, robotics and lasers are used in S-15. Most importantly, quality is an ongoing process involving the entire staff at GMC Truck. These technologies are constantly being reviewed, refined and improved.

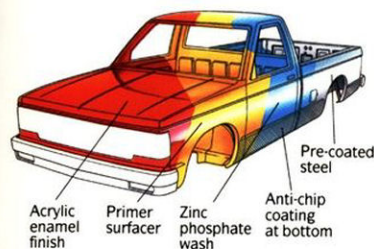
The quality begins with computerized design technology and continues through robotic assembly and paint procedures to produce a vehicle of outstanding appearance, comfort and strength. And the quality is backed by GM's excellent warranty coverage.

New rear wheel anti-lock brake system. Provides stable, smooth stops, empty or loaded, on slick or dry pavement. On 4x4 models, the system operates only when in the 2-WD mode.

Front disc and rear drum brakes. Front brake lining insulators help assure quiet operation. Power brakes are standard on all models.

Independent front suspension. Coil springs are used on 2-WD models, and torsion bars with 4-WD. Both suspensions are designed to allow the front wheels to work independently of the other for a good ride and steady handling. Two-stage multileaf rear springs adjust to the load for a smooth ride, whether the vehicle is loaded or empty.

Rugged carbon steel frame has a boxed front section and channel rear section to provide good support for cab, pickup box and drivetrain.



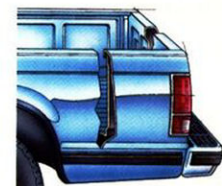
Aerodynamic efficiency. S-15 Pickup aerodynamic body styling provides a low air-drag coefficient which contributes to high operating efficiency. Concealed drip gutters add to appearance and help reduce wind noise.

Anti-corrosion measures:

- Coated steels for most body parts
- 8-stage zinc phosphate wash system
- Cathodic Elpo dip primer • Anti-

chip coating (see illustration) • Wax coating in door cavities and on frame, front stabilizer bar, rear axle and rear springs • Primer and finish acrylic enamel film build of 3.1 mils.

Double-wall construction is used in the hood, front fenders, side doors, part of cab back panel, pickup box sides and tailgate.



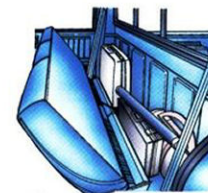
Double-wall construction adds strength and rigidity to pickup box.

on hinges provide good fit, alignment and sealing of doors.

Folding front seat back on Regular Cabs tilts forward for access to storage space behind seat.

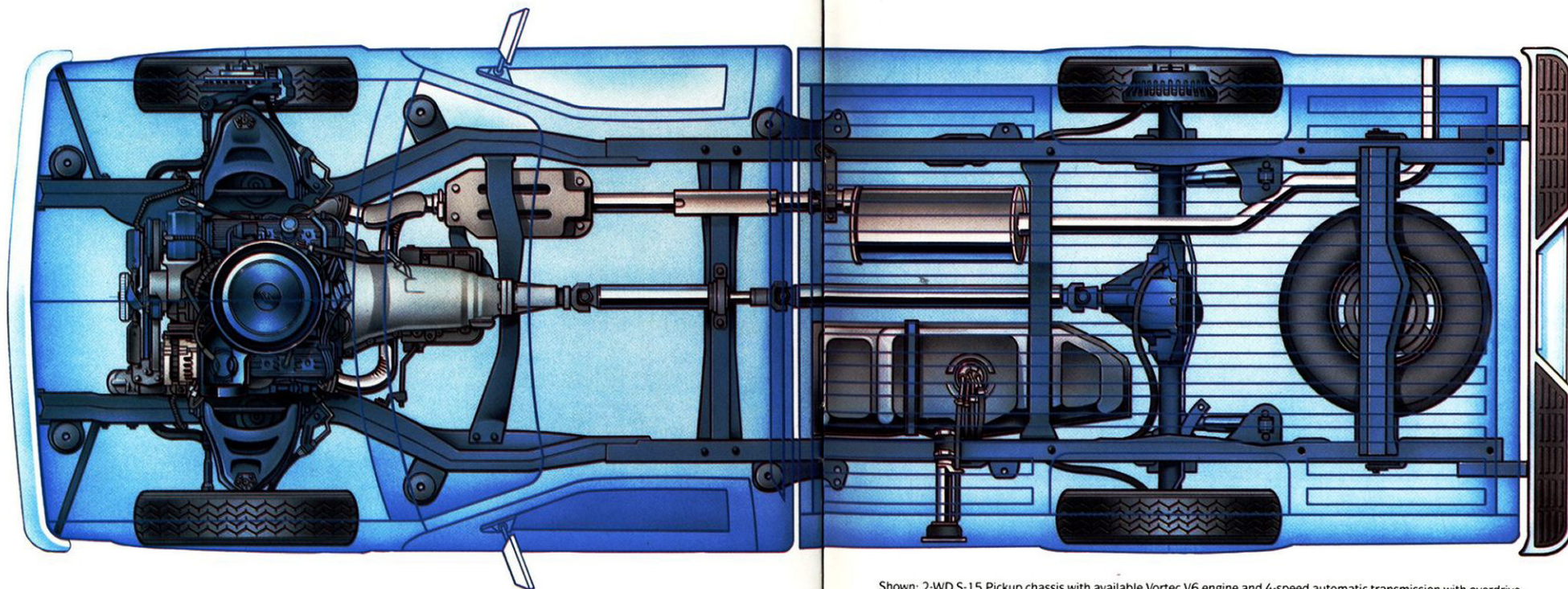
Deluxe heater system on all except standard Sierra models includes side window defoggers. Flow-through ventilation exhausts stale air through door vents.

Big 76-litre (16.7-gallon) fuel tank is standard for most S-15 Pickup models.




Roomy storage space behind Regular Cab front seat for luggage and tools

One-piece fabrication. Single stampings of major body panels assure rigidity and accuracy. One-piece door frames and door panels and welded-




Shown: 2-WD S-15 Pickup chassis with available Vortec V6 engine and 4-speed automatic transmission with overdrive.


Improved Power



4.3 Litre EFI Vortec V6



2.8 Litre EFI V6



2.5 Litre EFI Tech IV

NO COMPACT PICKUP OFFERS A WIDER CHOICE OF POWER

From high-performance action to high-mileage economy, S-15 Pickups offer engines to suit the entire spectrum of driving needs.

Depending on the model, you can choose between two big V6s and a spunky L4 to answer your requirements for work, play or everyday driving. No compact pickup presents a wider selection of power, excluding other GM vehicles.

All three engines feature computer-controlled Electronic Fuel Injection (EFI) for sure starts and smooth driveability. They also offer good fuel efficiency. Plus, serpentine single-belt accessory drive instead of multiple V-belts; it never needs adjustment and is designed for long wear.

4.3 LITRE EFI VORTEC V6

The most powerful V6 you can get in a compact pickup (excluding other GM vehicles), the available Vortec V6 is rated at 160 net horsepower at 4000 RPM and 230 lb/ft of net torque at 2800 RPM. That means power to spare for load hauling and trailer towing. Teamed with the required 4-speed automatic overdrive transmission, it provides excellent performance with impressive fuel efficiency. The Vortec V6 is the most technically advanced engine in the GMC Truck lineup. Features include swirl-port induction system for good mixing of fuel and air, anti-friction roller-hydraulic valve lifters for outstanding operating efficiency and a high 9.3 to 1 compression ratio.

2.8 LITRE EFI V6

This advanced V6 is designed to provide plenty of muscle for lively performance, without making a lot of stops at the gas pump. Developing 125 net horsepower at 4800 RPM and 150 lb/ft of net torque at 2400 RPM, it's ideal for all-around personal transportation or for tough commercial jobs. Coupled with the required 5-speed manual overdrive transmission, this engine is standard on 4x4 models and available on 2-WD S-15 Pickups.

2.5 LITRE EFI TECH IV

Standard for 2-WD models, this proven in-line 4-cylinder engine with 8.3 to 1 compression ratio provides impressive performance for its size, plus high-mileage fuel economy. It produces 92 net horsepower at 4400 RPM and 130 lb/ft of net torque at

3200 RPM. The engine includes a lightweight Delcotron generator with 85-ampere rating.

OVERDRIVE TRANSMISSIONS

Overdrive allows the engine to operate at reduced RPM at highway cruising speeds, improving fuel efficiency and helping to prolong engine life. A 5-speed manual overdrive transmission is standard with 2.5L and 2.8L engines. A 4-speed automatic overdrive unit is available for all S-15 Pickup models equipped with 2.5L and 4.3L engines, except with the Value Packages.

A WORD ABOUT ENGINES

GMC Trucks are equipped with engines produced by GM or suppliers to GM worldwide.


ENGINE TECHNICAL DATA

ENGINE TYPE	GASOLINE		
	2.5L (151 CID) L4	2.8L (173 CID) V6	4.3L (262 CID) V6
Displacement/ Configuration	2.5L (151 CID) L4	2.8L (173 CID) V6	4.3L (262 CID) V6
Ordering Code	LN8 (1)	LL2	LB4
Bore and Stroke, mm (in)	101.6 x 76.2 (4.0 x 3.0)	89 x 76 (3.50 x 2.99)	101.6 x 88.39 (4.0 x 3.48)
Compression Ratio	8.3 to 1	8.9 to 1	9.3 to 1
Fuel Delivery	electronic fuel injection		
SAE Net Horsepower @ RPM	92 @ 4400	125 @ 4800	160 @ 4000
SAE Net Torque (lb-ft) @ RPM	130 @ 3200	150 @ 2400	230 @ 2800
V.I.N.†	E	R	Z


† Not available on 4-WD models.

† The V.I.N. (Vehicle Identification Number) Engine Code is the eighth entry (letter or numeral) from the left on the vehicle serial number plate. The vehicle serial number plate is located on the top portion of the driver's side of the instrument panel and can be viewed from the exterior of the vehicle by looking through the windshield.


Paint Schemes



Conventional Two-Tone extends lower accent colour completely around the vehicle. Available for all models except standard Sierra and models with Advantage Order Packages. Includes body side and wheel opening mouldings and body striping.



Deluxe Two-Tone available for all models except standard Sierra and models with Advantage Order Packages. Extends middle accent colour around front and rear of vehicle. Body side and wheel opening mouldings are included.



Special Two-Tone available for all models except standard Sierra and models with Advantage Order Packages. Includes single upper decal striping with secondary colour below, but can be ordered with available 4-stripe Sunshine striping.

Exterior Colours

Note: Due to printing irregularities, colours shown may vary from actual tones. Ask your dealer to show you actual paint chips. (M) = Metallic



Frost White



Galaxy Blue (M)



Apple Red



Midnight Black



Woodlands Brown (M)



Steel Gray (M)



Aspen Blue (M)



Nevada Gold (M)



Silver (M) (Secondary 2-tone colour only)


Quality Options

Available accessories and heavy-duty equipment. S-15 Pickups offer a wide selection of available options to suit your tastes and needs. In addition to those items illustrated, available equipment includes:

- Body striping: Regular or Sunshine
- Front stabilizer bar
- Heavy-duty front/rear shock absorbers
- Locking differential
- Trailering equipment
- 4x4 underbody shield package
- Heavy-duty radiator
- Cold climate package
- 4x4 on-off road suspension package.

See page 19 for additional available equipment.


Not all items are available on all models. Also, some items require the purchase of other items, and some items are available only in combination with other items. Check with your GMC Truck Dealer for further details.



Electronic speed control and intermittent wipers* on multi-function lever (see close-up below)

Air conditioning

Delco AM/FM stereo/FM stereo radio (receives C-QUAM® AM stereo broadcasts. Most AM stereo stations across the country broadcast in C-QUAM but some do not. Check with your local stations for compatibility in your area.)



Electronic speed control/intermittent wipers*



Comfortilt steering wheel*



Operating convenience package (power door locks and windows)



Sliding rear window



Sunroof



4x4 model aluminum wheels

*Part of a package.

Advantage Order Packages

For convenience and confidence, buy an S-15 Pickup with one of the available Advantage Order Packages shown below. These packages include specific, carefully selected powertrain components and equipment which our experience reveals to be the most desirable to prospective purchasers.

PRICE LEADER/VALUE LEADER SELECT-A-UNIT CODE	OPTION DESCRIPTION	OPTION CODE	STANDARD ZE5 PRICE LEADER (S10603-53)	STANDARD ZE5 VALUE LEADER (S10603)
			X05A	X06A
PACKAGE CODES	—	—	X05	X06
MODEL OPTIONS	—	—	ZE5	ZE5
BODY ORDERING CODE: Wideside Pickup	E63	X	X	X
PAYLOAD: 454 kg (1000 lb) Standard Chassis	C3B	X	X	X
ENGINE: 2.5 litre (152 cu in) EFI L4	LN8	X	X	X
TRANSMISSION: 5-Speed Manual Overdrive	MM5	X	X	X
AXLE, REAR: Base Ratio	GO1	X	X	X
BATTERY: Heavy-Duty	UA1	X	X	X
TIRES: P195/75R-14 ALS SBR B/W (Frt. Rr & Compact Spare)	QMW	X	X	△
TIRES: P205/75R-14 ALS SBR B/W (Frt. Rr & Full-Size Spare)	QFT	△	△	X
SEAT: Front Bench ("W" Vinyl Trim)	A52	X	X	△
SEAT: Front Bench ("D" Cloth Trim)	A52	△	△	X
RADIO EQUIPMENT: AM Radio	U63	X	X	X
PAINT: Solid Colour	ZY1	X	X	X
GAUGES: Voltmeter, Temperature, Oil Pressure & Trip Odometer	Z53	△	△	X
LIGHTER, CIGARETTE	U37	△	△	X
STABILIZER BAR: Front	F59	△	△	X
BUMPER EQUIPMENT: Bumper, Rear Step, Painted	V43	△	△	X
MIRRORS: Below Eyeline Type, Black	D44	△	△	X
MOULDINGS: Wheel Opening, Black	B74	△	△	X

X - Option included in package and cannot be deleted

U - Option included in package and may be deleted if substitute option is specified

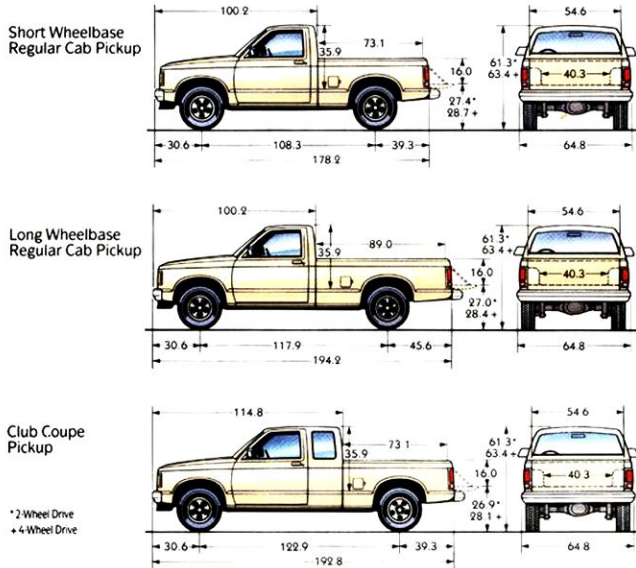
△ - Option not on package.

Technical Information

MODEL TYPE	2-WHEEL DRIVE			4-WHEEL DRIVE	
PAYLOAD RATING, kg (lb)	454 (1000)	680 (1500) (1)	737 (1625) (1),(2)	907 (2000) (1),(3)	454 (1000) 680 (1500)
ENGINE/TRANSMISSION AVAILABILITY	[consult your GMC Truck Dealer for available axle ratios]				
2.5L I4/5-speed manual overdrive	standard	standard	standard	—	—
2.5L I4/4-speed automatic overdrive	available (1)	available	available	—	—
2.8L V6/5-speed manual overdrive	available (1)	available	available	standard	standard
4.3L V6/4-speed automatic overdrive	available (1)	available	available	—	available
FRONT SUSPENSION	independent, coil springs			independent, torsion bars	
Capacity, kg (lb)	1134 (2500)			1224 (2700)	
Spring/torsion bar capacity, kg (lb)(4)	587 (1250)			612 (1350)	
Shock absorber diameter, mm (in)	standard 25, available 32 (1.26)			—	
Stabilizer bar diameter, mm (in)	available 32 (1.26)	standard 32 (1.26)	—	standard 32 (1.26)	
REAR SUSPENSION	Salisbury axle, leaf springs				
Axle capacity, kg (lb)	1224 (2700)				
Spring capacity, kg (lb)(4)	522 (1150)	612 (1350)		522 (1150)	612 (1350)
Shock absorber diameter, mm (in)	standard 25, available 32 (1.26)				
BRAKES	hydraulic, front disc, rear drum				
Vacuum booster	standard				
Parking	cable to rear wheels power (1)				
STEERING	P205 75R-14				
TIRES, RADIAL-PLY	Standard (5)	Available			various (consult your GMC Truck Dealer) (7)
FUEL TANK CAPACITY, litres (gallons)	76 (16.7) (6)				
FREEDOM BATTERY CCA	650				
GENERATOR AMPS	85				

CCA - Cold Cranking Amps
 1 - Except Price Leader Value Leader Pickup models
 2 - Regular Cab models only
 3 - Long wheelbase Regular Cab models only
 4 - At ground, each
 5 - All Seasons type
 6 - For Price Leader Pickups 50 litre (11 gallon) fuel tank is standard
 7 - Tire chains should not be used on 4x4 models with available P235 75R tires as they may cause damage to the vehicle
 8 - P195 75R 14 for Price Leader Pickups includes compact spare

DIMENSIONAL DATA Note: All dimensions shown in inches.



S-15 PICKUP MODEL AVAILABILITY

MODEL TYPE	BODY TYPE	MODEL NUMBER	WHEELBASE, mm (in)	PAYLOAD RATING, kg (lb)
2-Wheel Drive	2-Door Regular Cab Pickup	TS10603 ZES X05A (1)	2750 (108.3)	454 (1000)
		TS10603 ZES X06A (2)	2750 (108.3)	454 (1000)
		TS10603 ZES (5)	2750 (108.3)	454 (1000)
		TS10803	2995 (117.9)	454 (1000) 680 (1500) 757 (1625) 907 (2000)
4-Wheel Drive	2-Door Club Coupe Pickup	TS10653	3122 (122.9)	454 (1000) 680 (1500)
	2-Door Regular Cab Pickup	TT10603	2750 (108.3)	454 (1000) 680 (1500)
	2-Door Club Coupe Pickup	TT10653	3122 (122.9)	454 (1000) 680 (1500)

1 - Price Leader Pickup 2 - Value Leader Pickup 3 - Standard Pickup

STANDARD AND AVAILABLE EQUIPMENT

TRIM LEVEL	SIERRA (STD-ZES)	HIGH SIERRA (YC1)	SIERRA CLASSIC (YC2)
EXTERIOR EQUIPMENT			
APPLIQUE, TAILGATE	Black with integral red GMC letters	—	—
BUMPER, FRONT	Black painted	—	—
	Chromed with rub strip	A 4	S 5
BUMPER, REAR STEP-TYPE	Black painted with step pad	S 15	—
	Chromed with rub strip and step pad	A 14	S 5
CARRIER, WINCH-TYPE SPARE TIRE	—	S 5	S 5
GLASS	Deep-tinted	A 4	A 4
	Regular tinted	A 19	S 5
	Sliding rear window	A 4	A 4
	Swing-out Club Coupe rear quarter window	A 4	S 5
GRILLE FRONT LAMP BEZELS	Argent paint bright chrome	S 5	—
	Bright chrome bright chrome	—	S 5
HEADLAMPS	Halogen-type	S 4	S 5
HORN, SINGLE ELECTRIC HIGH-NOTE	—	S 5	S 5
LAMP	Underhood	A 4, 12	A 12, A 12
MIRRORS, DUAL REARVIEW	Black below eyeline	S 7	—
	Bright below eyeline	A 4	A 4
MOULDINGS	Black body side	A 4, 5, 16	S 5, 7
	Black wheel opening	A 7	—
	Black windshield	S 5	—
	Bright wheel opening	—	S 5
NAMEPLATE	Front fender: S-15 trim level	—	S 5
	Front end, engine	S 5	S 5
	4-WD cab side: 4x4	S 5	S 5
SPARE TIRE	Full-size	S 15	S 5
SUNROOF	Pop-up type (includes deep-tinted glass)	A 4	A 4
TAILGATE DECAL	Red GMC letters	S 5	—
TAILLAMP TRIM	Bright	—	S 5
WHEELS, CAST ALUMINUM (4-WD only)	—	A 4	A 4
WHEELS WHEEL TRIM, 2-WD CONVENTIONAL	Argent with bright hubcaps	S 5	—
WHEELS WHEEL TRIM, 4-WD CONVENTIONAL	Argent with black hubcaps	S 5	—
	Argent with black hubcaps and bright trim rings	A 6	S 5
WHEELS RALLY (2-WD only)	Argent with black hubs and bright trim rings	A 15	S 5
WINDSHIELD WIPER WASHER SYSTEM	Conventional	S 5	S 5
	Intermittent	A 7, 14	A 14
INTERIOR EQUIPMENT			
AIR CONDITIONING	—	A 4	A 4
CLOCK, ELECTRIC DIGITAL	—	A 8, 15	A 8
COAT HOOK, RH	—	S 5	S 5
COLD CLIMATE PACKAGE	—	A 4	A 4
CONSOLE FLOOR MOUNTED STORAGE	—	A 4	S 5
OTHER EQUIPMENT (consult your GMC Truck Dealer for details)			
CONVENIENCE TRAY	—	S 9	S 9
FLOOR COVERING	Black rubber	S 9	—
	Colour-keyed carpet, full-length	—	S 10
	Colour-keyed rubber, full-length	—	S 10
FLOOR MATS, FRONT (with carpeting only)	—	—	S 9
FLOW-THROUGH VENTILATION	—	S 9	S 9
GRAB HANDLE, RH FRONT DOOR (4-WD only)	—	S 9	S 9
HEADLAMP WARNING BUZZER	—	A 4, 12	S 12, S 12
HEADLINER, FULL-LENGTH	—	S 11	S 11
HEATER DEFOGGER, DELUXE	—	S 17	S 5
INSTRUMENT CLUSTER	Electronic gauge-type with trip odometer and tachometer	A 4	A 4
	Gauge-type with trip odometer	S 15	S 5
	Warning light-type	S 18	—
KEY-IN IGNITION WARNING BUZZER	—	S 5	S 5
LAMP	Ashtray	A 4, 12	S 5
	Dome with door switches	S 5	S 5
	Storage compartment, instrument panel	A 4, 12	S 5
LIGHTER, CIGARETTE	—	A 15	S 5
MIRROR	Rearview	S 5	S 5
	Right-hand visor	S 4	S 5
	Rearview with reading lights	A 4, 12	S 5
OPERATING CONVENIENCE PACKAGE	Consists of power locks and power windows for side doors	A 4	A 4
RADIOS	AM	S 13	S 13, S 15
	Other	A 15	A 4
SEAT	Folding back front bench	S 5	S 5
	High-back front bucket, LH RH	A 4	S 3
	Club Coupe rear jump, LH RH	A 15	S 5
SEAT BACK BUCKET	Easy entry feature (Club Coupe passenger seat)	A 15	S 5
	Folding feature	A 15	S 5
	Reclining feature (Club Coupe only)	A 15	S 5
STEERING WHEEL	Comfortfit	A 14, 15	S 14, S 14
	Deluxe	—	S 5
	Standard	S 5	—
STORAGE COMPARTMENT INSTRUMENT PANEL	—	S 5	S 5
SUNSHADES, LH RH	—	S 5	S 5
TRIM PANELS DOOR	Carpet trim	—	S 5
	Cloth inserts	—	—
	Map pockets	S 5	S 5
TRIM PANELS CLUB COUPE REAR QUARTER	Upper	S 5	S 5
	Lower (with map pockets)	—	S 5

S - Standard A - Available
 1 - Must match front bumper.
 2 - Includes bright wheel opening mouldings
 3 - Standard on Club Coupe models
 4 - Except with Price Leader Value Leader models
 5 - Includes black wheel opening mouldings
 6 - Via trim rings available separately
 7 - Available for Value Leader model
 8 - Integral with selected radios
 9 - Full-length charcoal on Club Coupe models
 10 - Includes cab back panel
 11 - Partial on Regular Cab models
 12 - Part of optional auxiliary lighting package (TR9)
 13 - May be upgraded
 14 - Part of optional convenience package (ZM7)
 15 - Except with Price Leader models
 16 - Standard on Regular Cab Pickups with X09A advantage order package
 17 - No side window defoggers
 18 - With Price Leader models
 19 - On standard Regular Cabs except Price Leader models (standard on Club Coupe)

A WORD ABOUT ASSEMBLY, COMPONENTS AND OPTIONAL EQUIPMENT IN THESE GMC PRODUCTS: The GMC Trucks described in this catalogue are assembled at various divisions of General Motors Corporation. These vehicles incorporate thousands of different components produced by General Motors of Canada Limited and related companies and their suppliers. From time to time during the manufacturing process it may be necessary, in order to meet public demand for particular vehicles or equipment, or to meet federally mandated emissions and safety requirements or fuel economy guidelines, or for other reasons, to produce vehicles with different components or differently sourced components than initially scheduled. All such components have been approved for use in our products by General Motors of Canada Limited or related companies and will provide the quality performance associated with our name.

Please note that certain optional equipment can be ordered only in conjunction with other optional equipment.

Also, upgrading from specified standard equipment may be necessary when certain optional equipment is ordered. Ask your sales representative for details.

With respect to extra-cost optional equipment, make certain you specify the type of equipment you desire on your vehicle when ordering it from your dealer. Some options may be unavailable when your truck is built. Your dealer receives advice regarding the current availability of options. You may ask the dealer for this information. General Motors of Canada Limited also requests the dealer to advise you if an option you ordered is unavailable. We suggest you verify that your truck includes the optional equipment you ordered or, if there are changes, that they are acceptable to you.

These vehicles also are available under the Chevrolet nameplate as the S-10 Pickup and S-10 Maxi-Cab Pickup.

Trailer

TOWS UP TO 2722 KG (6000 LB)

A properly equipped 2-WD S-15 Pickup with available 4.3 Litre EFI Vortec V6 engine can pull a bigger trailer load than any other truck in its class, excluding other GM vehicles. Gross Combination Weight Ratings up to 4309 kg (9500 lb) allow gross trailer weights of up to 2722 kg (6000 lb*) for 2-WD models, and up to 2495 kg (5500 lb*) for 4x4 models. For complete details about recommendations and requirements for trailering ask your GMC Truck Dealer for a 1989 Trailering Guide.

* Includes trailer, passengers and cargo in the trailer and equipment on the trailer.

Owner Benefits

STANDARD VALUE FEATURES

- Delco Freedom II + battery never needs refilling with water; has built-in test hydro-meter
- Integral voltage regulator is built into Delcotron generator; is transistorized for greater reliability
- Starter solenoid is integral; provides positive starter engagement
- Distributor has integral coil; eliminates separate maintenance
- Large fuse block has tweezer-type fuse removal for easy serviceability
- Mufflers have heavy-gauge outer shell and are aluminumized inside and out for added durability
- Engine coolant recovery reservoir collects hot overflow coolant and returns it to radiator automatically when it cools
- Self-adjusting hydraulic clutch with manual transmissions
- Tires have built-in tread wear indicators
- See-through reservoirs for quick checks of engine coolant, windshield washer fluid and brake fluid
- No adjustments for idle speed or idle air-fuel mixture — an on-board computer helps tune the engine as you drive
- Audible wear sensors for front disc brake pads for early warning of brake wear
- Front and rear brakes are self-adjusting
- Single-belt engine accessory drive with automatic belt tensioner never needs adjustment.

ACCIDENT AVOIDANCE FEATURES

- Separate front and rear brake systems with dual master cylinder and warning light
- Rear wheel anti-lock brake system (operates only in 2-WD on 4x4 models)
- Directional signal control with lane-change feature
- Four-way hazard-warning flasher
- Backup lights
- Side marker lights and reflectors
- Parking lamps

that illuminate with headlamps

- Windshield defogger, washer and dual-speed wipers
- Large, below eyeline type outside left- and right-hand rearview mirrors
- Inside rearview mirror with vinyl-bonded glass
- Starter safety switch
- Dual-action hood-latch system
- All Seasons tire tread design (highway-type tires)
- Tinted glass all around (except standard Regular Cab models)
- Non-glare finish on wiper arms/blades and various front compartment components.

OCCUPANT PROTECTION FEATURES

- Lap/shoulder belts for driver and right front passenger, plus lap belts for all other seating positions; front outboard passenger seat belt includes provisions for accommodating child-restraint seat
- Seat belt reminder system
- Energy-absorbing steering column and wheel
- Energy-absorbing instrument panel
- Laminated safety windshield glass and tempered safety side and rear window glass
- Safety interlocking door latches
- Passenger-guard inside side door buttons and recessed door lock handles
- Inertia-locking seat backs
- Safety armrests
- Padded sun visors.

ANTI-THEFT FEATURES

- Audible reminder for ignition key removal
- Theft-deterrent ignition lock (also locks steering wheel and automatic transmission shift lever)
- Visible vehicle identification number
- Separate keys for ignition and door locks
- Inside hood release.



GM's new 3-year/80,000-km TOTAL™ Limited Warranty and 6-year/160,000-km Corrosion Protection Warranty is included on every 1989 Light Duty Truck built in North America, including fleet vehicles. Your vehicle was designed and



A properly equipped S-15 2-WD Pickup can pull gross trailer weights up to 2722 kg (6000 lb).

built to resist corrosion. Application of additional rust-inhibiting materials is not necessary or required under the 6-year/160,000-kilometre corrosion coverage. See your GMC Truck Dealer for limited terms and conditions.



Why not take a good thing and make it better? Your GM TOTAL™ Warranty provides superb coverage. The General Motors Protection Plan is just more of a good thing.

When considering an extended service contract look for the logo above; there are many extended service contracts available on the market today but there is only ONE that comes from General Motors. The General Motors Protection Plan is part of the GM family and provides coverage for up to six years or 150,000 kilometres.

The GM Protection Plan provides additional protection during and after the new-vehicle limited warranties. Ask your General Motors dealer for details and information about the genuine GM Protection Plan.

GMAC

FINANCING OR LEASING, IT'S AS EASY AS SAYING GMAC

The good feeling that comes when you buy or lease a new GM vehicle can be enhanced when it comes to making the financial arrangements, which is why so many people finance with General Motors Acceptance Corporation. With GMAC it's done right in the showroom. Terms are tailor-made to suit your personal needs. You can choose your own monthly payment date.

So when the time comes, just tell us "I want GMAC." We'll take it from there while you relax.

GENERAL MOTORS TRUCKS
The trucks more people lean on



All illustrations and specifications contained in this catalogue are based on the latest product information available at time of publication approval. The right is reserved to make changes at any time, without notice, in prices, colours, materials, equipment, specifications and models, and to discontinue models. Some of the equipment shown or described throughout this catalogue is available at extra cost. Instrument cluster gauges and speedometers on Canadian-marketed Light Duty Trucks are displayed in metric units with appropriate international symbols. Check with your dealer for complete information.

