

# TOYOTA LAND CRUISER

FJ40  
135 HP




**WORLD'S TOUGHEST ALL PURPOSE 4-WHEEL DRIVE VEHICLE!**



Comfortable riding over the roughest terrain on deep, foam rubber seats in the Toyota Land Cruiser's weather-proof cab. An efficiently designed instrument panel keeps you well-informed at a glance. The gear shift is on the steering column to increase floor space.

The Toyota Land Cruiser has the power and stamina to tackle practically anything. On the highway, it will go up to 85 MPH with ease. When the road runs out, the Toyota Land Cruiser sees you safely over sand, swamp or snow—even up steep 64° grades. On any job, it works hard, pulling its weight—and more! For the sportsman, the Toyota Land Cruiser finds new hunting and fishing spots others can't reach... seats seven and all their gear. There's no other 4-wheel drive utility vehicle from which you can ask so much—and get it!

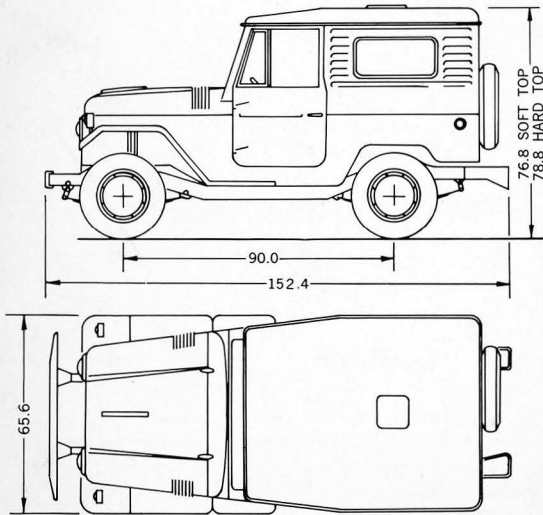


# SPECIFICATIONS

# FJ40


## DIMENSIONS AND WEIGHT

Overall length	152.4 inches
width	65.6 inches
height	76.8 inches
Wheelbase	90.0 inches
Tread, front	55.3 inches
rear	55.1 inches
Curb weight	3263 lbs (soft top) 3414 lbs (hardtop)
Ground clearance	8.2 inches



## ENGINE — Model F gasoline engine, 4-cycle. Valve-in-head.


No. of cylinders	6
Bore and stroke	3.54 x 4 inches
Displacement	237.3 cubic inches
Compression Ratio	7.5:1
Gross HP	135 @ 3800 RPM
Maximum Torque	217 ft. lbs. @ 2000 RPM
Battery	12-volt, 50 amp. hour
Fuel Tank Capacity	18.5 U.S. Gallons
Rear axle ratio	4.11:1
Steering ratio	21:1
Turning radius	17 feet
Tires	7.60-15, 4 ply with tube




Dependable and economical, the F-Type 6-cylinder engine packs 135 HP.

## STANDARD EQUIPMENT

- Complete Canvas Top, Doors, Curtains (soft top models)
- Hi-Lo Range 4-Wheel Drive
- Transfer Control on Dash
- Hub Caps
- Tool Box Lock
- Front and Rear Passenger Seats
- Hydraulic Clutch
- Reinforced Oil Pan
- Opening Door Windows
- Flashing Directional Signals
- Ventilating Windshield
- Side Cowl Ventilators
- Two Front Towing Hooks
- Outside Rearview Mirror
- Oil Filter
- Fuel Filter
- Oil Bath Air Cleaner



POWER TAKE-OFF (Optional) Front or rear, to operate a wide variety of equipment. The winch will pull the vehicle itself in any emergency.



Rugged and proven, the Toyota Land Cruiser's all-steel chassis is built for rough handling. Tough semi-elliptic leaf springs, and double acting, hydraulic shock absorbers give a comfortable, sure-footed ride. Extra strength is built into every component: front and rear axles and tie rod ends, for example, are induction heated. The Toyota Land Cruiser is the sturdiest all purpose 4-wheel drive vehicle in the world.

**TOYOTA MOTOR DISTRIBUTORS, INC.**  
LOS ANGELES, SAN FRANCISCO, NEWARK

Toyota's policy is one of continual improvement in design and manufacture. The specifications and equipment described in this publication are thus subject to change without notice.