

Mercury Meteor





Mercury Meteor LeMoyne 4-door hardtop

Mercury Meteor 1970

Coming on strong

Mercury Meteor: strong, silent and stylish. More than ever, this is the car that sets standards in beauty and elegance that are unmatched in its class. Indeed, 1970 Mercury Meteor is an automobile you will own with pride and drive with confidence.

While Mercury Meteor's sculptured steel and sophisticated lines create beauty for the eye, a stable suspension and authoritative power train create solid roadability. The ride is as smooth and silent as you could ask for. Mercury Meteor's extra-long 124" wheelbase and extra wide track make bumps something to be seen and not felt. And inside, you're seated in spacious luxury and quiet comfort with carpeting front and back and color co-ordinated interior combinations of rich fabrics and soft, supple vinyls, or all-vinyl trim.

Mercury Meteor offers 15 distinctive models for 1970. Three sedans, six different hardtops, two convertibles and four station wagons—from the beautiful Rideau to the sumptuous LeMoyne models. Which is for you? Explore the following pages and decide.



LeMoyne 1970

Mercury Meteor's great luxury car

LeMoyne is the finest of all Mercury Meteors. It is created for the man who wants a truly distinctive automobile with uncompromising quality and luxury.

Deep foam seats, covered in fabric and vinyl, wood-grain panelling on dash and door panels, and rich cut-pile carpeting throughout are standard equipment in LeMoyne. So too is the deluxe exterior trim with bright chrome molding edging the wheel wells and upper body for added beauty.

For 1970, LeMoyne is presented in two editions: a sleek and spacious two-door hardtop and the four-door hardtop with formal roofline. Whichever you select, you will be rewarded with many miles of superlative motoring, and many compliments from your passengers. LeMoyne is an adventure in luxury that men and women alike will enjoy.

LeMoyne offers as standard equipment, power brakes, (disc front, drum rear), plus a 351 cubic inch V8. Should you desire even heftier performance V8 engines all the way to 429 cubic inches are available.



Above: LeMoyne 2-door hardtop/Top left: LeMoyne's Optional twin-comfort lounge seats with reclining passenger seat/Top right: column-mounted ignition with steering wheel and transmission lock.

LeMoyne 1970


Long on luxury

The secret of LeMoyne's great beauty and refined elegance is the tasteful co-ordination of appointments.

The instrument panel, while it provides close-up control for the driver, is swept away to allow maximum room for passengers. If you wish, an AM radio/stereo tape system with front and rear speakers can be ordered to entertain you with the uninterrupted sounds of your choice. Since LeMoyne is the kind of car you'll want to drive often, an air conditioning system can be included to make your driving perfectly comfortable whatever the weather, and to minimize dust and noise so that you arrive feeling fresh and relaxed.

On the subject of comfort, LeMoyne offers luxury for your passengers. Such as the Twin-Comfort lounge seat that reclines for passenger comfort at the touch of a lever—a welcome addition for long drives and vacation trips. Other options that make LeMoyne so personal and add to your motoring enjoyment are presented on pages 22 and 23.

LeMoyne by Mercury Meteor. A great experience in luxury.



Above: LeMoyne 4-door hardtop/Lower left: LeMoyne medallion/Lower right: Optional 3-spoke rim blow steering wheel

LeMoyne 1970

The beauty inside

LeMoyne interiors offer executive suite luxury: the tasteful blend of fine furniture comfort and driving function. Careful attention to detail is evidenced in the design of the instrument panel which places the complete controls at the driver's fingertips.

The seats themselves are richly upholstered in fabric with color keyed vinyl trim and deeply foam padded for maximum comfort and support. Colors are carefully co-ordinated to complement the exterior. Convenience features such as fold-down armrests, cigarette lighter, courtesy lights and electric clock are standard.

A full list of options includes tinted glass, power windows, power door locks, 6-way power seats, tilting steering column, remote control mirror and dual rear seat speakers. Or, group options such as the convenience light panel that tells you about low fuel, headlights on, doors ajar and seat belts undone.

Take a good look inside a new LeMoyne soon. Sit down and sample the comfort and luxury—you may never want to leave.



Above: LeMoyne twin-comfort lounge seat/Lower left: LeMoyne all-fabric bench seat with pull-down armrest/Lower right: AM/FM stereo multiplex radio

Montcalm S33 1970

A moving experience

Mercury Meteor S33 is a car that makes getting there all the fun. Exclusive stripes and bold "S33" emblems give the S33 a sporting action look that's all its own—and all yours. S33 says 'excitement' even when it's standing still.

Sports steering wheel, with rim blow horn, mag-type wheel covers, 351 cubic inch V8, all-vinyl seats and lower body two-tone paint are standard equipment.

For extra flair and excitement you can order hi-back bucket seats of easy breathing knitted vinyl and a 390-2V, 429-2V or 429-4V V8 engine. Combine these with heavy duty suspension, Traction-Lok differential, power brakes and wide oval tires and you're ready to head for the open road.

S33 offers you two beautiful ways to travel—two door hardtop or convertible. Both are 100 percent Mercury Meteor with an extra long wheelbase, extra wide track and standard belted bias ply tires. If you're a man who knows where he's going and wants a sporting way to get there, S33 is a perfect choice.



Above: Montcalm S33 2-door convertible/Top left: Montcalm S33 2-door hardtop/Top right: Montcalm optional hi-back bucket seats with knitted vinyl trim

Montcalm 1970



Beauty you can have six ways

If you decide Montcalm is the Mercury Meteor for you, you've got six great ways to cast your vote. Montcalm is offered in hardtops, sedan, convertible and station wagons. Six models in all. Each in its unique way delivers everything you'd expect of a quality car including a 351 cubic inch V8 as standard equipment. Montcalm, like every new Mercury Meteor, has a specially engineered impact-absorbing "S" frame.

Inside, Montcalm is designed for comfort with cloth and vinyl seats cushioned with deep foam. Armrests, front and back, and full carpeting are standard in all models. If you desire, Montcalm can be fitted with soft, durable all vinyl seats or extra luxurious vinyl and fabric in a variety of complementary colors. Add an optional 6-way power feature to the front seat as well, and you're really sitting pretty.

Do a lot of long distance driving? Then order the optional speed control that maintains a constant speed automatically, or consider an AM/FM stereo multiplex radio with dual speakers that fills your Montcalm with stereo sound.

Montcalm. A great choice.



Above: Montcalm 2-door hardtop/Lower left: Montcalm convertible/Lower right: Montcalm all vinyl bench seats

Montcalm 1970

Four doors with flair

Styling flair has been a Mercury Meteor forte for years. And nowhere is it more evident than in the contemporary Montcalms for 1970.

Whichever Montcalm 4-door finds its way to your heart; hardtop, sedan or wagon, you'll know you're in possession of a Mercury Meteor. The unmistakable styling, lively performance and incomparable ride are Mercury Meteor trade marks.

As your first look will testify, the Montcalm 4-door sedan and hardtop are as generous with beauty as they are with the space they provide for you and five friends. They're truly Meteor from grille to taillights and in every sculptured line in-between. With the special lower bodyside paint and vinyl roof options available this year, you can create some styling distinctiveness of your own. Vinyl roofs are available in five colors to match or contrast with body colors. Montcalm is everything and anything you want a 4-door to be; especially if you just want it to be beautiful. Try one on for size. Our doors are open.



Above: Montcalm 4-door hardtop/Top left: Montcalm 4-door sedan/Top right: Montcalm optional luxury cloth and vinyl interior

Rideau 500 1970

Style without compromise

Rideau 500 has the clean, sleek lines and elegant, tasteful interiors that say expensive. But, beautiful as it is, Rideau 500 is priced for the practical. It's one of Canada's best car values.

The Rideau 500 saves you money, yet it doesn't scrimp on appointments. Armrests front and back and full carpeting are standard. So is a beautifully co-ordinated interior with fabric and vinyl upholstery and deep foam comfort. Rideau 500 comes on strong with a 302 cubic inch V8 engine as standard equipment.

With all this going for it, is it any wonder the Rideau 500 hardtop is a popular choice with Canadians who demand the most for their money. Style wins every time.

If you want to custom tailor Rideau 500 exactly to your taste, a wide range of options are available. There's everything from full wheel covers to 429 cubic inch V8's; from power door locks to electric rear-window defrosters.

Rideau 500 2-door hardtop or 4-door sedan. A beautiful way to make your money go further.



Above: Rideau 500 2-door hardtop/Lower left: Rideau 500 4-door sedan/Lower right: Rideau 500 cloth and vinyl interior



Above: Rideau 4-door sedan/Top left: optional power brakes/Top center: optional electric clock/Top right: Rideau cloth and vinyl interior

Rideau 1970

The start of something great

This is where Mercury Meteor begins: Rideau proves beyond any doubt that value can be beautiful. Rideau offers you all the styling and spaciousness of a Mercury Meteor with young-budget economy. Standard exterior trim is far from sparse—rear appliqué runs full width and bright moldings accent wheel wells and roofline.

Inside you'll find door-to-door carpeting and dimensions that are the standard of cars in this price class. Six optional interior trim packages are available, too.

Up front there's a standard equipment 302 cubic inch V8, that thrives on regular gas.

Rideau, in fact, is one of the lowest priced, full-size cars in Canada with a V8 engine as standard equipment. Which goes to prove that Meteor gives you more car and more power for your money. Take a good look at a Rideau. Stretch out in its roomy, well-appointed interior. You'll discover that Mercury Meteor has an exciting way to save you money.

Rideau by Mercury Meteor. Beautiful buy.



Mercury Meteor wagons 1970


More of what you buy a wagon for

While we design Mercury Meteor wagons to carry a lot, we never forget that the most important thing they carry is you. Wagon interiors offer full sedan comfort and luxury with door-to-door carpeting, armrests and textured cloth and vinyl seats. Then, to make the big 96.2 cubic foot cargo area easy to get at, Mercury Meteor has a 3-way tailgate as standard equipment. Opens like a door with the window up or down or drops flat like a tailgate. A lockable 9.1 cubic foot storage compartment is another standard feature.


For personal touches there's a wagon-full of options to choose from. Maybe you'd like the cargo area fully carpeted. Or trailer towing package. Or the extra carrying capacity of the deluxe roof rack with air deflecting venturi plate.

There's a model choice, too. Mercury Meteor wagons are offered in the Montcalm and Rideau 500 series with 351 cubic inch V8 standard in both and engines all the way to 429 cubic inches available optionally.

See for yourself—Mercury Meteor has more of what you want in a wagon.




Note: Montcalm station wagon/Lower left: Rideau 500 station wagon/Lower center: Montcalm all vinyl interior/Lower right: 3-way tailgate opens like a door with the glass up or down or drops like a tailgate



Whisperaire Conditioning. The weather is what you make it with Mercury Meteor's "Whisperaire" conditioning. When the days are hot and humid, you're

cool and fresh. When winter turns on the cold, you turn on the warm. You enjoy quiet, dust free motoring all year. The "Whisperaire" system is comfort-

engineered with adjustable vents for both passenger and driver. Besides making life quietly comfortable for everyone, "Whisperaire" helps reduce fatigue.



Power Windows. Take the winding out of windows with a Power Window option. Raise and lower any side window in the car at the touch of a button.



Power Disc Brakes. If you drive in mountainous terrain, or stop-and-go traffic, you'll appreciate the extra stopping ability of power brakes (Disc front, Drum rear). More resistant to fade.

Options and accessories

Power Equipment: Power Brakes (Disc front, drum rear) • Power Seats (Bench & Twin-Comfort Lounge) • Power Steering • Power Tailgate Window (standard on wagons with dual side facing rear seats) • Power Side Windows • Power Door Locks.

Appearance Items: Lower body side two tone paint (Le Moyne, Montcalm and Station wagons), (standard on S33) • All Vinyl Seat Trim (standard on S33, station wagons and convertibles) • Twin-Comfort Lounge Seat (LeMoyne only) • Luxury Trim (Montcalm sedan and hardtop) • Comfort-weave Knit Vinyl Trim (Montcalm models) • Carpeted Load Floor (station wagons) • Vinyl Roof in five colors • Wheel Covers • Rocker Panel Molding (Rideau) • Color keyed vinyl-filled protective Bodyside Molding (Rideau and Rideau 500) • Deluxe Belts.

Comfort and Convenience Items: Integrated "Whisperaire" conditioning • Electrically heated rear window defroster • Tinted glass • Tinted windshield • Tilt steering wheel • Reclining passenger seat (Montcalm and LeMoyne) • Rear window defogger • Finger Tip Speed Control • Luggage rack (Standard and Deluxe) • Electric clock (Standard on LeMoyne) • Intermittent windshield wipers.

Radio: Pushbutton AM • AM/FM Stereo Multiplex • AM/Stereo Tape • Dual Rear Seat Speakers (standard with AM/FM Stereo multiplex and AM/Stereo tape).

Group Options: Visibility Group (remote control outside mirror, and courtesy lamps) • Convenience Group (instrument cluster warning lights for seat belts, door ajar and low fuel, plus warning buzzer and light for headlamps on) • Protection Group (licence plate frame, door edge guards, floor mats) • Taxi Equipment.

Engines: 351-2V V8 (standard on Montcalm S33, LeMoyne and station wagon) • 390-2V V8 • 429-2V V8 • 429-4V V8.

Transmissions: 3-speed Select-Shift Automatic • 4-speed manual with Hurst shifter.

Chassis Items: Heavy Duty Suspension • Automatic Load Leveller • Trailer Towing Package • Traction-Lok Differential • Heavy Duty Battery and Alternators • Engine Block Heater.

Tires: Belted dual stripe white sidewall • Belted Bias Ply Wide Oval Tires • Snow Tires • Snow Tires with extra wheel and tire.



Select Shift. This is Mercury Meteor's two-in-one shift. It's a manual and an automatic at the same time. You can put it in 'Drive' and forget it, or shift through the gears by hand. It's the perfect "his"

and "hers" compromise. Select Shift is column or console mounted. The floor shift above is available on the S33 and Montcalm 2 door models with bucket seat and console option.



Electrically Heated Rear Window Defroster. Frosted rear windows are no longer a problem with this option. At the flick of a switch it starts to defrost the rear window automatically.



Speed Control. If you like to keep a constant speed on long trips, order the Finger Tip Speed Control. It maintains speed automatically yet disengages the moment you touch the brake or accelerator.




6-Way Power Seat. To make long trips seem shorter, order the 6-way power seat. It adjusts up, down, backwards, forwards, tilt forward and tilt backward with a touch of a button.




Engines. Optional power plants for 1970 include 351-2V V8 (standard on Montcalm, S33, LeMoyne and Station Wagon) and 390-2V cu.



Remote Mirror. If your family shares the driving, our remote control mirror is a great option. Everyone can easily adjust the mirror to suit without opening




Tilt Steering. This steering wheel is very personal. It adjusts up or down to just the angle you prefer for maximum driving ease and comfort.



Wheel Covers. Mercury Meteor has some high style ways to beautify wheels. Three distinctive full wheel covers are yours for the ordering. You can have the

sculptured simplicity of styled steel—a sporty magnesium-type performance wheel disc (S33 only)—or, a black and chrome luxury style cover.



Meteor Specifications 1970

You'll find these Ford Motor Company Safety design features on every model.

- Dual hydraulic brake system with warning light
- Glare-reduced instrument panel padding, windshield wiper arm, steering wheel hub, horn ring, rear view mirror/mirror mounting and windshield pillars
- Energy absorbing steering column and steering wheel
- Energy absorbing armrests and safety designed door handles
- Front and rear lap belts for all seating positions
- Shoulder belts for outboard occupants (except convertibles)
- Turn indicators with lane changing signal feature
- Inside yield away rear view mirror
- Energy absorbing instrument panel with padding
- Padded sun visors
- Two speed or variable speed windshield wipers
- Windshield washers
- Hi-strength safety glass windshield
- Double yoke safety door latches and safety hinges
- 4-way emergency flashers
- Back-up lights
- Side marker lights coupled with turn indicators
- Energy absorbing front seat back tops with padding
- Self-locking front and back seat (2-door models only)
- Safety designed coat hooks (except convertibles)

- Safety designed radio control knobs and push buttons
- Outside rear view mirror, driver's side
- Safety-rim wheels and load-rated tires
- Corrosion-resistant brake lines
- Uniform transmission shift quadrant (P R N D 2 1)
- Head restraints—or hi-back seats for front outboard occupants
- Parking lamps coupled with headlamps
- Non-reversing odometer
- Safety designed front end structure
- Safety glove box latch (on all cars equipped with glove box)

Exterior Dimensions (inches)

Model	Length	Width	Height	Wheelbase	TREAD		Usable Luggage Capacity (cu. ft.)	Curb Weight Std. V8, Auto.
					Front	Rear		
4-door sedan	221.8	79.8	55.2	124.0	63.0	64.0	20.6	3856
4-door hardtop	221.8	79.8	53.8	124.0	63.0	64.0	20.6	3924
2-door hardtop	221.8	79.7	53.8	124.0	63.0	64.0	20.6	3861
2-door convertible	221.8	79.7	54.1	124.0	63.0	64.0	17.0	4022
station wagon	218.0	79.8	56.8	121.0	63.0	64.0	96.2	4185

Interior Dimensions (inches)

Model	FRONT COMPARTMENT				REAR COMPARTMENT			
	Head Room	Leg Room	Shoulder Room	Hip Room	Head Room	Leg Room	Shoulder Room	Hip Room
4-door sedan	39.2	42.1	62.0	62.3	37.4	38.7	61.8	62.3
4-door hardtop	37.9	41.8	62.0	62.3	37.0	38.3	61.8	62.3
2-door hardtop	38.1	42.1	62.0	62.3	36.9	35.7	60.6	61.1
2-door convertible	39.0	41.8	62.0	62.3	37.2	32.6	60.9	59.4
station wagon	39.4	42.1	62.0	62.3	39.9	37.2	62.0	62.4

Power Teams Engines

Type	Bore/Stroke	Displacement	Carburetor	Fuel	Exhaust	Available Transmissions	REAR AXLE RATIOS				Optional, Limited Slip Differential All Models
							Cars	Standard Wagons	Cars	Optional Wagons	
V8	4.00 x 3.00	302 cu. in.*	2 venturi	regular	single	3-speed manual, Select-Shift	3.07 2.75		3.25 3.07 3.25	3.25 2.75 3.25 (opt.ratio)	
V8	4.00 x 3.50	351 cu. in.**	2 venturi	regular	single	3-speed manual, Select-Shift	3.00 2.75		3.25 3.07 3.25	3.25 2.75 3.25	
V8	4.05 x 3.78	390 cu. in.	2 venturi	regular	single	3-speed manual, Select-Shift	3.00 2.75	3.25	3.25 3.25	3.25 2.75 3.25	
V8	4.36 x 3.59	429 cu. in.	2 venturi	premium	single	Select-Shift	2.75		3.25	2.75 3.25	
V8	4.36 x 3.59	429 cu. in.	4 venturi	premium	single	Select-Shift	2.80		3.25	2.80 3.25	

*Standard equipment on Rideau, Rideau 500.
**Standard equipment on Montcalm, S33, LeMoyne. and wagons.

Meteor Models for 1970

	4-door sedan	2-door hardtop	4-door hardtop	convertible	station wagon 6-passenger	station wagon 6-passenger/dual side facing rear seats
Rideau	*					
Rideau 500	*	*			*	*
Montcalm	*	*	*	*	*	*
Montcalm S33		*		*		
LeMoyne		*	*			

Suspensions

All full coil. Front—Independent ball joint, using single lower arms, upper A arms, stabilizer bar, coil-shock units and drag struts.

Rear—three-link coil spring design with lateral track bar, angle-mounted shocks. Full rubber insulation.

Brakes

Duo-servo type, self-adjusting with separate front and rear systems for added safety. Instrument panel warning light.

	Sedan	Wagon
Drum Size: Front:	11" x 2.5"	11" x 3.0"
Rear:	11" x 2.25"	11" x 2.25"

Tires

Standard Equipment Sizes—Belted without air cond.

Models	Engines	
	302-351	390-429
Sedans.....	F78x15	G78x15
Hardtops.....	F78x15	G78x15
Convertibles.....	G78x15	G78x15
Station Wagons.....	H78x15	H78x15

Capacities

Fuel Tanks Sedans.....	20.8 Imperial Gallons
Wagons.....	19.1 Imperial Gallons
Cooling System.....	12.5 Imperial Quarts (302 V-8)
(with heater)	17.1 Imperial Quarts (390-429 V-8's)
Engine Oil.....	4.2 Imperial Quarts

The specifications contained herein were in effect at the time this folder was approved for printing. However, because of continuing product improvements and refinements, Ford Motor Company of Canada, Limited, reserves the right to discontinue models at any time or change specifications or design, without notice and without incurring obligations.

MERCURY METEOR



Printed in Canada (1)