



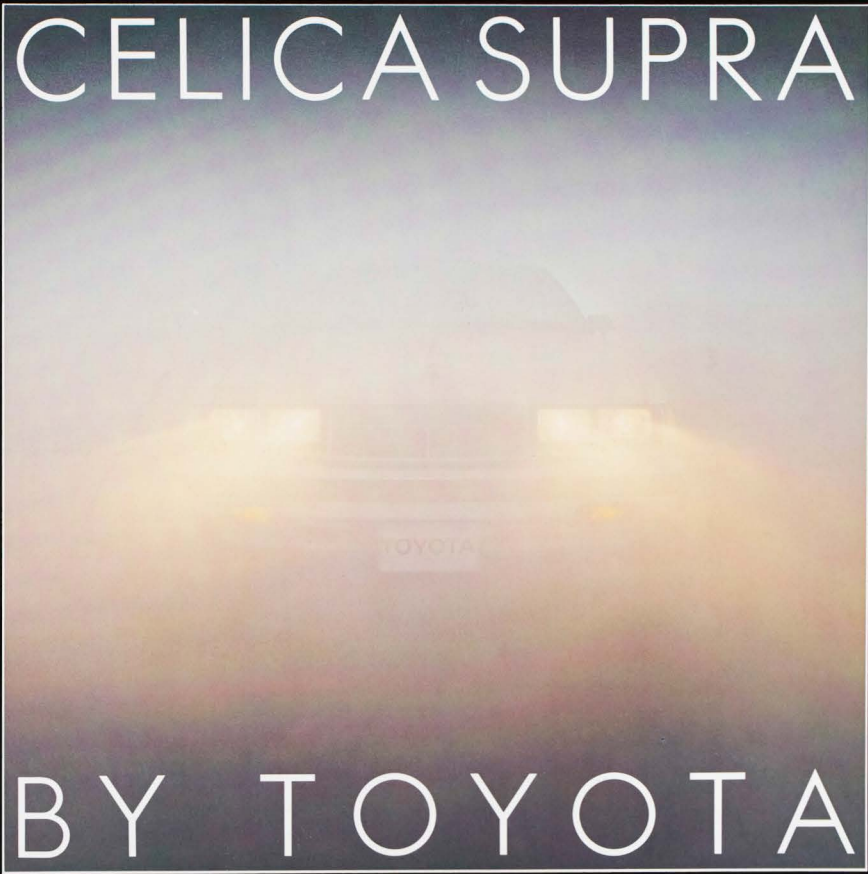
**TOYOTA**

P-368 (2/79)  
00600-01136  
Litho in U.S.A.  
(550M)

© 1979 Toyota Motor Sales, U.S.A., Inc.

CELICA SUPRA

BY TOYOTA





INTRODUCING  
A VERY SPECIAL AUTOMOBILE  
CELICA SUPRA, BY TOYOTA.

Long, low and sleek. Quick and responsive. Offered only with an abundance of passenger luxuries and driver conveniences. Crafted with state-of-the-art design innovations and engineering excellence. These

are what mark an automotive masterpiece. These are what make Celica Supra a very special automobile.

As you turn the pages that follow, you will be led to the inescapable conclusion that here is the perfect

harmony of performance and luxury. We invite you to explore the world of Celica Supra, and to discover a truly incredible driving experience.





# THE PERFECT HARMONY OF PERFORMANCE AND LUXURY.

Here, at last, is an automobile that offers the spirit-lifting excitement of a high-performance road machine, and the sumptuous comforts and pleasures of a luxury car: that automobile is the incomparable Celica Supra, by Toyota.

Celica Supra is, first, a driver's automobile. You'll feel it the moment you settle in behind the padded steering wheel and leave the ordinary world behind.

Experience the exhilarating spirit of Supra's powerful 2.6-liter, 6-cylinder single overhead cam electronically fuel-injected engine.

Enjoy, too, Supra's handling ease and roadability, and the masterful feeling that comes from the computer-tuned suspension system: MacPherson struts and stabilizer bar up front, with coil springs, track rod and stabilizer bar at rear. Plus Supra's road-gripping steel-belted radial tires.

For stopping power, Celica Supra gives you the confidence of fade-resisting disc brakes—power-assisted, of course—at all four wheels.

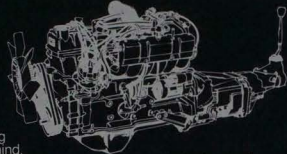
Finally, direct your senses toward Supra's ample conveniences and luxuries.

The tilt steering wheel and six-way adjustable driver's seat for tailoring your driving position from sports-car-like seating to Formula One rake-back, or anywhere in between.

Scan the padded dash panel. The full instrumentation for monitoring Supra's powerplant.

The built-in pleasures of air conditioning and AM/FM/MPX 4-speaker stereo radio. The world of Celica Supra is power steering and power windows. And still more luxuries, including deep-pile wall-to-wall carpeting, and rich upholstery fabrics.

Celica Supra is much more than the sum of its parts. It was created by Toyota to allow you to engage its high-spirited qualities and exult: Now *this* is an automobile.



Behind that strikingly bold grille, there exists the quiet authority of Supra's electronically fuel-injected 2.6 liter, 6-cylinder engine.

Offering a hint of the latent lightning that awaits your command are Celica Supra's broad, sloping

hood, rectangular headlamps, and an integral air dam designed to increase aerodynamic efficiency at cruising speeds.

Racing rearward past the dual remote-controlled mirrors, Supra's sweep of metal is complemented by


a curving expanse of glass that offers panoramic visibility from the driver's seat.

Amidship are Supra's distinctive gold-toned nameplates, subtly embossed against the deep-black, glass-faced pillars that conceal the air intakes for

the rear passenger compartment.

Supra's crisply-sculptured wheel covers—another reminder of this Toyota's advanced-design newness—enhance still further Celica Supra's look of power and luxury.





Any similarity between the Toyota Celica Supra, the extravagantly luxurious marques of old, and exotic European grand turismo designs is purely intentional.

Nowhere is that quality more evident than here, in Supra's interior. There before you, spanning the entire cockpit from door to door, is the rich expanse of softly-cushioned dashboard, instrument panel and glove box. Instruments are positioned to let you concentrate on the pleasures of driving this spirited machine. Tachometer, speedometer, odometer and resettable tripmeter, oil pressure, voltmeter, fuel and temperature gauges are where you can monitor the array with just a glance.

Close at hand are Supra's rallye-accurate quartz analog clock, and controls for the stereo sound system,

the power-boosted Flo-thru ventilation, and air conditioning system.


Column-mounted headlight, turn signal and wiper/washer controls are at your fingertips. And on the center console is the cruise control panel, standard with the 4-speed overdrive automatic transmission.

With all the painstaking attention given to driving pleasures, Celica Supra is, nevertheless, a luxury cruiser designed to carry four people in quiet comfort.

There is thick, cut-pile carpeting. Elegant striped moquette cloth or soft vinyl upholstery. Reclining front bucket seats. And such touches as a lighted sun visor vanity mirror, a time-delay illuminated entry system and an extendable maplight. All standard, not tacked on.







A TANTALIZING SAMPLING OF  
CELICA SUPRA'S DESIGNED-IN FEATURES...  
AND OF THE INCREDIBLE PLEASURES  
THAT AWAIT YOU.

**2.6 Liter, SOHC 6-Cylinder Engine**—A proven powerplant chosen for responsiveness and reliability.  
**Electronic Fuel Injection**—Computer controlled for

precise fuel metering under any engine load.

**Four Wheel Disc Brakes**—Power-assisted disc brakes at all four wheels for increased stopping power.

**Computer-tuned Suspension**—MacPherson strut front and link/coil rear with stabilizers for superior ride and handling ease over every road surface.

**Luxury-Appointed Interior**—Deep-pile carpeting, luxurious moquette cloth or soft vinyl upholstery, door trim with coin box and map pockets.

**Air Conditioning**—Combines with power-assisted Flo-thru ventilation and heater for year-round comfort.

**Tilt Steering Wheel**—Provides six different positions for maximum driving comfort.

**Power Steering**—Toyota's power-assisted steering system reduces effort without sacrificing steering "feel!"

**Two Versatile Transmissions**—Choose the sporty standard, close-ratio 5-speed overdrive manual, or Toyota's exclusive, smooth-shifting optional 4-speed

overdrive automatic with cruise control (cruise control optional with the manual transmission).

**4-Speaker Stereo Sound System**—AM/FM/MPX radio with front/rear, left/right balance control.

**Full Sound Attenuation**—Noise-deadening panels overhead, underfloor, beneath the hood, under the dash and rear deck for a quieter ride.

**Power Windows**—Controlled from switches conveniently located on door armrests.





## FOR YOUR PLEASURE

- Center console offers storage areas front and rear and convenient mobile map light (shown partly extended). Cruise control is built-in feature with automatic transmission option.
- Door panels are fitted with power window controls, map pockets, and handy coin holder.
- Dual outside racing-type mirrors are controlled from toggles mounted on door panels.
- Power-assisted disc brakes are at all four wheels for fade-resistant stopping power.

- Panel for cruise control speed-setting system includes convenient set/resume switch.
- Rear deck hatch and lockable fuel-filler door can be released from controls near driver's seat.
- Handsome Supra nameplate and crest are set against glass-faced pillar concealing fresh-air vent intake.
- Headlight, headlamp flasher and turn signal controls are column-mounted near steering wheel.
- Column-mounted switch controls windshield wiper/washer, wiper speed, or intermittent operation.
- Front seat backs have deep zippered pockets for carrying maps, other touring necessities.

- Console-mounted 5-speed manual transmission lever is topped by leather-wrapped gearshift knob.
- Six-position tilt steering wheel combines with six-way adjustable driver's seat for maximum driving comfort.
- Instrument panel incorporates large-dial electronic tachometer redefined at 5800 RPM engine operating range.
- Speedometer is calibrated in kilometers-per-hour and miles-per-hour, has cumulative odometer and resettable tripmeter.
- Full instrumentation includes oil pressure, water temperature and fuel gauges, plus charging system voltmeter.
- Sliding seat sunroof option allows smooth and easy adjustments for open-air driving.

- Self-parking mechanism moves windshield wiper arms down to improve visibility.
- Available only from Toyota, optional 4-speed overdrive automatic transmission includes cruise control system.
- Aluminum alloy wheel option adds sporty look, helps reduce unsprung weight for improved ride and handling.
- Warning light panel has multiple readouts, includes sensor signals to indicate automatic transmission overdrive mode.
- Readily visible and within easy reach of driver are quartz analog clock with sweep second hand, 4-speaker AM/FM/MPX stereo radio with front/rear speaker mixing switch, and controls for ventilation and air conditioning systems.

## CELICA SUPRA SPECIFICATIONS

Wheelbase		103.5 in.
Tread	Front 53.7 in.	Rear 53.7 in.
Overall length	181.7 in.	
Overall width	65.0 in.	
Overall height	51.8 in.	
Shoulder room	Front 52.8 in.	Rear 50.9 in.
Hip room	Front 52.2 in.	Rear 46.5 in.
Leg room	Front 41.2 in.	Rear 26.1 in.
Head room	Front 37.1 in.	Rear 37.0 in.
Curb Weight	2,855 lbs.	
Fuel Tank Capacity	16.1 gal.	
Tires (Steel Belted Radial)	195/70 HR14	

## ACCESSORIES

- Sun Roof • Rear Window Wiper/Washer • Cassette or 8-Track Stereo Tape Player • Aluminum Alloy Wheels
- Cruise Control (standard with automatic transmission option)
- 4-Speed Overdrive Automatic Transmission

Specifications and equipment are based on available information at time of printing, and are subject to change without notice.



## SUPRA STANDARD FEATURES

- 2.6 Liter 6-Cylinder Engine • Electronic Fuel Injector • 4-Wheel Disc Brakes
- 5-Speed Overdrive Transmission • MacPherson Strut Front Suspension
- 4-Link Rear Suspension with Stabilizer Bar • Air Conditioning • Power Steering
- AM/FM/MPX Stereo Radio with 4-Speakers • Power Windows • 6-Position Tilt Steering Wheel • 6-Way Adjustable Drivers Seat with 3-Position Lumbar Support
- Moquette Cloth or Soft Vinyl Interior with Zippered Front Seat Back Pockets • Fully Transistorized Ignition • Four Rectangular Head Lights • Dual Outside Remote Control Mirrors • Stainless Steel Rocker Panels • Dual Pin Stripes
- Stylish Sculptured Wheel Covers • Coin Box & Map Pocket on door • Console with Mobile Map Light • Full Instrumentation • Lighted Visor Vanity Mirror • Time-delay Illuminated Entry System • Cut Pile Walk-to-Wall Carpeting • Tonneau Cover • Intermittent Wipers • Tinted Glass with Shade Band and Antenna • Body Side Molding • Center Console with Storage Box • Tachometer • Quartz Analog Clock
- Cruise Control Standard with Automatic Transmission (Optional with 5-Speed Manual Transmission) • Rear Window Delogger • Reclining Front Bucket Seats
- Rear Deck Protective Molding • Parcel Retention Strap • Cargo Area Lamp
- Rear Hatch Remote Release • Locking Fuel Door with Remote Release