

SPECIFICATIONS

	SEDAN			LIFTBACK		HARDTOP	WAGON			
	1600	1800	2000	1800	2000	2000	1600	1800	2000	
DIMENSIONS & WEIGHT										
Overall length	mm 4260 (4290*)						4330 (4360*)			
Overall width	mm 1645									
Overall height	mm 1395			1370		1365	1420			
Wheelbase	mm 2525									
Tread	mm front 1350			mm rear 1350						
Min. ground clearance	mm 160						165			
Min. turning radius	m 5.0									
Kerb weight	kg 1030	(1020 (1028**))	1050	(1038 (1046**))	1065	1055	1055	1045	1075	
Gross vehicle weight	kg 1450	1460	1495	1460	1495	1495	1545	1535	1565	
ENGINE										
Displacement	cc 1587		1770	1968	1770	1968	1968	1587	1770	1968
Type: 4-cyl.	in-line	OHV	OHV	SOHC	OHV	SOHC	SOHC	OHV	OHV	SOHC
Bore x stroke	mm 80.5 x 78.0		85.0 x 78.0	88.5 x 80.0	85.0 x 78.0	88.5 x 80.0	88.5 x 80.0	80.5 x 78.0	85.0 x 78.0	88.5 x 80.0
Compression ratio	8.5:1		9.0:1	8.5:1	9.0:1	8.5:1	8.5:1	8.5:1	9.0:1	8.5:1
Max. horsepower (DIN)	ps/rpm 69/5200		86/5400	89/5000	86/5400	89/5000	89/5000	69/5200	86/5400	89/5000
Max. Torque (DIN)	kg.m/rpm 11.9/3000		14.2/3400	14.8/3600	14.2/3400	14.8/3600	14.8/3600	11.9/3000	14.2/3400	14.8/3600
Carburettor	One down-draft 2-barrel									
Fuel tank capacity	ℓ 61			59						
CHASSIS										
Clutch	Single dry plate, diaphragm spring (manual transmission only)									
Suspension	front/rear		MacPherson strut/4-link, coil spring (leaf spring on Wagon & certain 1600 Sedans)							
Brakes	front/rear		Disc/drum (front drum brake on 2000 Standard Sedan and Wagon)							
Transmission	4-speed manual; 1st: 3.579, 2nd: 2.081, 3rd: 1.397, 4th: 1.000, Reverse: 4.339									
	5-speed manual; 1st: 3.287, 2nd: 2.043, 3rd: 1.394, 4th: 1.000, 5th: 0.853, Reverse: 4.039									
	3-speed automatic; 1st: 2.450, 2nd: 1.450, 3rd: 1.000, Reverse: 2.222									
Differential gear ratio	3.727		3.909		3.909		4.300		4.100	
Tyres	5.60-13-4PR		6.45-13-4PR		6.45-13-4PR		5.60-13-6PR		6.45-13-6PR	
Steering	Variable ratio recirculating ball type, gear ratio: 19.0-22.5									
Steering column	Fixed		Collapsible		Collapsible		Fixed		Collapsible	

* With rubber bumper guard
** With 5-speed transmission

• Toyota Motor reserves the right to alter prices and any details of specifications and equipment without notice. Details of specifications and equipment are also subject to change to suit local conditions and requirements. Please inquire at your local dealer for details of any such changes that might be required for your area.
• Note: Vehicle body colour might differ slightly from the printed photos in this catalogue.

TOYOTA CORONA



TOYOTA TOYOTA MOTOR CO., LTD. TOYOTA MOTOR SALES CO., LTD.



INTRODUCING THE NEW CORONA: A NEW DIMENSION IN STYLE AND FLAIR BUILT UPON A TRADITION OF TOYOTA QUALITY.



THE CUBIC SIMPLICITY OF THE CORONA NOTCHBACK SEDAN EXUDES AN AURA OF DIGNITY AND AERODYNAMIC PERFECTION.



BEAUTY,
FUNCTIONALITY,
AND A WIDE OPEN FEELING PERMEATE
THE NEW CORONA.





THERE IS A NEW STANDARD OF COMFORT IN THE CORONA'S BIOMECHANICALLY DESIGNED INTERIOR.



**CONVENIENCE
IS THE WATCHWORD WITH
CORONA COMFORT.**



1. VANITY MIRROR: This mirror is found on the reverse of the passenger side sun visor of LHD DLX Coronas only.

2. GLOVE BOX COURTESY LAMP: The courtesy lamp in the glove box of DLX Coronas means you'll always find what you are looking for.

3. CIGARETTE LIGHTER AND ILLUMINATED ASH TRAY: With the illuminated ash tray on DLX models, no one spills ashes even at night.

4. CASSETTE STEREO: Two stereo systems are available: one with auto reverse feature, one without.

5. RADIOS: You have your choice of AM, AM/FM, or AM/SW radios, wind-noise reducing aerial and two speakers in the cowl.

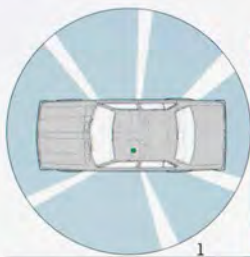
6. CONSOLE BOX: Versatile console boxes come on every Toyota Corona, except for STD models with manual transmissions.

7. AUTO CLOCK: Tuning forks assure to-the-minute accuracy in DLX Corona auto clocks.

8. HEATER: The optional heater incorporates an curtain air-mix system for better temperature control and air circulation.

9. FUEL GAUGE: This new gauge registers the fuel remainder even when the ignition is off. It has a low fuel warning lamp too.

**CORONA OFFERS
BOTH PREVENTATIVE AND PROTECTIVE
SAFETY FEATURES.**



1. PANORAMIC VISIBILITY: Slim pillars and larger glass area add up to 306° visibility. That results in safer driving conditions.

2. FIELD OF VISION: Vertical field of vision is increased to 34° forward, and 15°25' to the rear, a major improvement for the new Corona.

3. SIDE WINDOW DEMISTERS: New optional demisters help assure visibility in all kinds of weather.


4. STALK-MOUNTED CONTROLS: Windscreenwiper/washer controls are on one side of the steering column; and headlamp, clearance lights, and dimmer controls on the other.

5. REAR WINDOW DEF-FOGGER: Cold weather often causes the rear window of a car to ice up or frost over. The Corona has an optional rear window defogger to help increase rearward visibility.

6. CHILDPROOF LOCKS: Coronas have childproof locks on the rear doors so that children cannot open them from the inside when the locks are engaged.

7. SAFETY BELTS: Three-point ELR belts are standard for liftbacks and hardtops, optional for all others.

8. PROTECTIVE ZONE: Optional side mouldings and rubber bumper strip form a protective zone.



RELENTLESS TESTS
PREPARE THE NEW CORONA
FOR ITS
DEBUT
BY ASSURING THAT IT HAS THE QUALITY
TOYOTA DEMANDS.




Mechanics add to the comfort of the new Corona with new MacPherson strut suspension, complete with stabilizer bar, up front and 4-link lateral rod, coil spring suspension in the rear. The improvement in ride and handling must be experienced.

Braking effectiveness is much better with new improved master cylinder, with booster, and front disc brakes.

Coronas are available in a choice of three engines: 1600cc, 1800cc, and 2000cc. Likewise there are three transmissions: a 4-speed manual, a 5-speed manual, and a 3-speed automatic.

Every mechanical part of the new Corona has been thoroughly tested and proved. It is durable throughout.



1600cc ENGINE

For those who wish maximum economy with power for emergencies, the 1600cc is just right. It develops 69 horsepower (DIN) and 11.9 kg-m (DIN) of torque.



1800cc ENGINE

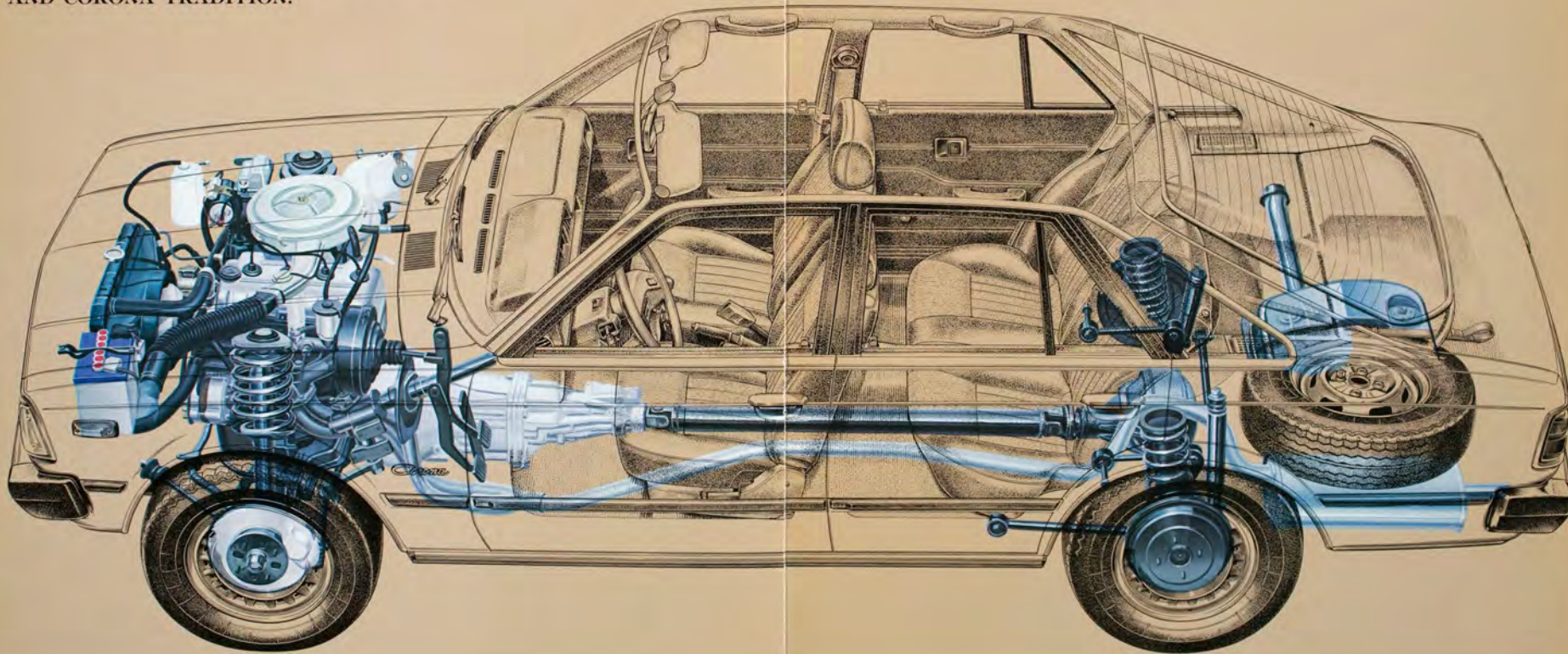
All internal moving parts of this 1800cc 4-cylinder, in-line engine have been carefully balanced. Its develops 86 horsepower (DIN) at 5400 RPM. The torque is 14.2 kg-m/3400 RPM (DIN).



2000cc ENGINE

This big 2000cc power plant gives any Corona a maximum of zest 89 horsepower (DIN) and 14.8 kg-m (DIN) of torque are plenty for the most stringent driver.

**MECHANICAL RELIABILITY:
THE RESULT OF TOYOTA EXPERIENCE
AND CORONA TRADITION.**





LIFT BACK

A perfect blend of style
and practicality that challenges all preconceptions
about family cars.

Most liftbacks look like a station wagon with its rear end amputated. That's why these flowing lines are so refreshing.

The sculpted 5th door swings wide open for big loads. And one or both rear seat backrests fold down for extra space.

Now style and practicality blend perfectly — in the new Toyota Corona liftback.

Optional equipment shown: side protective mouldings, rubber bumper strip, radial tyres, pillar aerial, rear window defogger, hub center ornament.





SEDAN

Aerodynamics merge
with dignity in the clean lines and cubic styling
of the notchback Sedan.




Optional equipment shown: side protective moldings, rubber bumper strip, radial tyres, rear window defogger, heater, radio, pillar aerial, cassette stereo

Space. The word that goes best with the comfort of the Corona sedan. Space for luggage. Space for five passengers. Space that's open and free because the windows are high and wide.

Instruments that don't oppress you with mechanics, so you drive with less stress and fatigue.

A cube has the most space. It's beautiful too ... like the Corona notchback sedan.





HARDTOP

An extra touch of class in a sharper, sporty look.

Optional equipment shown: heater, radio, pillar aerial, rear window defogger, hub center ornament



The opera window in the Corona hardtop adds a touch of class — that special something you buy a hardtop for.

It's a car with that same Corona freedom and space. Same comfortable ride. Same luxurious interior. And that same Toyota quality.

Sometimes a family man wants something a little more personal. You have it — the Toyota Corona hardtop.





WAGON

Distinguished styling,
ultimate practicality; just right for business,
or a family outing.

There are times when sedans are not enough. Times when you need a car that will haul a real load.

Corona station wagon fills that void. It has the quiet comfort of high-class passenger car, and the load-carrying ability of a commercial van. And its distinguished good looks add prestige to any business.

When family or business dictates more than just a 5-passenger car . . . try a Corona station wagon.



Optional equipment shown: side protective moldings, rubber bumper strip, heater, rear window wiper/washer.



CORONA · CELICA · COROLLA · CRESSIDA · HALF-TON TRUCKS · LAND CRUISER

1979 TOYOTA CORONA



TOYOTA

PS04 (1/78)
F0000-0112V
LPH/1 U.S.A.
©1978

© Copyright Toyota Motor Sales, U.S.A., Inc. 1978



Corona 4-Door Deluxe Sedan... our least expensive Corona, equipped with standard features that make it one of the finest values in family cars today.

The Toyota Corona. Just look at it now! No, it's not an expensive European luxury car. It just looks it. In its all-new, clean crisp body design and in its lengthened list of luxury features. Yet Corona remains a people-car... designed for the things people do and priced right.

For people who are stepping up... and out... here is our top-of-the-line 4-Door Luxury Edition Sedan. From one sleek ebony bumper to the other, the look is classic: Distinctive new headlamps and tail lights, styled wheel covers and wide body-side moldings. And every inch a reminder that Corona comes together in the Toyota tradition of quality engineering and craftsmanship. With a body that's welded... instead of bolted... to resist shakes and rattles. Details that are superbly finished. And, of course, a long list of standard features that don't cost extra. And there's more... like a luxurious ride. See for yourself...




CORONA 4-DOOR LUXURY EDITION SEDAN



Shown with optional air conditioning



Shown with optional automatic transmission



Welcome to Corona. And make yourself at home. Because that's the way we planned the 4-Door Luxury Edition Sedan. Comfortable. Carefree. And very accommodating.

When you settle in, you're in for some nice surprises. There before you is a beautifully functional instrument panel. With elegant simulated woodgrain finishing. A space-age digital quartz clock with time and date readouts. Resettable tripmeter. And easy-reading dials that keep you in close touch with Corona's performance. All meticulously detailed and carefully positioned for one-glance monitoring or fingertip control.

The Luxury Edition Sedan is plush, too. With satin-soft cloth upholstery, rich wall-to-wall carpeting and loads of quality-crafted luxuries. But more... its comfort is "customized." With adjustable padded tilt steering wheel. Reclining front bucket seats. A driver's seat with height adjuster... and adjustable lumbar support to ease the small of your back. Try it... up, down, forward, back... now that's what being in the driver's seat is all about!

And on the road? It's responsive. Easy-handling. Economical. With standard 5-speed overdrive transmission, 2.2 liter single overhead cam engine, power-assisted front disc brakes, white sidewall steel-belted radial tires. It's everything you'd expect from Toyota... superb engineering, craftsmanship and styling.



Corona 5-Door Deluxe Wagon. Roomy, solid, traditional Toyota quality. The least expensive Corona Wagon, loaded with a long list of standard features at no extra cost.

The Toyota Corona Wagon. If you've got places to go, people to see and parcels to pack, Corona's for you.

And especially if you're partial to going first class... the 5-Door Luxury Edition Wagon. Everything you want a wagon for... roominess, toughness, dependability, quality. And then some. Because this Wagon takes on an elegance like no Corona Wagon before it. With a lengthy list of standard luxuries and comforts for an easy, restful ride. And distinctive new lines and styling for an impressive arrival. Luxury wheel covers come standard on this Wagon. As do wide body-side protective moldings on Wagons ordered without optional side paneling.


The Wagon's a beauty. And, indeed, a boost to the family ego. How does it perform? Like the beauty it is, of course. Because it's standard-equipped with features like a 2.2 liter engine. A fully transistorized ignition system gets you off to a good start... MacPherson strut front suspension smooths out the bumps along the way. Power-assisted front disc brakes make for easier stops. And steel-belted radial white sidewall tires hug the road for sure-footed handling.

The Luxury Edition Wagon. What more could you ask for? Maybe more than you imagined... turn the page and take a look.

Shown with optional simulated woodgrain side paneling, roof rack and rear window wiper/washer.



CORONA 5-DOOR
LUXURY EDITION WAGON



Shown with optional roof rack and simulated woodgrain side paneling

Wide open. That's the feeling of the Corona 5-Door Luxury Edition Wagon. So wide open, in fact, it's easy to forget Corona's economy. Because every inch is carefully engineered to make maximum use of space, for a "big" ride. Flip down the rear seat, lift up the tailgate. And there you have it... over 63 cubic feet of carpeted cargo area ready for packing in just about anything your lifestyle dictates. Whatever the load, the Wagon can take it. Year after year. Because like every Toyota, it's built tough.

And like every Toyota, the Wagon's designed to give you a ride that's comfortable. And comforting. With standard features like a door ajar warning system, steel-belted radial ply tires, welded unitized body construction. And, of course, a 5-speed overdrive transmission that's easy on the engine. A padded tilt steering wheel. Elegant cloth upholstery. Tinted glass all around. And much more. Even the added pleasure of optional power steering, 3-speed automatic transmission, AM/FM/MPX 4-speaker stereo radio or air conditioning. Or the appeal of optional simulated woodgrain side paneling. The Corona 5-Door Luxury Edition Wagon. For people who are going places, it's a beautiful way to get there.



CORONA 5-DOOR LUXURY EDITION LIFTBACK



CORONA 5-DOOR
LUXURY EDITION LIFTBACK

Shown with optional AM/FM radio



Uniquely versatile, the new Corona Liftback delivers both sportiness and utility. Easy-loading rear door can be opened by inside hatch release.

The Corona 5-Door Liftback. If ever there was a people-pleaser, this is it... the newest addition to the Corona line. With four easy-loading doors for your family... and one more for all the fun you can pack in.

Like the Sedan and the Wagon, Corona Liftback gives you two models to choose from: Deluxe or Luxury Edition. Both functional and sporty, with reclining front bucket seats and fold-down split rear seat that gives you extra cargo space with one half folded down... and still handles three adults. Plus, a handy fold-out "trunk maker" that converts the area behind the back seats into a covered compartment. Every Corona Liftback comes standard-equipped with comfort and performance features like a 2.2 liter engine and 5-speed overdrive transmission for powerful economy. Power-assisted front disc brakes, steel-belted radial ply tires, MacPherson strut front suspension. It's a long list. And longest of all on the Luxury Edition Liftback, refined with simulated woodgrain instrument panel and hand brake lever. Patterned cloth upholstery. Padded tilt steering wheel. Digital quartz clock with time and date readouts. And more.

The versatile Corona Liftback. All-new. All-exciting. And all-Toyota. To please a family for years to come.

CORONA FEATURES

1-Standard	2-Optional	3-Optional	4-Optional	5-Optional	6-Optional	7-Optional	8-Optional	9-Optional	10-Optional	11-Optional	12-Optional	13-Optional	14-Optional	15-Optional	16-Optional	17-Optional	18-Optional	19-Optional	20-Optional	21-Optional	22-Optional	23-Optional	24-Optional	25-Optional	26-Optional	27-Optional	28-Optional	29-Optional	30-Optional
1-1.6L 1600 cc engine	2-1.8L 1800 cc engine	3-1.8L 1800 cc engine	4-1.8L 1800 cc engine	5-1.8L 1800 cc engine	6-1.8L 1800 cc engine	7-1.8L 1800 cc engine	8-1.8L 1800 cc engine	9-1.8L 1800 cc engine	10-1.8L 1800 cc engine	11-1.8L 1800 cc engine	12-1.8L 1800 cc engine	13-1.8L 1800 cc engine	14-1.8L 1800 cc engine	15-1.8L 1800 cc engine	16-1.8L 1800 cc engine	17-1.8L 1800 cc engine	18-1.8L 1800 cc engine	19-1.8L 1800 cc engine	20-1.8L 1800 cc engine	21-1.8L 1800 cc engine	22-1.8L 1800 cc engine	23-1.8L 1800 cc engine	24-1.8L 1800 cc engine	25-1.8L 1800 cc engine	26-1.8L 1800 cc engine	27-1.8L 1800 cc engine	28-1.8L 1800 cc engine	29-1.8L 1800 cc engine	30-1.8L 1800 cc engine
1-1.6L 1600 cc engine	2-1.8L 1800 cc engine	3-1.8L 1800 cc engine	4-1.8L 1800 cc engine	5-1.8L 1800 cc engine	6-1.8L 1800 cc engine	7-1.8L 1800 cc engine	8-1.8L 1800 cc engine	9-1.8L 1800 cc engine	10-1.8L 1800 cc engine	11-1.8L 1800 cc engine	12-1.8L 1800 cc engine	13-1.8L 1800 cc engine	14-1.8L 1800 cc engine	15-1.8L 1800 cc engine	16-1.8L 1800 cc engine	17-1.8L 1800 cc engine	18-1.8L 1800 cc engine	19-1.8L 1800 cc engine	20-1.8L 1800 cc engine	21-1.8L 1800 cc engine	22-1.8L 1800 cc engine	23-1.8L 1800 cc engine	24-1.8L 1800 cc engine	25-1.8L 1800 cc engine	26-1.8L 1800 cc engine	27-1.8L 1800 cc engine	28-1.8L 1800 cc engine	29-1.8L 1800 cc engine	30-1.8L 1800 cc engine

1. Double clamp body with drive shaft damper (Luxury Edition). 2. Continuously loaded headlight/lens light control. 3. Finger-rip sunroof with dual wipers. 4. Power-assisted folding mechanism. 5. Tinting (1-way view mirror). 6. MacPherson strut front suspension. 7. Power car wash/water area. 8. 3-point safety belts. 9. Cigarette lighter. 10. 2-door cargo door with built-in engine. 11. Multi-point front hooded seats (shown with Luxury Edition accessories). 12. Adjustable lumbar support (Luxury Edition). 13. Locking top rear door. 14. Quartz analog clock (shown). 15. Tilt steering wheel (shown). 16. Trunk lid opening phase (Luxury Edition). 17. Fully integrated audio system. 18. Power windows. 19. Tilted passenger seat. 20. Rear window defogger, shown with optional wiper/washer (shown). 21. Fold-out "trunk rack" (shown). 22. Remote control left hand view mirror (Luxury Edition). 23. Trunk lid opening rear door (Luxury Edition). 24. Easy access, tapered L-track cargo line (Luxury Edition shown).

NOTE: Not all features are available on all models. See list at left to compare your local Toyota dealer.



CORONA OPTIONS

25. Power steering - reduces steering effort for greater driving comfort. 26. Smooth-shifting 3-speed automatic transmission. 27. Spacious luggage rack for added versatility (Wagon only). 28. AM/FM/MPX 4-speaker stereo radio. 29. 6-track or cassette stereo tape deck - the ultimate in listening pleasure. 30. Air conditioning to keep you cool and comfortable (Luxury Edition shown).

EXTERIOR COLORS
 White • Silver Metallic • Red Metallic • Copper Metallic • Orange Metallic • Beige • Yellow • Mint Green Metallic • Light Blue Metallic • Black Metallic (Luxury Edition L-track only)

See your local Toyota dealer for his complete line of custom Corona conveniences and dress-up accessories.

CORONA SPECIFICATIONS

BODY/FRAME CONSTRUCTION Unibody construction
SUSPENSION FRONT MacPherson strut
SUSPENSION REAR 4-link coil on sedan and Liftback, Leaf spring on Wagon.

STEERING TYPE Recirculating ball, collapsible shaft

BRAKES Power-assisted front disc, rear drum

ENGINE DISPLACEMENT AND TYPE 2189cc 4-cylinder single overhead cam

HORSEPOWER (SAE NET) 90 hp @ 4800 rpm

TORQUE (SAE NET) 122 ft. lbs. @ 2400 rpm

EXTERIOR DIMENSIONS (inches)

	Sedans	Liftbacks	Wagons
Wheelbase	99.4	99.4	99.4
Overall length	176.0	175.0	178.7
Overall width	65.2	65.2	65.2
Overall height	53.9	53.0	54.3
Tread width (Front & Rear)	53.7	53.7	53.7

CURB WEIGHT (lbs)

	2530	2565	2580
--	------	------	------

INTERIOR DIMENSIONS (inches)

	Sedans	Liftbacks	Wagons
Head room Front	37.6	36.7	37.9
Rear	36.9	36.5	37.7
Leg room Front	40.7	40.7	40.7
Rear	31.6	29.5	35.2

CAPACITIES

Trunk or cargo area (cu. ft.)	12.1	26.8 (rear seat down)	63.1 (rear seat down)
-------------------------------	------	-----------------------	-----------------------

Fuel tank (gallons)

	16.1	16.1	15.6
--	------	------	------

TIRES

Type	Steel belted radial ply whitewall
------	-----------------------------------

Size 175SR14

Specifications and equipment are based on available information at time of printing and are subject to change without notice. Some vehicles are pictured with optional equipment. See feature chart for complete details.



*Not available with automatic transmission.
 †Available only with manual transmission.
 ‡Available only with bucket seats.

YOUR TOYOTA DEALER

One of the best features of a Toyota is the dealer who goes with it. He's well equipped, of course, to answer any questions you might have about buying or leasing a new Toyota. He'll help you decide on the model and equipment that best suits your needs. A Toyota car or truck that's the right size for you or your family, styled the way you like it, and priced to fit your budget. That's his business. But he also knows that keeping you as a customer is what makes his business grow. You're his biggest incentive...so he'll treat you fairly and he'll do his best to see that every aspect of his dealership keeps you satisfied, from sales people to Parts Department. True, he wants to watch you drive away smiling in your new Toyota. But he also wants to watch you come back again. Still smiling.

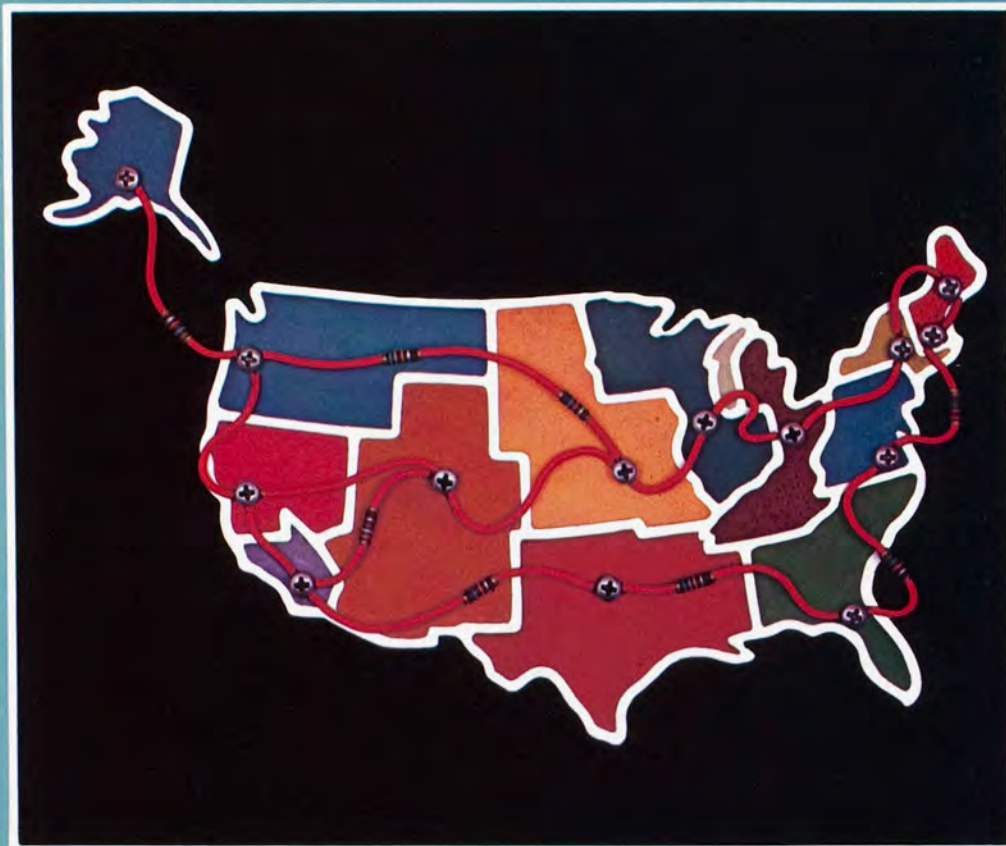
QUALITY SERVICE

Every car—even a Toyota—needs a little tender-loving-care in the form of an occasional servicing. And almost everywhere you travel there's a Toyota service department nearby. Over 1,000 dealers across the country are ready to listen...and to help, with dependable, efficient service. If by chance you have a problem, they can pinpoint the source to get you on the road again as quickly as possible. And your Toyota will be tended to by some of the best service technicians around...many specially certified by the National Institute for

Automotive Service Excellence (NIASE). They know Toyotas like nobody else. And they're your assurance that your Toyota is getting the best care possible.

QUALITY PARTS

Availability of parts is one of the things your Toyota dealer is proudest of. His Parts Department is stocked with most anything your Toyota car or truck might need. But if for some reason he doesn't have a particular part, he'll get it fast...from one of our many regional parts centers across the U.S., and with the help of one of the most efficient, most sophisticated computerized systems in the industry. What's more, you'll know you're getting quality products. What else would you want to put in your Toyota?



THE QUALITY CHOICE

You may have a tough time deciding on the Toyota for you—your dealer offers you 30 different models from sporty cars and luxury sedans to rugged trucks and 4-wheel drive off-road vehicles. Plus you'll choose from a wide selection of colors and options. Once you do decide, though, your dealer will see that that special Toyota-for-you is spanking

clean and in tiptop operating condition before you even get to drive it home. Quality cars and trucks. Quality service. Quality parts. And a dealer who delivers them all with a smile. That's tradition at Toyota.