



OH
WHAT
FEELING
TOYOTA

CRESSIDA
BY TOYOTA



CRESSIDA LUXURY SEDAN



ELEGANCE, PERFORMANCE AND LUXURY UNITED

The 1984 Cressida is Toyota in its most luxurious form. An elegantly proportioned silhouette, sculptured lines and distinctive trim proclaim Cressida's refined elegance.

Beneath the graceful exterior of the new Luxury Sedan there is a brilliantly engineered high-performance road

car. The 28 liter 6-cylinder electronically fuel-injected Twin Cam engine produces 143 horsepower at your command. So smoothly and quietly does the engine perform, there is only the surge of acceleration and effortless cruising to remind you of its remarkable power.

Cressida's impressive performance is enhanced by Toyota's Electronically Controlled 4-speed automatic overdrive transmission with lockup torque converter. It lets you choose at the touch of a button a "Normal"

driving mode, or special "Power" or "Economy" modes. This "thinking" transmission adjusts the gearshifting pattern to suit changing driving conditions. Independent rear suspension contributes to Cressida's precisely balanced road performance and comfortable ride. Four-wheel power-assisted and ventilated disc brakes supply reassuring stopping power.


Cressida's interior is no less impressive. The deeply cushioned, richly upholstered seats are unsurpassed

for comfort. Automatic temperature control air conditioning, Cruise Control, electronic AM/FM/MPX stereo tuner with four speakers, cassette and graphic equalizer, power windows and door locks, and a tilt steering wheel are standard.

The 1984 Cressida Luxury Sedan offers you a rare balance of high style, quality workmanship and true luxury.

Shown with optional equipment. See Features chart for details.

UNSURPASSED



CRESSIDA LUXURY INTERIOR



UNCOMMON COMFORT AND CONVENIENCE THROUGHOUT

Luxury surrounds you. From the available full-grain leather (shown here) or rich velour fabric to the softly cushioned carpeting, the quality of Cressida's materials and workmanship is apparent. The driver's seat is a masterpiece of design with full adjustment for lumbar support and seat

cushion tilt. Both deeply-cushioned front bucket seats fully recline. Rear seat passengers enjoy generous room with fold-down center armrest. All seats feature adjustable headrests. An optional Electronic Display Instrument Panel with Trip Computer on the Sedan displays a graphic tachometer with color-coded indicators and a dual-scale (mph/kph) speedometer with digital readout. A dual-mode fuel-level display indicates the remaining quarter-tank of fuel in 1/4-gallon increments.

The companion Trip Computer calculates estimated time of arrival, miles-per-gallon, time or distance to destination, and cruising range on remaining fuel.

The conveniences you desire in a fine automobile are standard equipment on Cressida. The power assists include power steering, electric windows and door locks, automatic power antenna, and power remote outside mirrors. You will realize how complete Cressida's standard fea-

tures are the first time you slide behind the tilt steering wheel, set the Cruise Control for the speed you wish to maintain, select your comfort level on the automatic temperature control air conditioning, or tune the AM/FM/MPX stereo tuner with four speakers, cassette and equalizer. Now you're ready for the superbly relaxed, comfortable driving only the Cressida can provide.

Shown with optional equipment. See Features chart for details.

SUMPTUOUS



CRESSIDA LUXURY WAGON

VERSATILE

LUXURY AND UTILITY COMBINED

The 1984 Cressida Luxury Wagon combines the impressive performance and luxurious appointments of the Luxury Sedan with the practicality and versatility of a station wagon.

Virtually every comfort, convenience and driving assist that should be part of a quality-crafted fine auto-

mobile is a standard, built-in part of the 1984 Cressida Luxury Wagon.

You have the smooth, responsive power of Cressida's electronically fuel-injected twin Cam engine, and the efficiency of an Electronically Controlled 4-speed automatic over-drive transmission with shift pattern selector and lock-up torque converter that helps improve throttle response for brisk performance.

There's an electric defogger and wiper/washer system just for the rear window. With the rear seats folded

down the Luxury Wagon's already generous flat, carpeted cargo space is increased to 65.3 cubic feet.

Among the standard comforts and conveniences you'll find in Cressida's handsome full-cloth interior are reclining front bucket seats with fully adjustable driver's seat, power steering, a tilt steering wheel, and Cruise Control. The windows, centrally controlled door locks and outside rear view mirrors are power-operated.

An electronic AM/FM/MPX stereo tuner with four speakers, cassette, graphic equalizer and automatic power antenna is standard, as is the automatic temperature control air conditioning.

If you want performance and luxury with practicality, the Cressida Luxury Wagon is your first choice.

Shown with optional equipment. See Features chart for details.





FULL INSTRUMENTATION




TUNGSTEN HALOGEN HEADLIGHTS

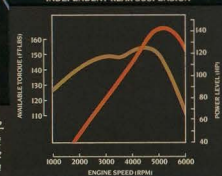
4-WHEEL DISC BRAKES



INDEPENDENT REAR SUSPENSION



DISTINCTIVE ALLOY WHEELS



5M-GE TWIN CAM ENGINE MAP

Brilliant Engineering

From its powerful Twin Cam engine to the innovative Electronically Controlled 4-speed automatic overdrive transmission, Cressida's advanced engineering makes it a most pleasurable car to drive, in town and on the open road.




TWIN CAM POWER



ELECTRONICALLY CONTROLLED TRANSMISSION



4-SPEED AUTOMATIC OVERDRIVE TRANSMISSION



2.8 LITER TWIN CAM ENGINE

Impressive Performance

Cressida's 2.8 liter 6-cylinder, electronically fuel-injected Twin Cam engine produces 143 horsepower at 5200 rpm for smooth, quick acceleration and effortless cruising at highway speeds.



ELECTRONIC FUEL INJECTION



REMOTE TRUNK RELEASE



POWER STEERING WITH TILT WHEEL



AUTOMATIC POWER LOCKS




ELECTRONIC AM-FM AUTO-TUNER WITH 4 SPEAKERS, CASSETTE AND GRAPHIC EQUALIZER



AUTOMATIC TEMPERATURE CONTROL AIR CONDITIONING

Power Conveniences

Throughout Cressida, you'll find the power assists you expect in a fine road car, including power steering with tilt wheel, and automatic power antenna. Automatic temperature control air conditioning is also standard.



AUTOMATIC SHOULDER BELTS



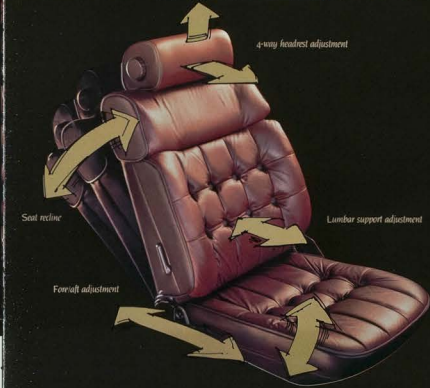
LIGHTED VANITY MIRROR



CRUISE CONTROL



FULLY CARPETED TRUNK



Seat recline

Fore/aft adjustment

Lumbar support adjustment

Seat cushion fill

6-WAY ADJUSTABLE DRIVER'S SEAT



FOLD-OUT REAR SEAT HEADRESTS



POWER WINDOWS AND DOOR LOCKS



DOOR VANITY MIRROR

Uncommon Comfort

Cressida's many comforts, conveniences and luxuries make traveling a relaxing, pleasurable experience. They include reclining seats, adjustable front and rear headrests, power windows and door locks, and power remote control outside mirrors.

Shown with optional equipment. See Features chart for details.

FEATURES

Electronics

Electronic display instrument panel shows speed, engine rpm, fuel level and coolant temperature as digital or graphic readouts. Companion Trip Computer calculates estimated time of arrival, miles-per-gallon, time or distance remaining to destination, and remaining cruising range.



ELECTRONIC DISPLAY INSTRUMENT PANEL.



POWER SUNROOF & TRIP-READ MAP.



TWO-TONE PAINT PACKAGE WITH COLOR-KEYED BUMPERS

Finishing Touches

Cressida is so completely equipped with performance, convenience and luxury features that only a few select options are available.

OPTIONS

BUCKLE UP... IT'S A GOOD FEELING!

Toyota urges you to use your seat belts every time you drive. Safety experts say, "Buckle up! Here are a few good reasons why."
 •When properly adjusted, seat belts can help the driver maintain better vehicle control.

•Studies show that generally the safest place in a collision is inside your vehicle. Seat belts can help keep you there.
 •Small children can be injured during quick turns or sudden stops; they should be provided with a child restraint system dynamically tested to meet federal standards. Select a restraint system carefully. The seat belts in the 1984



Cressida are not only designed to meet or exceed all government requirements for effectiveness, but are also engineered for simple operation and maximum comfort.
 •Front seats feature Toyota's unique Automatic Shoulder Belt System. When a front door is opened, the shoulder belt

FEATURES

	4-Door Luxury Sedan	5-Door Luxury Wagon
3-Standard, 0-Optional, -Not Available		
MECHANICAL		
2.8 liter 6-cylinder Twin Cam Engine	S	S
Electronic Fuel Injection	S	S
Fully transaxioned ignition	S	S
Electronic air-Command 4-speed automatic (optional) transmission with shift pattern selector and lock-up brake converter	S	S
5-speed overdrive transmission with limited-slip differential	O	-
MacPherson strut front suspension	S	S
Independent rear suspension with gas-filled shock absorbers	S	S
2-link rear suspension	-	S
Power-assisted ventilated 4-wheel disc brakes	S	-
Power-assisted ventilated front disc - rear drum brakes	-	S
Steel-belted radial tires	S	S
Full-size spare tire with steel wheel	S	S
EXTERIOR		
1-PX 37 aluminum alloy wheels	S	S
Turn-on halogen headlights	S	S
Wide protective side moldings	S	S
Dual outside mirrors with power remote control and wide-view passenger side convex mirror	S	S
Power sunroof	O	-
Rear window wiper/washer	-	S
Two-Tone Paint Package—includes color-keyed bumpers and body side moldings	O	-
INTERIOR		
Tachometer/voltmeter/oil pressure and coolant temperature gauges	S	S
Reclinable tripometer	S	S
Electronic Display Instrument Panel—includes digital speedometer, graphic electronic tachometer, fuel and temperature level indicators and Trip Computer	O	-
Cruise Control	S	S
Power steering with tilt steering wheel	S	S
Automatic temperature controlled air conditioning	S	S
Steering column-mounted headlight, headlight flasher, adjustable intermittent wiper and turn signal with heater and turn signal indicator	S	S
Electric rear window defogger	S	S
Remote trunk release	S	-
Locking fuel filler door with remote release	S	S
Passenger side vanity mirror with light	S	S
Digital quartz clock	S	S
Illuminated entry system	S	S
Power windows and centrally controlled power door locks	S	S
Tinted glass with upper shaded wind-field band	S	S
Reclining front bucket seats with 4-way adjustable headrests	S	S
Drivers seat height and lumbar support adjustment	S	S
Luxury velour cloth seat trim	S	S
Leather Seat Trim Package with coordinated door trim	O	-
Automatic shoulder belt system	S	S
Full console with storage area and armrest	S	S
Cup-pile carpeting	S	S
Carpeted trunk cargo area	S	S
Electronic AM/FM/MPX stereo tuner with 4 speakers, cassette, graphic equalizer and automatic power antenna	S	S

*Not available with Electronic Display Instrument Panel. †Available on Sedans with Electronically Controlled Transmission only. ‡Rear door lock included. †Includes leather-wrapped steering wheel.

SPECIFICATIONS

	4-Door Luxury Sedan	5-Door Luxury Wagon
ENGINE TYPE		
DISPLACEMENT	2.8 liter (2799 cc)	2.8 liter (2799 cc)
HORSEPOWER (SAE NET)	141 @ 5200 rpm	141 @ 5200 rpm
TORQUE (SAE NET)	154 lbs-ft @ 4000 rpm	154 lbs-ft @ 4000 rpm
BODY FRAME CONSTRUCTION		
	Unibody (steel)	
SUSPENSION (FRONT)		
MacPherson strut coil springs, stabilizer bar, independent rear suspension coil springs, gas-filled shock absorbers and stabilizer bar	MacPherson strut coil springs, stabilizer bar, independent rear suspension coil springs, gas-filled shock absorbers and stabilizer bar	
SUSPENSION (REAR) (SEDAN)		
Independent rear suspension with lateral tracking bar and stabilizer bar	Independent rear suspension with lateral tracking bar and stabilizer bar	
SUSPENSION (REAR) (WAGON)		
Power-assisted recirculating ball collapsible shaft	Power-assisted recirculating ball collapsible shaft	
STEERING TYPE		
Power-assisted ventilated 4-wheel disc	Power-assisted ventilated 4-wheel disc	
BRAKES (SEDAN)		
Power-assisted ventilated front disc - rear drum	Power-assisted ventilated front disc - rear drum	
BRAKES (WAGON)		
Power-assisted ventilated front disc - rear drum	Power-assisted ventilated front disc - rear drum	
EXTERIOR DIMENSIONS (inches)		
Wheelbase	104.1	104.1
Overall length	180.2	172.6
Overall width	66.5	66.5
Overall height	51.3	55.3
INTERIOR DIMENSIONS (inches)		
Head room (front)	38.1	37.9
Leg room (front)	37.4	37.7
Leg room (rear)	42.7	42.7
Head room (rear)	32.1	31.1
CAPACITIES		
Cargo capacity rear seat down (cu ft.)	-	65.1
Luggage capacity, rear seat up (cu ft.)	13.0	36.9
Fuel tank capacity (gallons)	17.2	17.2
CURB WEIGHT (lbs.)		
WDU	2968	2968
TIRES		
Type	Steel-belted radial	Steel-belted radial
	blackwall P15-70R14	blackwall P15-70R14
EXTERIOR COLORS - INTERIOR COLORS		
Color	Metallic Clear Coat	
Solid	Chamagne (Deep Maroon)	Optional Package: Brown Light Beige
Super White (Deep Maroon, Blue or Brown)	Light Topaz (Brown)	(Brown)
Gloss Black (Deep Maroon)	Red (Deep Maroon)	
	Light Beige (Brown)	
	Light Blue (Blue)	
	Dark Blue (Blue)	

-Not applicable. *Not all colors available in all models. †Optional.

Specifications and equipment based on information available at time of printing and are subject to change without notice. Specifications are for Mainland U.S.A. and may differ in other regions. Cover vehicle and others shown with optional equipment (see Features chart). For details on options, accessories and specifications in your area, contact your Toyota dealer. See 1984 Toyota Accessories brochure for additional Toyota-approved accessories.

moves out of the way for easy entry or exit. When the door is closed and the ignition switch turned on, the motor-driven shoulder belt automatically retracts to the proper wearing position.
 •Outer rear seats have combination seat and shoulder belts with Emergency Locking Retractors. They allow normal movement, but under severe changes in vehicle motion, they automatically restrain body movement. The center belt is designed for easy installation of a child restraint system. It is recommended that these systems be installed in



with your Cressida's seat belts. And remember, for peace of mind, buckle up... it's a good feeling!

the center rear seat. Follow manufacturer's recommendations for installing these systems.

Before you drive, familiarize yourself

QUALITY CARS, PARTS & SERVICE

Toyotas are designed and built for dependable operation. Each vehicle is tested and inspected inside and out at every stage of manufacture. And every new Cressida is covered by Toyota's 2-year/24,000-mile limited powertrain warranty*.

*Toyota dealer parts and service reflect the same quality and depend-

ability you'll find in the 1984 Cressidas. A computerized parts inventory control system helps assure availability of Genuine Toyota and Toyota-approved Parts at nearly 1,000 dealers nationwide. Additionally, Toyota-trained service technicians use the latest equipment to care for your Toyota.

You can count on Toyota dealers to help you keep that Toyota feeling.

*See your Toyota dealer for details.