

2008 EXPEDITION & EXPEDITION EL







**BEST  
FULL-SIZE SUV.**

Ford Expedition EL won this award from the editors of *Motor Trend's Truck Trend* magazine (May/June 2007 issue).

[fordvehicles.com](http://fordvehicles.com)

**BIG.** JUST LIKE YOUR PLANS. THE 2008 FORD EXPEDITION & EXPEDITION EL.




Expedition EL Eddie Bauer in Dark Copper Metallic and Expedition Limited in Black with available equipment

Built to encourage your family's adventurous nature, Expedition and Expedition EL feature bold good looks and seating for up to 9. Expedition tows up to 9200 lbs. when properly equipped. And Expedition EL's longer wheelbase gives you 129% more cargo space behind its 3rd-row seat. New for 2008: the King Ranch® Edition and an available Reverse Camera. It's time to gather everybody, pack everything and hit the road to anywhere.





[fordvehicles.com](http://fordvehicles.com)



3  
King Ranch

Expedition King Ranch in Stone Green Metallic with available equipment

**RIDE LIKE ROYALTY.**  
SADDLE UP IN THE LUXURIOUS NEW KING RANCH.®



The ultimate retreat after a long day, the King Ranch Edition is available on Expedition and Expedition EL. It welcomes you with sumptuous Chaparral leather trim on all 3 rows of seating, the center console lid and the door-trim panel inserts, plus a matching leather-wrapped steering wheel. Unique wood trim lends visual warmth to the instrument panel, floor console, shifter handle and switch plates, while a King Ranch logo adorns the floor mats. Enhancing the exterior: Pueblo Gold accents, 18" machined-aluminum wheels and exclusive King Ranch badging.





[fordvehicles.com](http://fordvehicles.com)

Standard on every Expedition and Expedition EL, the proven 5.4L Triton V8 engine features an efficient 3-valve head design that maximizes its energy to give you a mighty 300 hp at 5000 rpm and 365 lb.-ft. of torque at 3750 rpm. The substantial V8 is coupled with an innovative 6-speed automatic transmission to help create that satisfying "launch" feel that tucks you back in your seat. You won't find a 6-speed transmission on



Expedition EL Limited in Black and Expedition Eddie Bauer in Dark Copper Metallic with available equipment

any other SUV in the class. Expedition also delivers the highest available maximum towing capacity in its class at 9200 lbs. The optional air suspension with rear load leveling comes in especially handy when you're towing particularly large items or hauling lots of gear. It helps maintain a smooth ride and confident handling regardless of the vehicle load. So hitch up your favorite tow-behind and head out for some big fun!

## PLAY ON ITS INHERENT STRENGTH.



**BREATHE EASIER.** Our 5.4L Triton® V8 powertrain was redesigned in 2007 to significantly reduce emissions as compared to the previous generation. In states that follow federal emissions standards, smog-forming emissions are down by 55%, hydrocarbons are down by 42% and nitrogen oxides are down by 65%.

5  
Power


## TOWS MORE THAN ANY OTHER FULL-SIZE SUV.

When properly equipped with the optional Heavy-Duty Trailer Tow Package, Expedition 4x2 can tow up to 9200 lbs. That's more pull than any other vehicle in its class. In fact, it's a full 1000 lbs. more than a Chevrolet Tahoe can manage.

Cargo and load capacity limited by weight and weight distribution.



TAKE ADVANTAGE OF ITS  
**CAPABILITY.**



**TRAIL-HAPPY.** Expedition's outstanding torsional rigidity, stiff frame, monotube shocks and enhanced steering gear all contribute to its smooth ride and excellent steering control – which will help keep the kids comfy while you hunt for the perfect camping spot down that rugged 2-track.



**FIRST FULL-SIZE SUV TO FEATURE AN INDEPENDENT REAR SUSPENSION.**



[fordvehicles.com](http://fordvehicles.com)



7  
4x4

Expedition XLT in Redfire Metallic with available equipment

When you and your family need to get away from it all, you like to go where the wild things are. And Expedition 4x4 can't wait to take you there. Helping Expedition maintain its composure – even over harsh, uneven surfaces – the multilink independent rear suspension enables each rear wheel to react independently. The convenient 4x4 AUTO mode on Expedition's optional Control Trac® 4-wheel-drive system senses when you're driving on a

loose or slippery surface (like gravel, mud or snow) and automatically optimizes traction by transferring power to the appropriate wheels. Front tow hooks and a 4x4 LOW mode are also included on 4x4 models for serious off-road venturing. The 4x4 Off-Road Package, optional on Expedition XLT 4x4 models, adds black tubular step bars, and skid plates to help protect the engine, transfer case and fuel tank. There's no better way to roam.



SHARE ITS RELAXED  
**HOSPITALITY.**



[fordvehicles.com](http://fordvehicles.com)

Expedition EL Eddie Bauer leather-trimmed interior in Charcoal Black with Camel inserts and available equipment



**EXCLUSIVE  
HEATED AND  
COOLED  
SEATS.**

Welcome to your new family room on wheels. With available seating configurations for 5 to 9 passengers and all sorts of entertaining options, Expedition and Expedition EL will pamper you and your guests with comfort and style. New for 2008, the overhead console, sun visors with illuminated vanity mirrors, 2nd-row map lights and auxiliary rear climate controls are all standard. Supportive captain's chairs are also standard in the 1st row, while Eddie Bauer, Limited and King Ranch® models feature luxurious leather-trimmed seating, a 10-way power-adjustable driver seat with power lumbar and recline, Dual-zone Electronic Automatic Temperature Control and a 340-watt Audiophile® Sound System – a treat for all!

\*Full-size SUV and Full-size Extended-length SUV classes, excluding other Ford Motor Company Vehicles.

**ALL-SEASON COMFORT.** Heated and cooled front seats – the only ones available in the class<sup>1</sup> – are standard on Limited and King Ranch, optional on Eddie Bauer.



**MOBILE CINEMA.** Expedition's optional Rear-Seat DVD Entertainment System includes an 8" color screen, remote control and 2 sets of wireless headphones.



**INSTANT REFRESHER.** The optional power moonroof features one-touch open, a sunshade, and a mini-overhead console with map lights and a storage bin.

**9**  
Interior  
Comfort



# UTILIZE ITS ENDLESS ADAPTABILITY.



[fordvehicles.com](http://fordvehicles.com)



Expedition EL Eddie Bauer leather-trimmed interior in Charcoal Black with Camel inserts and available equipment

POWERFOLD™  
3RD-ROW SEAT:  
FIRST FROM  
FORD.

Days a bit unpredictable lately? Not to worry. Expedition is built to help with convenient features you won't find on the competition. Like our available PowerFold 3rd-row seat (standard on Eddie Bauer, Limited and King Ranch®). With PowerFold, you can open up cargo space at the touch of a button. Chevrolet Suburban and GMC Yukon don't offer anything like it. In fact, their 3rd-row seats have to be removed from the vehicle to create similar cargo space. With Expedition's PowerFold feature, you'll be off to your next errand in a flash. And thanks to thoughtful standards like a separate set of audio and climate controls for those in the 2nd row, and best-in-class leg room in the 3rd row, all of your passengers will be happy to tag along.



Optional 2nd-row captain's chairs

**SERIOUS MULTITASKERS.** For starters, Expedition's optional 2nd-row captain's chairs can be reclined. They can also be flipped forward and folded for 3rd-row access or placed in Cargo Mode to create a flat load surface.

**WITHIN EASY REACH.** Expedition's standard 2nd-row 40/20/40 split-folding seat includes a class-exclusive CenterSlide™ feature that allows you to pull the center section of the seat forward almost 11" for easy access from the 1st row.



Standard 2nd-row 40/20/40 split-folding seat

11  
Seating  
Flexibility



POWER UP TO ITS FULL  
**POTENTIAL.**



[fordvehicles.com](http://fordvehicles.com)

Right now, you're peering into the cavernous expanse of 130.8 cu. ft. of cargo space behind the 1st row in Expedition EL. That's a lot of potential for whatever you need to do. Note the flat loadfloor – standard on both Expedition and Expedition EL. It's created by our exclusive Cargo Mode, which allows you to position the folded 2nd-row seatbacks in alignment with those of the 3rd row. This extremely level playing field



Expedition EL Eddie Bauer leather-trimmed interior in Greystone with Camel inserts and available equipment

makes it easy to transport long, flat items inside. Add the push-button convenience of the available PowerFold™ 3rd-row seat – first from Ford Motor Company – and let the home improvement projects begin. Need space, but not quite as much as Expedition EL offers? Stick with the original short-wheelbase Expedition. It serves up an ample 108.3 cu. ft. of cargo space behind the 1st row. Plenty of room for life's demands.

Cargo and load capacity limited by weight and weight distribution.

**13**  
Versatility



**SMART PACKING.** This versatile cargo organizer, standard on Expedition EL, helps keep all that extra space behind the 3rd-row seat neat and tidy. Use the simple panel divider to split the space in whichever direction your cargo dictates.

**FLAT LOADFLOOR THANKS TO OUR EXCLUSIVE 2ND-ROW CARGO MODE.**

**POWERFULLY EASY.** Expedition's available new power-deployable running boards automatically extend when you open a door and retract when you close it. They pair well with the available power liftgate that raises and lowers at the push of a button on your remote keyless-entry key fob. Life doesn't get any easier than this.






**GET AWAY** WITH YOUR ENTIRE CREW.

15  
Expedition



[fordvehicles.com](http://fordvehicles.com)



Expedition Eddie Bauer in Dark Copper Metallic with available equipment



MASTER YOUR DAY WITH ITS  
**QUIET CONFIDENCE.**



**SIRIUS**  
SATELLITE RADIO  
THE BEST RADIO ON RADIO™

[fordvehicles.com](http://fordvehicles.com)

Expedition EL Eddie Bauer leather-trimmed interior in Charcoal Black with available equipment

Expedition's commanding interior is all the more appealing when you realize you're enjoying it in such relaxing quiet. All that peace is thanks, in part, to the class-exclusive Quiet Steel® laminate in the dash panel and oil pan, an acoustic-laminate windshield and thick side glass. These materials were carefully selected to help keep wind and road noise to a minimum. The result? Everybody can hear each other using their "inside" voices.

Quiet Steel is a registered trademark of Material Sciences Corporation.



NEW  
REVERSE  
CAMERA.



**AUDIO REVOLUTION.** Since personal MP3 players continue to be *the* hot gadget, every Expedition sound system has an auxiliary audio input jack to accommodate yours. Of course, all of Expedition's CD players and changers can read MP3-formatted CDs as well.

**HINDSIGHT.** This handy new device displays the image from a liftgate-mounted camera in your rearview mirror. It's optional on Eddie Bauer, Limited and King Ranch.®

17  
Driver Controls



New for 2008, a leather-wrapped steering wheel, auto-dimming rearview mirror, heated sideview mirrors, and our class-exclusive keyless-entry keypad are all standard on XLT. Go for the optional SIRIUS Satellite Radio<sup>1</sup> to start surfing over 130 channels of coast-to-coast sports, news, entertainment and 100% commercial-free music. And use the available voice-activated, DVD-based Navigation System with intersection programming to stay on track.


<sup>1</sup>Not available in Alaska or Hawaii. See your Ford Dealer or contact SIRIUS at 1-888-539-7474 for more information.



# TRUST ITS INNATE STABILITY.



[fordvehicles.com](http://fordvehicles.com)




## LEGEND

Vehicle inertia



Brakes activating to maintain control



**ASSISTANCE ON DEMAND.** AdvanceTrac with RSC can help in many real-world situations, such as when you're making an emergency maneuver to avoid something in the road; driving on slippery surfaces like snowy, muddy, wet or gravel roads; or just traveling on uneven surfaces, such as in construction zones.

Remember that even advanced technology cannot overcome the laws of physics. It's always possible to lose control of a vehicle due to inappropriate driver input for the conditions. For more information on AdvanceTrac with RSC, visit [fordvehicles.com](http://fordvehicles.com).

ADVANCETRAC<sup>®</sup>  
WITH  
EXCLUSIVE RSC<sup>®</sup>,  
STANDARD  
ON ALL.

19  
Safety &  
Security

Expedition XLT in Vapor Silver Metallic

You've got places to go, things to see, and lots of people and stuff to take along. And you want to enjoy the ride. No matter what Mother Nature throws at you. Expedition is the answer. It gives you full-size utility, plus remarkable stability courtesy of AdvanceTrac with class-exclusive RSC (Roll Stability Control). An electronic stability enhancement system that actually measures what other manufacturers' systems ignore or can only

estimate, AdvanceTrac with RSC features a unique vehicle-roll motion sensor that works in conjunction with the Anti-lock Brake System (ABS), traction control and yaw control. The sensor directly measures the vehicle's roll-rate 100 times every second, which is used to determine when and how the system will apply individual brakes and modify engine power to help keep all 4 wheels firmly planted. And it's standard on every model.



STANDARD FOR 2008:  
**ALL 6 AIRBAGS.**



**BUILT TO GIVE.** Every 2008 Expedition is equipped with an adaptive stroking steering column that's designed to work like a shock absorber, in conjunction with your safety belt and the driver front airbag, to help reduce the potential impact to your chest in the event of a frontal crash.

**5-STAR  
SAFETY RATINGS**



Expedition has received 5-Star ratings in the National Highway Traffic Safety Administration's (NHTSA) frontal crash tests for 7 years<sup>1</sup> in a row.

<sup>1</sup>2001-2007 model years.

[fordvehicles.com](http://fordvehicles.com)



Expedition Limited with available equipment

**21**  
Safety &  
Security

This Expedition is the safest ever.<sup>2</sup> And it's no wonder with such a long list of standard safety and security features – now including all 6 airbags. That's right. You get the dual front airbags of our Personal Safety System<sup>®</sup> (PSS) and the 3-row side-curtain airbags in our patented, first-in-class Safety Canopy<sup>™</sup> System, plus front-seat side airbags. All standard. And always at the ready. In fact, a suite of sophisticated sensors is

constantly feeding information to the PSS so that it can enhance protection for the driver and right-front passenger in certain frontal collisions by customizing the deployment of the dual-stage front airbags. Every Expedition also gets 3-point safety belts at all outboard seat positions as well as at the 2nd- and 3rd-row center positions, our SecuriLock<sup>®</sup> passive anti-theft ignition system, and autolocking doors for added peace of mind.

<sup>2</sup>Based on internal Ford safety testing results of current-generation Expedition.



## DIMENSIONS

### EXPEDITION



### EXPEDITION EL



EXTERIOR (in.)	EXPEDITION (4x2/4x4)	EXPEDITION EL (4x2/4x4)
A. Vehicle length	206.5	221.3
B. Wheelbase	119.0	131.0
C. Overhang - front	39.2	39.2
D. Overhang - rear	48.3	51.1
E. Width - excluding mirrors	78.8	78.8
including mirrors	91.8	91.8
mirrors folded	79.7	79.7

EXTERIOR (in.)	EXPEDITION (4x2/4x4)	EXPEDITION EL (4x2/4x4)
F. Height (with options)	77.2	77.7/78.3
G. Minimum running ground clearance	8.7	8.7
H. Liftover height	34.4	35.3/35.9
I. Ramp breakover angle	18.4°/18.3°	17.6°/18.7°
J. Angle of approach	22.8°/22.6°	23.1°/24.1°
K. Angle of departure	21.4°/21.5°	20.1°/20.9°

INTERIOR (in.)	EXPEDITION	EXPEDITION EL
<b>1st Row</b>		
Head room	39.6	39.5
Shoulder room	63.2	63.2
Hip room	60.2	60.2
Leg room	41.1	41.1
<b>2nd Row</b>		
Head room	39.8	39.7
Shoulder room	63.7	63.7
Hip room	59.9	59.9
Leg room	39.1	39.1
<b>3rd Row</b>		
Head room	38.3	38.0
Shoulder room	51.9	67.1
Hip room	50.2	51.8
Leg room	37.7	37.7
<b>Cargo Volume (cu. ft.)</b>		
Maximum cargo volume	108.3	130.8
Behind 2nd row	55.0	85.5
Behind 3rd row	18.6	42.6

Cargo and load capacity limited by weight and weight distribution.

## FIND YOUR MATCH.

23  
Expedition &  
Expedition EL

The 2008 Ford Expedition and Expedition EL are both available in your choice of 4 well-equipped models: the capable XLT, the sophisticated Eddie Bauer, the luxurious Limited and the rugged new King Ranch. Choose the one that fits you and your family best – and start planning your new adventures today.

Each series includes the standard equipment of the previous series, except where additions/exceptions are noted.

**XLT** — 17" aluminum wheels • Body-color lower bodyside moldings, wheel-lip moldings and bumpers • Chrome door handles • Fog lamps • Black, power, heated sideview mirrors with security approach lamps • Black roof side rails • Black running boards • AM/FM stereo and single-CD player with MP3 capability • 1st-row captain's chairs with 6-way power driver seat with manual lumbar • 2nd-row 40/20/40 split bench seat with CenterSlide™ feature • 3rd-row 60/40 split fold-flat-to-floor bench seat<sup>1</sup> • Overhead console • 2nd-row map lights • Remote keyless entry with driver door keypad

**Eddie Bauer** — 17" machined-aluminum wheels • 18" machined-aluminum wheels<sup>2</sup> • Chrome exhaust tip • Pueblo Gold lower bodyside moldings, wheel-lip moldings and bumpers • Pueblo Gold running boards • Black, power, heated sideview mirrors with memory, security approach lamps and integrated turn signals • Two-tone leather-trimmed seats with 1st-row captain's chairs • 10-way power driver seat including power lumbar and recline with memory feature • PowerFold™ 3rd-row seat • Dual-zone Electronic Automatic Temperature Control • Message center • Leather-wrapped steering wheel with secondary audio and climate controls • Audiophile® Sound System with AM/FM stereo and 6-disc in-dash CD changer with MP3 capability

**Limited** — 18" chrome-clad wheels • Monochromatic appearance • Chrome roof side rails • Body-color running boards • Body-color, power-folding, heated sideview mirrors with memory, security approach lamps and integrated turn signals • Power rear quarter windows • Headlamps with blackout treatment<sup>3</sup> • 10-way power-adjustable heated and cooled 1st-row leather-trimmed captain's chairs including power lumbar and power recline • Power-adjustable pedals with memory • Universal Garage Door Opener • Reverse Sensing System

**King Ranch** — 18" machined-aluminum wheels with King Ranch logo on center caps • King Ranch badging on front fender and liftgate • Pueblo Gold lower bodyside moldings, wheel-lip moldings and bumpers • Pueblo Gold running boards • Black, power, heated sideview mirrors with memory, security approach lamps and integrated turn signals • Black roof side rails • Chaparral leather trim on all 3 rows of seating, steering wheel, center console lid and door-panel inserts • Floor mats with King Ranch logo • Simulated wood on switch plates, floor console, shifter handle and instrument panel

Expedition XLT in Vapor Silver Metallic, Expedition Eddie Bauer in Dark Copper Metallic, Expedition EL King Ranch® in Stone Green Metallic and Expedition Limited in Black

<sup>1</sup>Standard on Expedition EL XLT only. <sup>2</sup>Standard on Expedition EL Eddie Bauer only. <sup>3</sup>Exclusive to Limited.







[fordaccessoriesstore.com](http://fordaccessoriesstore.com)



Expedition Eddie Bauer in Dark Copper Metallic with select Genuine Ford Accessories

# GENUINE FORD ACCESSORIES.

25  
Expedition &  
Expedition EL



ALL-WEATHER FLOOR MATS



CHROME EXHAUST TIP



REMOTE START SYSTEM



MOBILE-EASE™ HANDS-FREE COMMUNICATION SYSTEM

Engineered by Ford for excellent fit and long-wearing durability, Genuine Ford Accessories offer you serious style and quality. When installed by your Ford Dealer at the time of purchase or lease, they're backed by a 3-year/36,000-mile Limited Warranty.<sup>1</sup> And now, Ford's vehicle Accessorizer puts personalization in the fast lane. This exciting online tool lets you see how Genuine Ford Accessories

will look on your new 2008 Ford Expedition, Expedition EL or any other Ford, Lincoln or Mercury vehicle. Take it for a test drive today at [fordaccessoriesstore.com](http://fordaccessoriesstore.com).

<sup>1</sup>12-month/12,000-mile limited warranty if Genuine Ford Accessories are not installed by a Ford Dealer or are purchased after initial vehicle sale or lease. See your dealer for details.




[fordaccessoriesstore.com](http://fordaccessoriesstore.com)







# COLORS AND TRIM.



	<b>STONE</b>
	<b>CAMEL</b>
	<b>CHARCOAL BLACK</b>
	<b>XLT</b>
•	White Suede <sup>3</sup>
•	Pueblo Gold Metallic
•	Redfire Metallic
•	Dark Blue Pearl Metallic
•	Vapor Silver Metallic <sup>3</sup>
•	Black
	<b>EDDIE BAUER</b>
•	White Suede <sup>3</sup>
•	Redfire Metallic
•	Dark Blue Pearl Metallic
•	Stone Green Metallic <sup>3</sup>
•	Black
•	Dark Copper Metallic
	<b>LIMITED</b>
•	Vapor Silver Metallic <sup>3</sup>
•	Stone Green Metallic <sup>3</sup>
•	Black
•	White Sand Tri-Coat Metallic <sup>4</sup>
•	Dark Copper Metallic
	<b>KING RANCH</b>
•	White Suede <sup>3</sup>
•	Stone Green Metallic <sup>3</sup>
•	Black
•	Dark Copper Metallic

<sup>3</sup>Camel environment. <sup>4</sup>Charcoal Black environment. <sup>5</sup>New for 2008.  
<sup>6</sup>Extra cost.

## WHEELS

- A** 20" Chrome-Clad Aluminum with King Ranch Center Cap  
Optional on King Ranch and EL King Ranch
- B** 18" Chrome-Clad Aluminum  
Standard on Limited and EL Limited;  
Optional on XLT and EL XLT
- C** 18" Machined-Aluminum with King Ranch center cap  
Standard on King Ranch and EL King Ranch
- D** 17" Aluminum  
Standard on XLT and EL XLT
- E** 18" Machined-Aluminum  
Standard on EL Eddie Bauer; Optional on XLT, EL XLT and Eddie Bauer
- F** 20" Chrome-Clad Aluminum  
Optional on Eddie Bauer, EL Eddie Bauer, Limited and EL Limited
- G** 17" Machined-Aluminum  
Standard on Eddie Bauer



White Suede



Pueblo Gold Metallic



Redfire Metallic



Dark Blue Pearl Metallic



Vapor Silver Metallic



Black



White Sand Tri-Coat Metallic



Stone Green Metallic



Dark Copper Metallic

Ford uses clearcoat paint for beauty and protection. Colors shown are representative only. Not all colors are available on all models. See your dealer for actual paint/trim options. Vehicles shown may contain optional equipment.



### New Vehicle Limited Warranty

We want your Ford Expedition or Expedition EL ownership experience to be the best it can be. So under this warranty, your new vehicle comes with 3-year/36,000-mile Bumper-to-Bumper Coverage, 5-year/60,000-mile Powertrain Warranty Coverage and Roadside Assistance, 5-year/50,000-mile Safety Restraint Coverage, and 5-year/unlimited-mile Corrosion (Perforation) Coverage — all with no deductible. Please ask your Ford Dealer for a copy of this limited warranty.

For more assurance: The 5-year/60,000-mile powertrain limited warranty is fully transferable, has no deductible and provides you with an additional 2 years or 24,000 miles of coverage — on select components, including the engine and transmission — beyond the standard 3-year/36,000-mile Bumper-to-Bumper Coverage. Roadside Assistance is extended to 5 years or 60,000 miles, so you have the security of knowing that help may be only a phone call away should you run out of fuel, lock yourself out of the vehicle or need towing. Your Ford Dealer can provide complete details on all of these advantages.



Get the ride you want. Whether you plan to lease or finance, you'll find the choices that are right for you at Ford Credit. Ask your Ford Dealer for details or check us out at [fordcredit.com](http://fordcredit.com).



Genuine Ford Accessories are designed and engineered specifically for Ford vehicles. Visit our website at [fordaccessoriesstore.com](http://fordaccessoriesstore.com) to use the Accessorizer, and to learn about complete accessory details and purchase instructions.



Get Ford Motor Company quality in your auto insurance. Our program offers industry-leading benefits and competitive rates. Call 1-877-367-3847, or visit us at [fordvip.com](http://fordvip.com) for a no-obligation quote. Insurance offered by American Road Services Company (in CA, American Road Insurance Agency), a licensed agency and subsidiary of Ford Motor Company.



For a purchase or lease, the Ford Extended Service Plan (ESP) gives you "Peace-of-Mind" protection designed to cover key vehicle components and protect you from the cost of unexpected repairs. Ask your dealer for an ESP, the only service contract backed exclusively by Ford and honored at all Ford Lincoln Mercury dealerships.



## The Right Ford for You

Whether you're looking for a vehicle that can handle rugged adventures in the wild, the hectic demands of your everyday life or a bit of both, the Ford family of SUVs and Crossovers has you covered. From the big-family fun of the 9-passenger Expedition EL to the pure excitement of the Edge, our extensive lineup of boldly designed vehicles features a full range of passenger and cargo capabilities, high-tech powertrains, smooth-riding suspensions and all the latest creature comforts.

Visit [fordvehicles.com](http://fordvehicles.com) to find your perfect match.



Edge

The All-New Taurus X



Explorer

Sport Trac



The New Escape & Escape Hybrid



Litho in USA on recycled paper (20% post consumer)  
©2007 Ford Motor Company

08EXPDCAT